



FBISD

INSPIRE • EQUIP • IMAGINE

2018 LONG-RANGE FACILITIES MASTER PLAN

EDUCATIONAL SPECIFICATIONS

HIGH SCHOOLS




TABLE OF CONTENTS:

1. Introduction
2. Development Process
3. Design Principle Implementation
4. High School Educational Specifications
 - a. Executive Building Summary
 - b. Site Elements
 - c. Administration
 - d. Academic Classrooms
 - e. Athletics / Physical Education
 - f. Cafeteria, Kitchen, Custodial
 - g. CTE
 - h. Fine Arts
 - i. Library
 - j. Security
 - k. Technology
 - l. Appendix
 - Technology Tool Sets
 - Furniture



INTRODUCTION



INTRODUCTION TO FORT BEND ISD'S 2018 HIGH SCHOOL EDUCATIONAL SPECIFICATIONS

As Fort Bend ISD grows and builds new schools or renovates existing schools, the District is committed to creating future-focused learning environments that meet the needs of new generations of learners. These new construction projects must align with the Board-adopted strategic framework, including its Core Beliefs & Commitments that state all students can reach their full potential, and that FBISD will be a collaborative, efficient, and effective learning community. The District also believes that student success is best achieved in a supportive climate and safe environment.

In accordance with the Profile of a Graduate, FBISD is committed to producing graduates who have a rigorous academic foundation as well as other attributes that focus on the whole child. The construction of new high schools and classroom additions provides Fort Bend ISD an opportunity to design and build these learning environments with this goal in mind, keeping an eye on student-centered learning and other future-focused design concepts outlined in these High School Education Specifications.

The Texas Education Agency requires all school districts to create and review a written educational program that guides the design process of new proposed facilities or major renovations. These education specifications should include a description of the proposed project, and a range of issues and alternatives to be considered. During this process, the district shall allow for input from teachers, other school campus staff, and District program staff in developing the educational specifications.

Educational specifications are necessary as they provide the link between learning and the design of educational facilities. They outline essential educational concepts and detailed facility needs, considering community values, current and future educational delivery, and the impact of technology on learning. Educational specifications are an integral part of the Fort Bend Independent School District Long Range Facilities Master Plan, and they have been developed to support the district's vision and strategic goals.

Educational specifications should support the overall educational goals of the district, yet be nimble enough to allow for the effective and efficient design of school facilities.

The educational specifications provide specific facility needs required to complement the district's educational delivery model. These will also provide consistency among similar project types from campus to campus, in order to reduce inequities, and simplify the planning process of future projects. Lastly, this document is a living document, in need of periodic update.

CORE BELIEFS & COMMITMENTS

Core Belief 1: All students can reach their full potential.

Commitment: Fort Bend ISD will provide an educational system that will enable all students to reach their full potential.

Core Belief 2: We believe student success is best achieved...

...through effective teachers that inspire learning.

Commitment: Fort Bend ISD will recruit, develop and retain effective teachers.

...in a supportive climate and safe environment.

Commitment: Fort Bend ISD will provide a supportive climate and a safe learning/working environment.

...by empowered and effective leaders throughout the system.

Commitment: Fort Bend ISD will provide and promote leadership development at all levels.

...in a well-functioning, high-performing community of learners.

Commitment: Fort Bend ISD will be a collaborative, efficient and effective learning community.

FBISD MISSION

Fort Bend ISD exists to inspire and equip all students to pursue futures beyond what they can imagine.

FBISD VISION

Fort Bend ISD will graduate students who exhibit the attributes of the *District's Profile of a Graduate*.

PROFILE OF A GRADUATE

A **Fort Bend ISD Graduate** has a rigorous academic foundation, strong character, and is...



...**equipped with skills for life.** Fort Bend ISD graduates exhibit grit and determination in all aspects of life; respect self and others; engage in healthy life choices; are literate and articulate; proficient with technology; and meaningfully and practically apply knowledge in productive ways.



...**a servant leader.** Fort Bend ISD graduates demonstrate confidence while maintaining a humble and kind demeanor; prioritizing the needs of others while accepting responsibility for themselves and are accountable for their own actions; are optimistic; and strive to bring out the best in others.



...**an effective communicator.** Fort Bend ISD graduates communicate clearly both orally and in writing; respectfully and actively listen to others; appropriately engage in courageous conversations; and appropriately adapt their communication style to the audience.



...**a critical thinker.** Fort Bend ISD graduates are visionary and solutions-oriented problem solvers; are inquisitive and innovative; and have the courage to actively challenge conventional methods in order to improve themselves and the world around them.



...**a compassionate citizen.** Fort Bend ISD graduates are empathetic to their fellow citizens, exhibiting care and concern for others; are inclusive and embrace differences; are culturally aware; actively engage in improving our diverse community; exercise their right to vote; and are dependable, respectful, trustworthy, and self-disciplined.



...**a collaborative team member.** Fort Bend ISD graduates work effectively with others to achieve group goals; take actions that respect the needs and contributions of others; yield their own objectives to the goals of the team; and positively facilitate and contribute to teamwork.



...**a life-long learner.** Fort Bend ISD graduates approach life with wonder and curiosity; seek opportunities to be creative; possess a thirst for knowledge and the ability to adapt to change; and are academically prepared to pursue and attain futures beyond what they can imagine!

DISTRICT GOALS



District Goal 1

Fort Bend ISD will provide an equitable learning environment that provides all students access to the FBISD curriculum.



District Goal 2

Fort Bend ISD will ensure students own and are responsible for their learning, behavior, and progress through the FBISD curriculum.



District Goal 3

Fort Bend ISD will provide an inclusive, collaborative, and fluid learning environment with opportunities for both risk-taking and success.



District Goal 4

Fort Bend ISD will develop students' social-emotional, academic, literacy, language, and life skills in a safe and secure Collaborative Community at every school.

DISTRICT INFORMATION

Fort Bend ISD is the eighth largest school district in Texas, and the largest in the county, with more than 75,700 students. The District spans 170 square miles and is located in the northeast part of Fort Bend County, just southwest of Houston and Harris County. The District maintains more than 1,200 acres of land. The District is also the largest employer in the county, serving more than 11,000 employees, including part-time and substitutes.

FBISD was formed in 1959, with the consolidation of The Missouri City Independent School District and Sugar Land Independent School District. At the time, the District consisted of only four schools (two elementary, one junior high and one high school). FBISD currently serves a growing population and has 79 campuses (11 high schools, 15 middle schools, 50 elementary campuses, and three specialized campuses to address vocational interests and special learning needs).

Recognized as one of the most diverse school districts in Texas and in the nation, our students represent countries from around the world and speak more than 90 different languages and dialects.

In FBISD, we are proud of the many national, state and local awards/honors we have received throughout the years. For the second consecutive year, FBISD has been honored in the H-E-B Excellence in Education award program. FBISD won the 2018 H-E-B Excellence in Education Large School District award; and in 2017, the H-E-B Excellence in Education School Board award, School Principal Secondary award and the Rising Star Secondary award. The District is also designated a 2018 Best Communities for Music Education and is the recipient of the 2018 U.S. Department of Defense's Above and Beyond award for employer support of the Guard and Reserve, the 2017 Recognized Law Enforcement Agency award and the Houston Business Journal's 2018 Healthiest Employer award.

Several FBISD schools are recognized as 2017-18 Honor Roll Schools by the Education Results Partnership and the Institute for Productivity Education. Seventy-two FBISD seniors were named Semifinalists in the 2018 National Merit Scholarship Program and FBISD's 2018 graduating Senior Class received more than \$163 million in academic and athletic scholarship offers. FBISD has also earned top ratings from internationally-recognized credit ratings agencies for its strong financial health and the quality of bonds issued.



DEVELOPMENT

PROCESS



1. INTRODUCTION AND PHILOSOPHY

Fort Bend ISD desired to update current educational specifications for elementary schools, middle schools and high schools. The design of these specifications was intentionally crafted to directly align to the desires of the community and Board of Trustees by honoring the Board-adopted strategic framework, including FBISD's Profile of a Graduate and Core Beliefs & Commitments. This framework provides the District's foundation for all future decision-making and was developed with significant community input. The Board-adopted Facility Standards (CS Local) philosophy states: The Board believes the physical environment impacts student learning. To that end, the District is committed to designing, constructing, adapting, renovating, and maintaining facilities that are adaptable for changing needs, inspire innovation, and produce future-ready students.

The Design Principles identified in the Board-adopted CS(Local) Policy established that the updated educational specifications should be directly aligned and designed to support the type of learning experience necessary for the students of Fort Bend ISD to develop the skills and attributes outlined in the Profile of a Graduate.

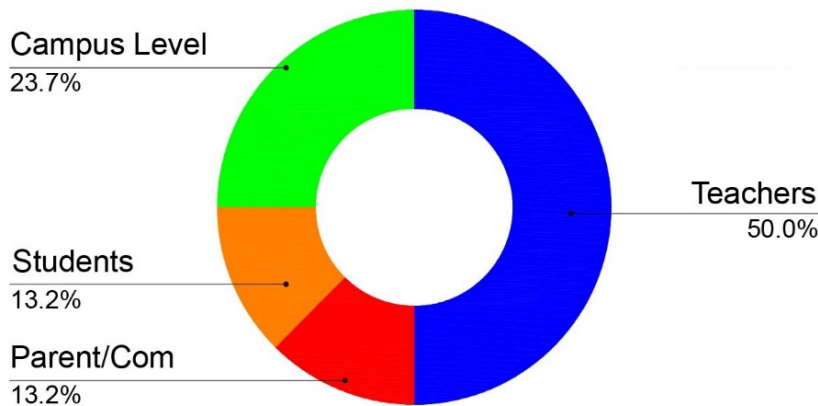
Three opportunities were scheduled for the members of the Board of Trustees to sit with the team to provide input and guidance on the development of the educational specifications. These sessions focused on ensuring that the vision for learning would be effectively and accurately reflected in the final educational specifications. Board members answered a series of questions related to their highest hopes for learners in Fort Bend ISD, what skills they believed graduates of the district would have to have to thrive in an unpredictable future, and what kind of experience all learners would require in order to develop those skills. All of the input collectively pointed back to the Profile of the Graduate developed in collaboration with the community. This input became the foundation the Educational Specification Learning Framework Committee would build upon during the collaborative design process.

2. EDUCATIONAL SPECIFICATION LEARNING FRAMEWORK COMMITTEE

To ensure the process of developing the educational specifications was inclusive, the district convened a varied group of internal and external district stakeholders, including students, to work through design processes facilitated by engage2learn. This team analyzed the information previously developed in collaboration with the community (Profile of Graduate, Core Beliefs & Commitments) as well as the Design Principles, developed and approved as policy (CS Local) by the Board of Trustees, to apply the Design Principles which guide the design of the ideal learner experience in every Fort Bend ISD learning environment, regardless of location or level. The guidance provided by the Board of Trustees and the collaboration between district and campus personnel, community members, parents and students led to the application of the Design Principles.

EDUCATIONAL SPECIFICATION LEARNING FRAMEWORK COMMITTEE COMPOSITION

DESIGN TEAM COMPOSITION (38 TOTAL)



Teaching and Learning

The dynamics of today's classroom have changed. The learning environment is no longer confined to a single classroom where lecture and transfer of knowledge happens from the front of the room. Technology and other tools create opportunities for student-centered learning in which students can develop learning pathways to match their circumstances and learning styles. The physical environment where this learning experience happens should serve as a tool for optimizing the student learning experience. To accomplish this goal, the Educational Specifications Learning Framework Committee process leaned heavily on the expertise of district and campus level leaders. The Educational Specifications Learning Framework Committee included members from the following district level departments: Strategic Planning, School Leadership, Information Technology, Extended Learning, Teaching & Learning, Special Education, CTE, Early Childhood, Counseling, Instructional Resources, Child Nutrition, VIPs, and Design & Construction. The team also included principals and teachers from elementary, middle, and high schools. Their input focused on first defining the ideal learner experience for the Fort Bend ISD community ensuring that the learning experience that was designed was explicitly aligned to the Walkthrough Tool and other district initiatives.

Members of this group provided significant input on the current state of teaching and learning in the district and context for all of the improvement efforts related to the new curriculum framework and blended learning initiatives. This information and guidance from each of these departments helped shape the learning framework and provided direction for optimizing the built environment to most effectively and efficiently support those efforts.

Community

An organization becomes maximally effective when stakeholder groups are working in harmony towards a common goal for learners. Fort Bend ISD established the intention to support and partner with parents, community members, and business partners in striving to reach the highest hopes for local students. The Fort Bend ISD community has been an integral part of the design of the district educational specifications in the development of the core documents (Profile of Graduate and Core Beliefs & Commitments), and the Board-adopted Facility Standards (CS Local) Design Principles to develop the final educational specification documents. After analyzing all of the foundational documents, seven members of the community and parents, including three PTO Presidents, worked side by side with district & campus personnel and students to collaboratively develop the learning experience and the Design Principles for the built environment would need to support that learner experience.

Students

Students are the reason school districts exist and listening to them is an integral part of a fully developed high-performance culture. Fort Bend ISD explicitly sought out and organized for the participation of students on the design team to ensure that what was developed truly did meet the needs of a future ready learner. Five students, seniors and juniors, worked along with the adults on the team and provided significant contribution to the overall design of both the learning experience and the application of the Design Principles for the built environment that are part of the foundation of the educational specifications.

Project Background and Methodology

In September of 2017, Fort Bend ISD partnered with PBK Architects to conduct a facilities assessment and revise/create new educational specifications to guide the district facilities planning moving forward. PBK Architects partnered with both IN2 Architecture to specifically design the educational specifications and engage2learn to lead the design processes to define both the learner experience and the design principles to optimize that experience. Using strategic design, Fort Bend ISD and these partners developed a comprehensive set of educational specifications using the following processes:

PROCESS	DELIVERABLE	TIMELINE
Board Member Visioning	<ul style="list-style-type: none"> Aligned vision 	October 2017
Ed Spec Departmental Focus Meetings	<ul style="list-style-type: none"> Reviewed responses to Teaching & Learning Considerations Questionnaire for each department Discuss departmental goals as they relate to the built environment Review future programs that may require space in new and existing facilities 	November, 2017 December, 2017
Education Design Committee Day Learning Innovation Design	<ul style="list-style-type: none"> Review FBISD Profile of a Graduate, Core Beliefs & Commitments, and Board approved Design Guidelines Developed FBISD Learner Experience 	November, 2017
Education Design Committee Day Environment Design Principles	<ul style="list-style-type: none"> Began Learning Model Protocols and Best Practice Alignment Determined Design Principles 	December, 2018
Ed Spec Departmental Follow Up Meetings	<ul style="list-style-type: none"> Reviewed Program of Spaces and recommended sizes. Reviewed initial layouts and activities 	February, 2018
Learning Experience Development Meetings	<ul style="list-style-type: none"> Reviewed outcomes of Design Committee meetings and aligned to district's curriculum plan 	April, 2018
Ed Spec Departmental Follow Up Meetings	<ul style="list-style-type: none"> Approved Program of Spaces and recommended sizes. Reviewed final layouts and activities 	June – July, 2018
Refinement and Production	<ul style="list-style-type: none"> Developed final version for review. Met to discuss all spaces and confirm layouts. Create final graphic layout of Educational Specifications. 	August – September, 2018

Ed Spec Departmental Focus Meetings

In order to capture insights from department leaders and teachers, a questionnaire was issued asking questions about the teaching and learning considerations that should inform the classroom and school design. Once answers were gathered, the team met with each group to review their answers, and to truly understand the needs of the learning environment today and in the future.

These meetings, which included over 50 district representatives, yielded detailed answers to the design of the learning environment, so that the education specification team could identify those systems, materials and equipment that would be needed to ensure the goals of each department. Follow up meetings with these groups took place in the fall of 2017, and spring and summer of 2018, to review these decisions, to ensure their expectations were met.

Application of the Design Principles for Learning Environment

The District curriculum supports a student-centered approach to instruction, which promotes student ownership of learning and aligns to the District Vision. A student-centered approach includes the components of instruction, assessment, and the learning environment to develop the attributes of the Profile of a Graduate.







- ✓ **Student Centered Instruction** develops student ownership of learning through clearly stated learning intentions and defined success criteria aligned to established learning progressions.
- ✓ **Student Centered Assessment** develops student ownership of learning by promoting self and peer assessment, goal setting, and feedback, including opportunities for revision.
- ✓ **Student Centered Learning Environments** develop student ownership through established protocols for communication, collaboration, and feedback aligned to learning progressions.



DEVELOPMENT PROCESS

Based on the instructional approach and the desired student learning experience, as well as the board approved Design Principles(Facility Standards Policy CS Local), the Educational Specification Learning Framework Committee analyzed what type of built environment would be needed to optimally support the student centered instructional approach. These built environment elements were aligned with the Board-approved Design Principles for the ideal learning environments in Fort Bend ISD. These Design Principles served as standards for optimization as the educational specifications were developed. The charts below represent each of the board approved Design Principles, along with the operationalized design principles. In addition, a description of its function within the learning environment is provided.

SAFETY: Learning environments are designed with the under-standing that the safety of our students and staff is para-mount. For learning to take place, learning environments must be safe and secure, with design elements incorporating safety systems so that students and staff feel safe, welcomed and protected.




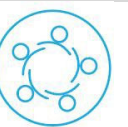
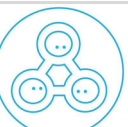
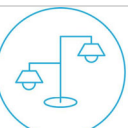
	<p>Safety: Building has controlled access with crisis alert systems in each room. There are state of the art safety alert systems for fire and gas and high quality intercom or public address systems present. System of evacuation is designed for maximum efficiency and safety.</p>
	<p>Community Access: Buildings are designed to intentionally provide opportunities for access to encourage the involvement of the community as vested stakeholder and user of the district facilities.</p>
	<p>Inclusiveness: Internal and external aspects of the built environment are intentionally designed to include students of all abilities and the community.</p>
	<p>Learning Spaces: Equips students, inspires learning and fosters the development of the critical attributes included in the FBISD Profile of a Graduate such as collaboration, creativity, and critical thinking.</p>
	<p>Wellness Spaces: Environment allows for a connection to nature through the use of transparency and other biophilic elements. Spaces are diverse in size and shape to allow staff and students opportunities to recharge and refocus throughout the day.</p>
	<p>Movement: Allows for efficient and safe circulation of people and resources inside and outside of the building(s).</p>

DEVELOPMENT PROCESS





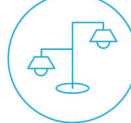
LEARNING: Learning spaces are designed to promote curiosity and wonder, inspire learning, equip students, and empower them to be responsible for their own learning.

	Furniture: Flexible and easily configured for autonomous or collaborative learning.
	Adaptive Spaces: Utilize materials, natural lighting, aesthetics, flexibility, inclusive of outdoor and wellness areas, to create a calm and inviting environment conducive to learning.
	Movement: Allows for efficient and safe circulation of people and resources inside and outside of the building(s).
	Inclusiveness: Internal and external aspects of the built environment are intentionally designed to include students of all abilities and the community.
	Learning Spaces: Equips students, inspires learning and fosters the development of the critical attributes included in the FBISD Profile of a Graduate such as collaboration, creativity, and critical thinking.
	Wellness Spaces: Environment allows for a connection to nature through the use of transparency and other biophilic elements. Spaces are diverse in size and shape to allow staff and students opportunities to recharge and refocus throughout the day.
	Community Access: Buildings are designed to intentionally provide opportunities for access to encourage the involvement of the community as vested stakeholder and user of the district facilities.
	Technology/Future Ready Tools: Environment provides access to technologically advanced tools, systems, processes, spaces, and futuristic advances to enhance the Learner Experience.
	Collaboration Spaces: Classrooms have visible and flexible space for collaboration both inside and outside of the room.
	Presentation Spaces/Writable Surfaces: Learning spaces are configured with multiple, flexible presentation spaces and surfaces throughout the building and classrooms are writable surfaces (e.g., whiteboards, portable whiteboards, smart boards, writable paint), and are accessible to all learners.

COMMUNITY: Buildings are designed to intentionally provide opportunities for community access and use. Buildings are a place of pride in the community and encourage the involvement of community members as vested stakeholders and users of the District facilities.

	<p>Community Access: Buildings are designed to intentionally provide opportunities for access to encourage the involvement of the community as vested stakeholder and user of the district facilities.</p>
	<p>Aesthetics: Environment is appealing and welcoming by using unique, variable, and natural elements that foster an inspiring learning environment.</p>
	<p>Inclusiveness: Internal and external aspects of the built environment are intentionally designed to include students of all abilities and the community.</p>
	<p>Collaboration Spaces: Classrooms have visible and flexible space for collaboration both inside and outside of the room.</p>
	<p>Learning Spaces: Equips students, inspires learning and fosters the development of the critical attributes included in the FBISD Profile of a Graduate such as collaboration, creativity, and critical thinking.</p>
	<p>Adaptive Spaces: Utilize materials, natural lighting, aesthetics, flexibility, inclusive of outdoor and wellness areas, to create a calm and inviting environment conducive to learning.</p>

SUSTAINABILITY: Buildings are designed to enhance the learning environment in a sustainable, energy efficient way, including, but not limited to lighting, air quality, temperature, and furniture.

	<p>Sustainability: Spaces are energy efficient, using renewable energy and post-recycled materials when possible.</p>
	<p>Wellness Spaces: Environment allows for a connection to nature through the use of transparency and other biophilic elements. Spaces are diverse in size and shape to allow staff and students opportunities to recharge and refocus throughout the day.</p>
	<p>Technology/Future Ready Tools: Environment provides access to technologically advanced tools, systems, processes, spaces, and futuristic advances to enhance the Learner Experience.</p>
	<p>Learning Spaces: Equips students, inspires learning and fosters the development of the critical attributes included in the FBISD Profile of a Graduate such as collaboration, creativity, and critical thinking.</p>
	<p>Adaptive Spaces: Utilize materials, natural lighting, aesthetics, flexibility, inclusive of outdoor and wellness areas, to create a calm and inviting environment conducive to learning.</p>

3. IMPLEMENTATION OF THE DESIGN PRINCIPLES

The Design Principles informed the revisions and development of the education specifications. These serve as the final confirmation that input from the Board of Trustees, Fort Bend ISD Staff and the Education Design Team were the driving force behind these specifications.

The Education Specifications team reviewed each of the Design Principles, and analyzed each space in each of the educational facilities (Elementary, Middle and High School) and integrated them in a manner that helped enhance the student experience (refer to Design Principle Implementation and Considerations).

4. CONCLUSION

Ultimately, this process has included the community's input and highest hopes for learners, defined an innovative learning experience for students, incorporated Board approved Facility Standards, and reinforce the design principles necessary to optimize that experience. The resulting educational specifications will allow Fort Bend ISD to provide learning environments for students to thrive. FBISD exists to inspire and equip all students to pursue futures beyond what they can imagine.



DESIGN PRINCIPLE IMPLEMENTATION AND CONSIDERATIONS



DESIGN CONSIDERATIONS


The Educational Specifications for Fort Bend ISD will provide the guidelines and design considerations for planning renovations of existing facilities or designing new facilities. What worked twenty years ago for a school now provides barriers to education, so a new approach and vision is needed.

With a goal of creating innovative learning environments for Fort Bend ISD, consideration must be given to the impact and importance of the learning environment on student achievement and behavior. Unlike previous years where research on the relationship between student achievement and the built environment was anecdotal, clear evidence has been found that well-designed school environments boost student's academic performance. In addition, well-designed school environments can result in reduced absenteeism, as school environments can affect children's health, concentration and performance. Research shows that children spend 90% of their time indoors, with a majority of that time spent in school, therefore school facilities should be designed to maximize the attributes of the built environment that impact learning, such as natural lighting, indoor air quality and acoustics.

Research overwhelmingly shows that the impact of the environment is a holistic experience, where a full range of factors are in play together. These factors are critically important to the users' experience of the spaces they occupy. The inclusion of these design principles represents a shift from a relatively passive focus to a fuller consideration of the active response of people to their built surroundings.

When planning, designing and renovating Fort Bend ISD's schools, consideration must be given to these factors, and their relationship to each other. The following pages discuss these design considerations in detail while providing photographic examples of practical applications at various schools across the nation. Each design consideration is aligned with the Fort Bend ISD's design principles which were the outcome of the Educational Specification Learning Framework Committee.

DESIGN PRINCIPLE IMPLEMENTATION



Furniture: Flexible and easily configured for autonomous or collaborative learning.

Design Considerations:

- No static rows of desks.
- Wheels to move furniture easily.
- Consider different shapes of furniture to allow for diverse learning settings.
- Tables with writable tops for enhanced collaboration.
- Adjustable heights and configurations of tables and desks to support our diverse learners.
- Soft seating areas to enhance casual connections.



DESIGN PRINCIPLE IMPLEMENTATION



Learning Spaces: Equips students, inspires learning and fosters the development of the critical attributes included in the FBISD Profile of a Graduate such as collaboration, creativity, and critical thinking.

Design Considerations:

- Learning spaces are diverse in size and shape.
- Learning spaces can connect through the use of folding walls or by the use of transparency.
- Provide flexible spaces for STEM exploration and maker space activities for increased opportunities for student collaboration and problem solving.
- The school building is awe inspiring through the use of graphics and bright day lit rooms.



DESIGN PRINCIPLE IMPLEMENTATION



Collaboration Spaces: Classrooms have visible and flexible space for collaboration both inside and outside of the room.

Design Considerations:

- Provide furniture that can be rearranged into groups to foster collaboration.
- Provide collaboration spaces flanking the classrooms to extend the learning outside of the classrooms.
- Provide transparency and connectedness from the classrooms to collaboration spaces.
- Learning spaces with folding walls allow for collaboration between classroom spaces.



DESIGN PRINCIPLE IMPLEMENTATION




Presentation Spaces/Writable Surfaces: Learning spaces are configured with multiple, flexible presentation spaces and surfaces throughout the building and classrooms are writable surfaces (e.g., whiteboards, portable whiteboards, smart boards, writable paint), and are accessible to all learners.

Design Considerations:

- Multiple writable spaces on different walls in a space to activate all areas of the room.
- Different materials for writable surfaces to provide diversity, and to differentiate between permanent and temporary postings.
- Movable writable surfaces that help define spaces for group or individual work.
- Writable surfaces on furniture to enhance collaboration and team work.



DESIGN PRINCIPLE IMPLEMENTATION



Movement: Allows for efficient and safe circulation of people and resources inside and outside of the building(s).

Design Considerations:

- Provide ample hallways that allow for ease of circulation and supervision.
- Bring in natural light into circulation spaces for enhanced visual stimulation.
- Eliminate traditional corridors by providing collaboration areas and study nooks along the way.
- Provide outdoor areas that are easily accessible and allow for multiple classes at a time.
- **Provide display areas for student work.**




DESIGN PRINCIPLE IMPLEMENTATION



Adaptive Spaces: Utilize materials, natural lighting, aesthetics, flexibility, inclusive of outdoor and wellness areas, to create a calm and inviting environment conducive to learning.

Design Considerations:

- Utilize a color palette that is calming and conducive to learning.
- Provide natural light into all spaces with windows or skylights.
- Provide natural lighting into interior spaces with transparency that allows for borrowed light from exterior surfaces.
- Provide connections to the outdoor learning spaces and settings for a continuous process of learning.



DESIGN PRINCIPLE IMPLEMENTATION



Wellness Spaces: Environment allows for a connection to nature through the use of transparency and other biophilic elements. Spaces are diverse in size and shape to allow staff and students opportunities to recharge and refocus throughout the day.

Design Considerations:

- Introduce natural materials throughout the building to enhance the connection with nature.
- Provide visual connection to the outdoors for visual stimulation,
- Provide movable furniture that allows students and staff to be comfortable and recharge.
- Provide natural elements inside the building by creating spaces that emulate natural settings.



DESIGN PRINCIPLE IMPLEMENTATION



Technology/Future Ready Tools: Environment provides access to technologically advanced tools, systems, processes, spaces, and futuristic advances to enhance the Learner Experience.

Design Considerations:

- Access to technology resources should be abundant throughout the school.
- Provide robust wireless connectivity inside and outside the school.
- Provide mobile devices and the ability to charge them in multiple locations throughout the building.
- Consider using diverse projection devices depending on the setting and size of space.
- Provide furniture that supports technology and enhances collaboration.
- Provide daylight control to reduce glare on screened devices.
- Provide sound enhancement systems in learning spaces.




DESIGN PRINCIPLE IMPLEMENTATION



Sustainability: Spaces are energy efficient, using renewable energy and post-recycled materials when possible.

Design Considerations:

- Minimize energy usage with high efficiency building systems and components.
- Provide plentiful daylighting that allows for artificial lighting use to be reduced.
- Provide opportunities for students to make connections to the environment by making the building itself a learning tool.




DESIGN PRINCIPLE IMPLEMENTATION



Inclusiveness: Internal and external aspects of the built environment are intentionally designed to include students of all abilities and the community.

Design Considerations:

- Eliminate barriers that may limit participation and inclusion of all building users.
- Create flexible environments that can adapt to the daily lessons and to the diverse student population.
- Provide outdoor environments that are inviting and welcoming to all staff and students.



DESIGN PRINCIPLE IMPLEMENTATION



Aesthetics: Environment is appealing and welcoming by using unique, variable, and natural elements that foster an inspiring learning environment.

Design Considerations:

- Design using materials that are natural and diverse, stimulating to staff and students.
- Delineate spaces with different colors, materials and graphics to enhance wayfinding and provide inspiration daily.
- Create high volume, daylight filled spaces where students come together to work in large groups.
- Create a beautiful outdoor setting that capitalizes on the building's context and community.



DESIGN PRINCIPLE IMPLEMENTATION



Safety: Building has controlled access with crisis alert systems in each room. There are state of the art safety alert systems for fire and gas and high quality intercom or public address systems present. System of evacuation is designed for maximum efficiency and safety.

Design Considerations:

- Provide a clear sense of entry to direct visitors to the correct entry point to the building.
- Provide a welcoming, yet secure entry vestibule that controls access to the building during school hours.
- Provide simple circulation that allows for maximum ease of supervisions.
- Provide shielded outdoor areas that protect staff and students while in use.
- Provide state of the art security systems to allow for staff and students to feel safe while they are in the building, thus enhancing the learning experience.



DESIGN PRINCIPLE IMPLEMENTATION



Community Access: Buildings are designed to intentionally provide opportunities for access to encourage the involvement of the community as vested stakeholder and user of the district facilities.

Design Considerations:

- Provide large spaces where staff and student body can come together as an overall community of learners.
- Provide spaces where the community can come in and engage in the daily learning activities.
- The school should have a sense of place, responding to its context and providing the occupants with an experience that is highly connected to its place.
- Provide neighborhoods within the building so students belong to a community of learners.







EXECUTIVE BUILDING SUMMARY



EXECUTIVE BUILDING SUMMARY

Purpose of the Ed Specs

Designing a future ready school environment shouldn't be only defined by square footage, a construction budget, or a design aesthetic. More importantly, it's about establishing a relevant connection between learning and educational facilities. This document is intended to be used in conjunction with the educational and strategic goals for Fort Bend ISD, as well as the Core Beliefs, and District's Portrait of a Graduate. The educational specifications shall also be used in conjunction with the District's Long Range Facility Master Plan to support those goals and objectives.

Whether building new facilities or renovating existing campuses, the educational facility should be nimble to fulfill the current programmatic requirements of the District while being easily adaptable to future changes in the educational direction, and the effects those changes have on learning. Fort Bend ISD schools should support the district's focus of a student centered learning environment while ensuring that every student is connected to their future.

Although intended to ensure parity and consistency, the guidelines in this document are not intended to restrict the effective or efficient design of school buildings. Instead, flexibility to allow for minor deviations in spatial requirements is expected. Such flexibility is essential to good design, but should not be allowed to become a means of deviating from or lowering standards. During the course of the design of each project, the team of architects and engineers should work in concert with Fort Bend ISD staff and identify deviations, as outlined in the district's implementation procedures. The district may choose to update these specifications based on noted deviations, or changes in educational delivery and goals.

BUILDING CAPACITY

INTRODUCTION

What is Capacity?

Capacity is the number of students that can be accommodated in a building for instruction in a maximally efficient manner. Capacity numbers are affected by a series of variables including room use, planning factors, building infrastructure, class size and building codes. Planning factors are used to determine a ratio for teaching staff to students.¹

Capacity numbers are governed by state standards, but also reflect a school system's values and the resources the district has available. Class size policy, as determined by the School Board, directly affects a building's capacity total.

How is it determined?

Capacity numbers are calculated differently for different states and school districts, and they are also calculated differently for elementary and secondary schools.

Secondary schools' capacity is generated by multiplying the number of classrooms by a planning factor and then determining what elective spaces contribute to the capacity numbers in the facility due to usage. Spaces used all but one period of the day are counted towards capacity. In addition, the size of the core spaces (library, cafeteria, restrooms) is evaluated to determine a maximum number of users.

¹ The Texas Education Code states that for grades K-4, the student to staff ratio may not exceed 22:1; however, school districts that exceed that ratio may apply for waivers at the beginning of each school year. There are no requirements for secondary schools.

EXECUTIVE BUILDING SUMMARY

Why does it change?

As populations grow and change, a need may arise for changing a room's use. If a room is converted from a non-capacity bearing function to a classroom space, a new classroom's worth of capacity is added to the total building calculation.

METHODOLOGY

DESIGN CAPACITY with Scheduling Factor of 85%

The total number of student "seats" the facility was designed to accommodate.

FUNCTIONAL CAPACITY with Scheduling Factor of 85%

Also considers the desired level of schedule flexibility and the curriculum and program offerings.

High Schools

Capacity was determined using the following criteria:

- Planning factor: 25 students per classroom
- All general use classrooms were counted.
- Elective and program spaces were included as follows:
 - Science classrooms and labs are included in the counts
 - Art is included in the counts.
 - Stem Labs were included in the counts.
 - Drama classrooms are included in the counts.
 - CTE classrooms such as Engineering were included in the counts.
 - Band, Orchestra and Choir rooms are included in the counts.
- The Competition and Practice Gyms were not included in the counts.
- Fine Arts Ensemble rooms were not included.
- Special Education classrooms were included in the counts. However, the number of spaces varies per school based on school demographics and programs housed in each school. All special education rooms were counted at 12 students maximum, although many will have less students.

Space	Quantity	No. of Students	Total
Classroom	65	25	1,625
Publication	1	25	25
Journalism	2	25	50
Science Labs	18	28	504
Digital STEM Labs	4	25	100
Specialized Classrooms	6	12	72
Law Enforcement Lab	2	32	64
Business/Marketing Lab	1	30	30
Health Science Classroom	2	25	50
Health Science Lab	1	30	30
Ag Science Classroom	1	28	28
Ag Science Floral Lab	1	28	28
STEM Lab	1	28	28

EXECUTIVE BUILDING SUMMARY

Space	Quantity	No. of Students	Total
Architecture/Construction Classroom	1	28	28
Architecture/Construction Lab	1	28	28
Arts & Audio Visual Lab	1	28	28
CTE Instruction	1	12	12
Human Services Lab	1	24	24
JROTC Classroom	2	28	56
Sub-Total			2,810
85% Utilization			(422)
Optimal Capacity			2,388

*Building Optimal Capacity to be 2,800 students, with core spaces for 3,000 students.

FUTURE READY LEARNING ENVIRONMENTS

Fort Bend ISD's renovations and new school facilities need to be designed to provide environments where innovation, creativity and collaboration will thrive. In order to best align these environments to Fort Bend ISD's Design Principles and the major themes from the Design Principles Committee meetings, facility design should consider the following considerations:

Naturalness:

Light: Diffused natural light helps to create a sense of physical and mental comfort, and its health benefits are many, boosting Vitamin D storage and increasing productivity. When combined with a well-designed artificial lighting solution, well-lit environments can be a boost to student success.

Air Quality: Opportunities to enhance air quality should be included, via a combination of outside air and mechanical ventilation. School age students breathe are particularly vulnerable to all types of pollutants because their breathing and metabolic rates are high, therefore particular care should be given to air quality.

Temperature: The right temperature can have a profound impact on achievement, as it can affect comfort levels and attention spans. Building orientation and sun glare control can greatly help with temperature goals.

Links to Nature: Access to the outdoor environments, and views to the exterior are associated with improvements in the creative process. Fort Bend ISD schools should include learning environments that open directly to outdoor learning areas that allow play and social interaction.

Individualization:

Flexibility: The flexibility of learning spaces and its furnishings can encourage individualization by offering a variety of opportunities for diverse settings, individualized learning and team work. Flexible learning environments allow for changes in pedagogical goals, educational programs and instructional deliveries.

Ownership: Personalization of a space is essential in the development of students' identities and sense of worth. Learning environments should include furnishings that are mobile, allowing students to reconfigure their space, and ample display areas to feature student work so students feel a connection to their learning environment.

Connection: In school environments, connection relates to the pathways between spaces. Enhancing those pathways, through engaging settings such as providing landscaping to enhance outdoor settings, and active hallways can result in a stronger connection for students and their learning environment.

Stimulation

Complexity: Visual diversity in an organized manner is linked to increased student engagement. However, too much complexity can be detrimental to learning. Therefore, environments that provide a bright sense to the classroom, without becoming too chaotic should be provided throughout.

Color: Introducing color in a planned manner can stimulate student engagement. Muted walls, not white, can provide a neutral palette for brighter elements, such as furniture and wall displays.

BUILDING SYSTEMS & UTILITIES

Fort Bend ISD schools shall be designed to be energy efficient, yet provide students and staff with the most effective learning environments to support learning. To that effect, schools should be designed to include the following:

Heating, Venting and Air Conditioning (HVAC)

- Heat and AC thermostat; connect all systems to FBISD energy management systems
- Provide dedicated HVAC for the following rooms:
 - MDF
 - IDF
 - Uniform Storage Rooms
 - Costume Storage Rooms
- Confirm adequate HVAC is provided where these items are present:
 - Copiers
 - Ice Machines
 - Vending Machines
- Building HVAC zoning:
 - Building HVAC design should align with building usage, mainly afterhours and summer usage. Provide separate zones for the following areas:
 - Cafeteria and all associated spaces
 - Kitchen and all associated spaces

Electrical

Power

- Provide a minimum two outlets on every wall in learning environments (Min. 8 per room)
- Provide outlets every 8' in all other locations.
- Limit floor outlets where possible. Refer to room layouts for specific locations.
 - Provide floor outlets at conference room tables. Coordinate with conference table design.
 - Provide retractable overhead power reels at Maker Space.
- Outlets to include both 110v power and USB.
- Refer to Appendix for Technology provisions.
- Provide multiple charging stations at library, dining, collaboration spaces, and corridors. Provide charging lockers in collaboration spaces.
- Provide dedicated outlets above countertops at teachers' lounge and workroom, and in areas where multiple appliances/machines will be used simultaneously.
- Provide adequate power and data for all copiers based on manufacturer's recommendations.

Lighting

- 2x4 LED light fixtures
- Dual switching in all learning environments.
- Daylight harvesting as required by local codes.

Plumbing

- Provide electric drinking fountains with bottle filling capability
- Provide tempered and cold water connections for sinks in classrooms.
- Provide door access to all plumbing chases (7'-0" tall).
- Provide hose bibs in all restrooms for cleaning.

Refer to Fort Bend ISD's Technical Design Guidelines for detailed information on the above systems.

SUSTAINABILITY

School districts are continually embracing the benefits of sustainable schools. Smart design of the district's new schools and renovations of existing schools can not only create comfortable and ideal environments for learning, but will reduce utilities and operating costs for the district. Sustainable schools cost less to operate, allowing for the reallocation of resources to the classroom.

In general, the core principles of sustainability include the following:

- Decreasing the amount of energy the facilities consume, primarily electricity and water.
- Employing materials that are less resource consuming.
- Enhancing the learning environment by creating healthier indoor environments.

Sustainability will be a key factor in all decisions regarding learning environments and operational effectiveness. Student performance will be enhanced throughout the inclusion of daylighting, improved acoustics and other strategies. The operational effectiveness of the facility will be considered in addition to material and system selections with consideration to maintenance and ease of operation. The use of local materials will celebrate the spirit of the community and decrease overall costs.

Fort Bend ISD values sustainability in their schools. As part of the District's Guiding Principles, the District realizes the importance of its role as a steward of our resources. The schools should be used as an educational tool to teach students the importance of sustainable environments through displays, interactive maps and actual working sustainable features.

The District will utilize innovative green design principles consistent with the Leadership in Energy and Environmental Design (LEED) requirements, with the goal of meeting LEED Certification levels for all new projects and major renovations.

About LEED

LEED, or Leadership in Energy & Environmental Design, is a green building certification program that recognizes best-in-class building strategies and practices. To receive LEED certification, building projects satisfy prerequisites and earn points to achieve different levels of certification. LEED for Schools has their own set of prerequisites and credits that differ from other building rating systems. LEED stands for green building leadership. LEED is transforming the way we think about how buildings and communities are designed, constructed, maintained and operated across the globe. LEED certified buildings save money and resources and have a positive impact on the health of occupants, while promoting renewable, clean energy.

SAFETY & SECURITY

Student and staff safety in our schools is of paramount importance. While incidents of school safety failures still remain largely rare, increased media attention and recent security events have made school districts and the general public acutely aware of the vulnerability that confronts the typical public school facility on a daily basis. Safety and security must therefore be an important consideration of these educational specifications.

EXECUTIVE BUILDING SUMMARY

Fort Bend ISD schools are community schools, where volunteers, parents and the community are welcome. In order to ensure Fort Bend schools are safe and secure, the following minimum requirements must be included:

- Comply with CPTED (Crime Prevention through Environmental Design) principles. All new and major renovations projects to obtain CPTED certification.
- Exterior Security Factors
 - Sites will be fenced to ensure all playground areas and playfield areas are fully fenced. Fencing material to be as outlined in the Technical Design Guidelines, and/or as dictated by the area having jurisdiction.
 - Provide fencing around all portable buildings tying back to main campus.
 - Visibility is the primary deterrent. Landscaping must not provide places to hide or mask windows from street view.
 - Provide LED exterior lighting judiciously placed to enhance visibility and deter wrongdoing.
 - Provide decorative bollards at all major entry areas (Main entry, cafetorium, etc.)
 - Provide emergency call boxes close to parking areas and play areas.
 - Provide blank box for future camera phone and security camera system for future portables
- A single point of entry for visitors to the campus will be provided as part of all new campuses and campus renovations. This is accomplished through the use of a secure entry vestibule. The specific inclusions for this space are detailed in the space descriptions.
- Limit the number of entries/exits to a campus wherever possible, while still meeting emergency egress requirements as outlined by the governing building codes.
- Security camera systems and access control systems as outlined in the Technical Design Guidelines.
 - Security Camera numbers will be based on building configuration to ensure evidentiary quality video.
 - Access Control System Locations:
 - The security vestibule at the school's primary entrance
 - All exterior doors
 - All doors into Administration area from lobby and from all the surrounding corridors
 - Test storage and record storage rooms
 - MDF and IDF rooms
 - All hallway doors that separate classroom pods/wings
- Classroom door locks should allow classrooms to remain locked at all times.
 - Provide door lock at bottom of the door.
- Provide camera phone at all entries servicing portable buildings. In the case of a new building, identify area where portable buildings may be sited, and provide conduit and blank box for future system installation.
- Lockdown system as outlined in the Technical Design Guidelines.
 - Panic buttons must be provided at the main reception area, Principal's office and Principal's Secretary's office.
- Provide intrusion alarm keypads at front office, kitchen exterior door, and custodial exterior door.
- Provide intrusion alarm keypads at Field House.
- Provide emergency notification system from central district to school.
- Classroom pod/wing configuration should allow for the ability to secure each pod/wing independently in the case of a lockdown. This can be accomplished with doors that separate these areas and that are tied to the lockdown system. If these doors have glazing, the glazing must be protected with bullet resistant film as outlined in the Technical Design Guidelines.

EXECUTIVE BUILDING SUMMARY

- Building design should simplify corridor design to minimize hidden areas, and to help with supervision.
 - Provide gates to divide the building for afterhours use. Confirm locations with Fire Marshal.
- Provide 2-way communication system at all classrooms.
- Provide all learning environment doors with vision panels or provide sidelights next to doors. Sidelights must have bullet resistant film. Confirm location of sidelights in layouts.
- Provide convex mirrors at all enclosed stairs to improve visibility and supervision.
- Provide room signs inside all rooms listing room number and emergency call number.
- Provide room signs in hallways that are perpendicular to the walls, to aide in wayfinding.
- Fort Bend ISD may choose in the future to provide all staff and students with RFID security access control cards.
- Coordinate with Fort Bend ISD regarding shelter in place location. These spaces would preferably have lower ceilings, and 2 wall separation from exterior.
 - Provide evacuation maps for district's use and identify shelter in place locations on map.

TECHNOLOGY

It is the intent of Fort Bend ISD to provide facilities that are focused and infused with technology on a broad scale to support students and staff and foster collaboration and community. In addition, they try to anticipate the future of technology, and plan for the ability to be flexible and adaptable to changes of programs, population and technology.

Therefore access to technology resources should be abundant and robust throughout. Technology supports education, and thus should be as flexible as possible. Learning spaces should encourage collaboration and group work with high access to digital technology. Wireless connectivity inside and outside should be included.

Details in technology provisions are included in the appendix to this document. Some building wide considerations:

- Wi-Fi access points at all learning areas. Number of access points will depend on room size. Minimum of 1 access point per classroom.
- Wi-Fi access points throughout building. Location of access points will vary by area:
 - Administration areas – Locate WI-FI access points in corridor/hallways. Number of access points will vary based on building design.
 - Common areas: Provide multiple WI-FI access points to ensure coverage.
 - Outdoor Learning areas: Provide multiple WI-FI access points to ensure coverage.
- For all settings, provide coverage map showing overlap areas for FBISD Technology Department approval.
- Power for student device carts needed in all classrooms and in spaces where a student device cart is required.
- Phones should be provided in every office and workroom.
- MDF rooms shall be centrally located in building.
- IDF rooms shall be located throughout building to meet cabling distance requirements. If building is multi-story, stack IDF rooms where possible.
- All Teacher Display Platers (TDP) are Contractor provided.
 - Locate teacher desk and TDP closest to Instructional Display Technology. If the room does not allow for this, then provide TDP adjacent to the Instructional Display Technology device.

ACOUSTICS

Poor acoustical design in classrooms can result in excessive noise that is disruptive to the learning process and affects speech perception, student behavior, and educational outcomes. Good acoustical design enhances speech clarity and limits background noise to protect speech quality for both students and teachers. Speech clarity is highly dependent on the architectural design of a classroom, including size, shape, and surface treatments.

Providing acoustically sound learning environments is paramount to learning, so Fort Bend ISD learning environments shall be designed with enhanced acoustical properties to meet CHPS-TX and LEED criteria.

When considering renovations, classroom noise must be minimized. Classroom noise includes any auditory disturbance that interferes with what a listener wants and/or needs to hear, including noise from outside of the building (i.e., exterior noise intrusions, such as highway traffic, playground noise, jets) heard through the building structure; noise from within the building (e.g., children walking and talking in the halls, class bells, noise heard from room to room); noise from within the classroom (e.g., mechanical noise from the HVAC, clanking water pipes, technology used in the classroom).

Excessive reverberation in a classroom causes additional disturbance due to acoustic reflections. The desired signal is diluted due to reflections, which can also cause an increase in background noise levels.

Fort Bend ISD schools will be designed to the following minimum design standards:

1. All walls around classrooms and learning environments to run to underside of deck, and should achieve STC ratings as follows:

STC 45	If the adjacent space is a corridor, stair well, or office/conference room.
STC 50	If the adjacent space is another core learning space, speech classroom or clinic <ul style="list-style-type: none">• Folding partitions in classrooms must meet this minimum requirement.
STC 53	If the adjacent space is a restroom or outdoor space
STC 60	If the adjacent space is a music room, mechanical or electrical room, cafeteria, gym or athletic space

Reverberation criteria to meet LEED requirements in order to get certification. Where possible and budget allowable, meet ANSI/ASA S12.60-2010/ Part 1 "American National Standard Acoustical Performance Criteria, Design Requirements and Guidelines for Schools."

Lastly, all fine arts performance and musical spaces need to be designed with the help of an acoustical designer, so enhanced requirements can be correctly calibrated to the need. Other spaces that need this calibration include cafeteria, cafetorium, stages, and broadcast rooms.

GENERAL NOTES

Some general requests to include are as follows:

- Lockers may be used at campuses for student use. Revisit the need to include prior to design.

EXECUTIVE BUILDING SUMMARY

CODES AND REGULATIONS

All Fort Bend ISD schools shall comply with the Texas Education Agency's School Facility Standards, Texas Administrative Code, Chapter 61, Subchapter CC, Rule 61.1036.

All Fort Bend ISD schools shall comply with Architectural Barriers Texas Accessibility Standards (TAS), adopted in 2012.

All Fort Bend ISD schools shall comply with building codes as adopted by the cities within our boundaries. In the case there is no code adopted, our schools shall abide by the current version of the International Building Code.

HIGH SCHOOL PROGRAM OF SPACES

Space/Function	Qty	SF	TOTAL SF	
ADMINISTRATION SUITE				
Administration				
Secure Entry Vestibule	1	500	500	
Visitors' Restroom	1	60	60	
Reception/Waiting Area	1	400	400	
Clerk Office	1	125	125	
Attendance Office	1	200	200	
Administration Storage	2	100/75	175	One at 100 SF, one at 75 SF
Volunteer in Public School Office (VIPS)	1	200	200	
Principal's Waiting	1	100	100	
Principal's Secretary	1	200	200	
Principal's Office	1	250	250	
Principal's Conference Room	1	300	300	
Workroom/Mailroom	2	600	1,200	
Mother's Room / Lactation	1	80	80	
Administration Restroom	2	120	240	
Faculty Lounge	1	600	600	
Faculty Lounge Restrooms	2	60	120	
Administration Conference Room	1	300	300	
Associate Principal's Office	1	225	225	In administration suite.
Assistant Principal's Office	7	225	1,575	1 - admin, 2 - 1st flr commons, 4 - 2nd floor classrooms.
AP Secretary/Waiting	4	200	800	1 - admin, 2 - 1st flr commons, 4 - 2nd floor classrooms.
Assistant Principal's Conference Room	3	200	600	
Assistant Principal Storage	3	70	210	
Administration Copy Room	1	175	175	
IT Office	1	150	150	
Vault	1	75	75	
Clinic				
Clinic Aide/Waiting Area	1	200	200	
Treatment Area	1	750	750	Isolation, 6 cots and restroom
Nurse Office	1	150	150	
Storage Room	1	50	50	

EXECUTIVE BUILDING SUMMARY

Space/Function	Qty	SF	TOTAL SF	
Counseling Suite				
Counseling Secretary/Reception	1	300	300	4 secretaries
Counselor's Office	6	200	1,200	
Conference Room	2	300	600	
Special Education Offices	1	600	600	(CCC, Diagn, LSSP, SLP)
Therapy Testing	2	150	300	
Testing Storage	1	160	160	
IPS Office	1	600	600	
Data Input Office	1	150	150	
De-Escalation Area	1	120	120	
Records Room	1	400	400	
Copy Area	1	150	150	
College Resource Classroom	1	900	900	
Registrar	1	150	150	
Storage Room	1	100	100	
ADMINISTRATION SUITE SUBTOTAL:			15,740	SF
ACADEMIC CLASSROOMS				
Academics				
Classrooms	65	800	52,000	
Publication	1	800	800	
Journalism Classroom	2	900	1,800	
Journalism Storage	1	100	100	
Broadcast Room	1	200	200	
Science Labs	18	1,700	30,600	
Science Prep Room/Storage	9	400	3,600	
Digital STEM Labs	4	1,000	4,000	
Digital STEM Lab Storage	4	80	320	
Multi-Purpose Lab (LGI)	4	1,500	6,000	One per grade level
ISS Classroom	1	800	800	
PLC	4	500	2,000	One per grade level
Book Storage	2	500	1,000	One per floor
Collaboration	4	1,600	6,400	One per grade level
Department Storage	4	150	600	One per grade level
Student Restrooms	8	250	2,000	One each (boy/girl) per grade
Unisex Staff Restroom	4	60	240	One per grade level
ACADEMIC CLASSROOMS SUBTOTAL:			112,460	SF
Special Education				
Specialized Classrooms A-D	4	1,200	4,800	
Specialized Classrooms E-F	2	850	1,700	Upstairs w/restroom
Instructional Pull-Out Space (IPS)	12	600	7,200	Located within Academic Wing
OT/PT Motor Lab	1	450	450	
Utility Room	2	250	500	Between Classrooms A-D
Kitchenette	2	250	500	Between Classrooms A-D
Specialized Classroom RR	3	200	600	
SPECIAL CLASSROOMS SUBTOTAL:			15,750	

EXECUTIVE BUILDING SUMMARY

Space/Function	Qty	SF	TOTAL SF	
CAFETERIA / KITCHEN / ANCILLARY				
Cafeteria / Student Dining				
Cafeteria/Commons	1	15,000	15,000	
Chair/Table Storage	1	800	800	
Student Restrooms	2	320	640	One boys and one girls
School Store	1	150	150	
School Store Storage	1	150	150	
Kitchen				
Serving Area	1	2,500	2,500	
Food Preparation	1	3,000	3,000	
Dry Food Storage	1	400	400	
Manager's Office	1	100	100	
Walk-in Cooler	1	315	315	
Walk-in Freezer	1	215	215	
Receiving	1	100	100	
Locker Room	1	100	100	
Staff Restroom	1	100	100	
Warewash	1	400	400	
Utility Room	1	100	100	
Service Yard	1	0	0	
Paper Storage	1	180	180	
Food Cart Vending	1	150	150	
Conference / Breakroom	1	200	200	
Ancillary / Custodial				
Custodial Breakroom	1	200	200	
Custodial Office	1	180	180	
Custodial Closets	8	60	480	Located throughout building
Custodial Storage	1	200	200	
Custodial Receiving	1	100	100	
Recycling Storage	1	150	150	
CAFETERIA / KITCHEN / ANCILLARY SUBTOTAL:			25,760	SF
CTE AREA				
CTE Classrooms				
Law Enforcement Lab	1	1,400	1,400	Close to Science
Law Enforcement Classroom	1	1,000	1,000	Close to Science
Health Science Lab	1	1,600	1,600	Close to Science
Health Science Classroom	2	850	1,700	
Human Services Lab	1	1,800	1,800	
CTE Instruction	1	750	750	
Human Services Utility Room	1	150	150	
Human Services Pantry	1	100	100	
Arts & Audio Visual	1	1,200	1,200	
Arts & Audio Visual Storage	1	120	120	
Business/Finance/Marketing Lab	1	1,600	1,600	
Business/Finance/Marketing Storage	1	150	150	

EXECUTIVE BUILDING SUMMARY

Space/Function	Qty	SF	TOTAL SF	
Ag Science Classroom	1	850	850	
Ag Science Floral Lab	1	1,200	1,200	
Ag Storage	2	150	300	
STEM Lab	1	1,200	1,200	
Architecture & Construction Shop	1	2,000	2,000	
Architecture & Construction Lab	1	1,200	1,200	
Architecture & Construction Storage	1	400	400	
Architecture & Construction Tool Storage	1	260	260	
JROTC				
JROTC Classroom	2	850	1,700	
JROTC Armory	1	200	200	
JROTC Uniform Storage	1	800	800	
JROTC Office	1	200	200	
JROTC Dressing Rooms	2	400	800	One each boys & girls
Student Restrooms	2	250	500	One each boys & girls
CTE AREA SUBTOTAL:			23,180	SF
FINE ARTS				
Art				
Art Labs	3	1,400	4,200	
Art Storage	1	500	500	
Kiln	1	250	250	
Art Office	1	120	120	
Art Courtyard	1			
Auditorium / Drama				
Auditorium	1	9,000	9,000	850 seat
Stage	1	4,100	4,100	
Lobby	1	1,000	1,000	
Restrooms	2	250	500	
Vestibules	2	170	340	
Dressing Room	2	220	440	
Vending	1	200	200	
Control Booth	1	250	250	
Black Box	1	2,000	2,000	18' min ceiling height
Drama Classroom	1	1,000	1,000	18' min ceiling height
Drama Office	1	180	180	
Drama Costume Storage	1	450	450	
Drama Stage Shop	1	650	650	
Drama Scene Storage	1	300	300	
Drama Storage	1	150	150	
Drama Piano Storage	1	100	100	
Band				
Band Hall	1	3,200	3,200	20' min ceiling height
Band Library	1	150	150	
Band Office	1	200	200	

EXECUTIVE BUILDING SUMMARY

Space/Function	Qty	SF	TOTAL SF	
Band Ensemble Room	1	1,500	1,500	
Band Uniform Storage	1	300	300	
Band Instrument Storage	1	300	300	
Percussion	1	1,000	1,000	
Band Workroom	1	200	200	
Choir				
Choir Hall	1	1,900	1,900	20' min ceiling height
Choir Library	1	150	150	
Choir Office	1	150	150	
Choir Ensemble Room	1	600	600	
Choir Storage	1	200	200	
Orchestra				
Orchestra Hall	1	1,900	1,900	20' min ceiling height
Orchestra Library	1	150	150	
Orchestra Office	1	150	150	
Orchestra Ensemble Room	1	800	800	
Orchestra Uniform Storage	1	150	150	
Orchestra Instrument Storage	1	200	200	
Orchestra Harp Storage	1	150	150	
Shared Music Room	1	700	700	
Shared Practice Rooms	12	80	960	
Dance				
Dance Instruction	1	2,300	2,300	
Dance Office	1	150	150	
Dance Locker	1	640	640	
Dance Restroom	1	200	200	
Dance Dressing/Unisex Restroom	1	150	150	
Dance Equipment Storage	1	300	300	
Dance Uniform Storage	1	300	300	
Student Restrooms	2	250	500	One each boys & girls
Faculty Restroom	1	80	80	
FINE ARTS SUBTOTAL:			45,360	SF
LIBRARY				
Library/Learning Center	1	8,750	8,750	
Makerspace	1	1,000	1,000	
A/V Storage	1	200	200	
Library Office	1	120	120	
Library Workroom	1	460	460	
Library Restroom	2	60	120	
MEDIA CENTER SUBTOTAL:			10,650	SF
ATHLETICS / PHYSICAL EDUCATION				
Competition Gym	1	13,000	13,000	Seating for 1000
Competition Gym Storage	1	625	625	
Practice Gym	1	11,000	11,000	Seating for 500

EXECUTIVE BUILDING SUMMARY

Space/Function	Qty	SF	TOTAL SF	
Practice Gym Storage	1	475	475	
Practice Gym 2	1	9,000	9,000	Seating for 150
Lobby	1	2,160	2,160	
PE Storage	1	150	150	
Visitor's Restroom	2	400	800	
Head Athletic Coach Office	1	250	250	
Laundry	1	300	300	
Training Room	1	1,000	1,000	
Weight Room	1	1,500	1,500	
Vending	1	380	380	
Outdoor Restrooms	2	200	400	Access to/from outdoors
Trainer Office	1	120	120	
Cheer Locker Room	1	800	800	
Cheer Storage	1	200	200	
Cheer Restroom	1	360	360	
Cheer Dressing/Unisex Restroom	1	150	150	
Health Classroom	2	1,100	2,200	
PE - Boys/Girls				
PE Coaches Office	2	400	800	(1) Girls / (1) Boys
PE Coaches Dressing	2	200	400	(1) Girls / (1) Boys
PE Locker	2	1,800	3,600	(1) Girls / (1) Boys
PE Showers	2	200	400	(1) Girls / (1) Boys
PE Restroom	2	200	400	(1) Girls / (1) Boys
Girl's Athletics				
Girl's Coaches Office	1	700	700	
Girl's Coaches Dressing	1	600	600	
Girl's Coaches Storage	1	200	200	
Basketball Varsity Locker Room	1	800	800	
Basketball Jr. Varsity Locker Room	1	800	800	
Varsity Volleyball Locker Room	1	800	800	
Jr. Varsity Volleyball Locker Room	1	800	800	
Team Storage	4	200	800	
Team Showers	2	360	720	
Team Restrooms	2	360	720	
Boy's Athletics				
Basketball Varsity Locker Room	1	700	700	
Basketball Jr. Varsity Locker Room	1	700	700	
Team Storage	2	200	400	
Team Showers	1	360	360	
Team Restrooms	1	360	360	
ATHLETICS / PHYSICAL EDUCATION SUBTOTAL:			59,930	
FIELD HOUSE - MAIN				
Men's Visitor's Restroom	1	290	290	
Women's Visitor's Restroom	1	545	545	
Single User Restroom	2	60	120	
Custodial	1	90	90	

EXECUTIVE BUILDING SUMMARY

Space/Function	Qty	SF	TOTAL SF	
Laundry	1	300	300	
Training Room	1	1,000	1,000	
Trainer Office	1	120	120	
Conference Room	1	300	300	
Head Athletic Coach Office	1	250	250	
Weight Room	1	2,030	2,030	
Outdoor Storage	1	760	760	
Football				
Freshman Locker Room/Showers	1	1,630	1,630	
Sophomore Locker Rooms/Showers	1	1,185	1,185	
Junior Varsity Locker Rooms/Showers	1	1,110	1,110	
Varsity Locker Rooms/Showers	1	1,110	1,110	
Coaches Offices	1	725	725	
Coaches Restroom/Shower	1	230	230	
Football Storage	1	360	360	
Boy's Sports				
Baseball Varsity Locker Room	1	700	700	
Baseball Jr. Varsity Locker Room	1	700	700	
Track Locker Room	1	700	700	
Soccer Locker Room	1	700	700	
Tennis Locker Room	1	700	700	
Golf Locker Room	1	700	700	
Team Storage	6	200	1,200	
Team Showers	3	360	1,080	
Team Restrooms	3	360	1,080	
Team Coaches Office	1	600	600	
Team Coaches Shower/Restroom	1	400	400	
Girl's Sports				
Girl's Coaches Office	1	700	700	
Girl's Coaches Dressing	1	600	600	
Girl's Coaches Storage	1	200	200	
Track Locker Room	1	800	800	
Soccer Locker Room	1	800	800	
Tennis Locker Room	1	800	800	
Golf Locker Room	1	800	800	
Varsity Softball Locker Room	1	800	800	
Jr. Varsity Softball Locker Room	1	800	800	
Team Storage	6	200	1,200	
Team Showers	3	360	1,080	
Team Restrooms	3	360	1,080	
FIELD HOUSE - GIRLS SUBTOTAL:			30,375	
SECURITY				
School Resource Officer (SRO)	2	200	400	
SECURITY SUBTOTAL:			400	

EXECUTIVE BUILDING SUMMARY

Space/Function	Qty	SF	TOTAL SF
TECHNOLOGY			
IT Office	1	150	150
Student Devices Storage	2	100	200
MDF Room	1	150	150
IDF Rooms	8	100	800
TECHNOLOGY SUBTOTAL:			1,300

SUMMARY SUBTOTALS:

Administration Suite	15,740
Academic Classrooms	112,460
Special Education	15,750
Cafeteria / Kitchen / Custodial	25,760
CTE	23,180
Fine Arts	45,360
Library	10,650
Athletics / Physical Education	59,930
Field House	30,375
Security	400
Technology / Security	1,300

<i>Subtotal:</i>	340,905
Circulation:	109,798
MEP:	34,091

GRAND TOTAL:	484,793
---------------------	----------------



SITE

ELEMENTS



1. HIGH SCHOOL OVERALL SITE PLAN

Site plan should comply with State and local codes and ordinances. Additional requirements that were used as a basis for the guidelines indicated in these Educational Specifications follow.

Site Layout and Main Entry:

- The minimum site area for a high school is 50-75 acres, but the actual size may be impacted by the configuration of the property, access to roadways and utilities, topography and drainage and easements, and existing trees. It may be appropriate/prudent to have site plan studies prepared in advance to purchasing a site to verify that the site will meet the school requirements.
 - Site layout shall allow for space for ten portable classroom buildings.
- Parking drop off, bus loading areas, and parking shall be separated to allow students to enter and exit the school grounds safely.
 - Parent drop off lanes shall allow for queuing for 50 cars.
 - Bus drop off canopy shall be 250 linear feet minimum.
- Parking spaces are sufficient for staff and visitors. Provide the following minimum parking counts:
 - Visitors 40 spaces
 - Staff 235 spaces (Including kitchen staff)
 - Student 600 spaces
 - Buses Confirm with transportation – based on demographics
 - Load at parking areas close to after-hours activity spaces such as the gym and athletic fields.
- Provide separate drop off /pick up areas close to the entrance to the campus for special education.
- Main entry to the campus shall be easily identifiable, and immediately accessible off parent drop off area. Canopies that shield students from inclement weather should be considered.
 - Provide two flag poles in close proximity of the Main Entry.
 - Provide one marquee sign by main entry drive.

Play Fields

- Provide the following playfields for athletics and physical education:
 - One Competition Football/Soccer Stadium - Lights, football goal posts, soccer goals, bleacher seating for 1,200 spectators, 8-lane track with field events, and press box. Field events to include shot put, pole vault, long jump, triple jump and discus. Field orientation should be North-South if site allows.
 - Two Practice Football field adjacent to the competition field. No bleachers, no goal posts, no lights.
 - One Practice Soccer Field adjacent to the competition field. No bleachers, no goals, no lights.
 - One Baseball Stadium – Lights, press box, bleacher seating for 600 spectators.
 - One Softball Stadium – Lights, press box, bleacher seating for 450 spectators.
 - Provide cages for discus and shot put.
- Provide six tennis courts, no bleachers, no lights.
- Provide backstops for baseball and softball on grass fields.
- Provide potable water connections at fields and tennis courts.

Outdoor Learning Areas:

- Learning shall not be bound to the classroom areas, therefore access to outdoor learning spaces should be provided. These areas to include diverse settings, including seating areas, planting areas and group areas.

Delivery and Service Areas:


- Delivery and service areas shall be located to provide vehicular access that is separate from parent and bus drop off areas, and does not jeopardize the safety of students and staff.
- Delivery/ utility vehicles have direct access from the street to the delivery area without crossing over playground, field areas, or drop-off.
- Trash pickup dumpsters are fenced within service yard and away from foot traffic areas.
- Service yard to be enclosed with a masonry wall to match building exterior.
 - Service yard walls to screen all equipment plus 12". Consider use of metal panel/louver above 8'-0" to reduce cost (lower portion of wall shall always be masonry)
 - Service yard shall be considered a scheduled space, with painted masonry walls

Other Site Considerations

- Provide one guard shack by entry to student parking.
- Provide a painted practice football field at bus parking area for marching band practice. Provide a band director's tower at 50 yard line.



ADMINISTRATION



1. PROGRAM DESCRIPTION

Housing mostly general classrooms, this area of the high school is a learning hub for the campus. Core classrooms housed in this area will be English Language Arts, Math, Social Studies and Science housed in interdisciplinary grade level communities for 9th, 10th, 11th and 12th grades as well as Special Education.

Each grade level community will include support spaces such as restrooms, storage rooms, IPS rooms, PLC rooms and departmental workrooms. In addition, a STEM lab and a Multi-Purpose Lab will be included for grade level use. Also provided will be a large grade level commons that will provide space for collaboration and makerspace/team activities. The collaboration space should be flexible and include assorted settings, including a quiet space for independent study or project work.

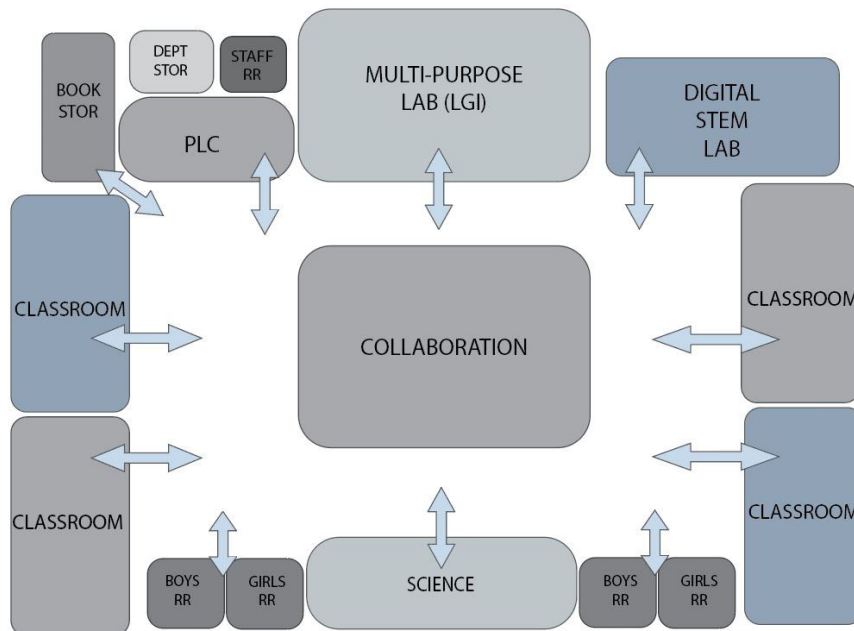
Additional classrooms to be included adjacent to the grade level communities are Foreign Language, Speech, Health, Journalism, and Publication classrooms.

Folding partitions/walls between all classrooms allow flexibility to the classrooms as they allow for large group instruction and team teaching. In addition, transparency to the grade level commons allows for the class areas to spill out into the space, encouraging collaboration, team work and individual work.

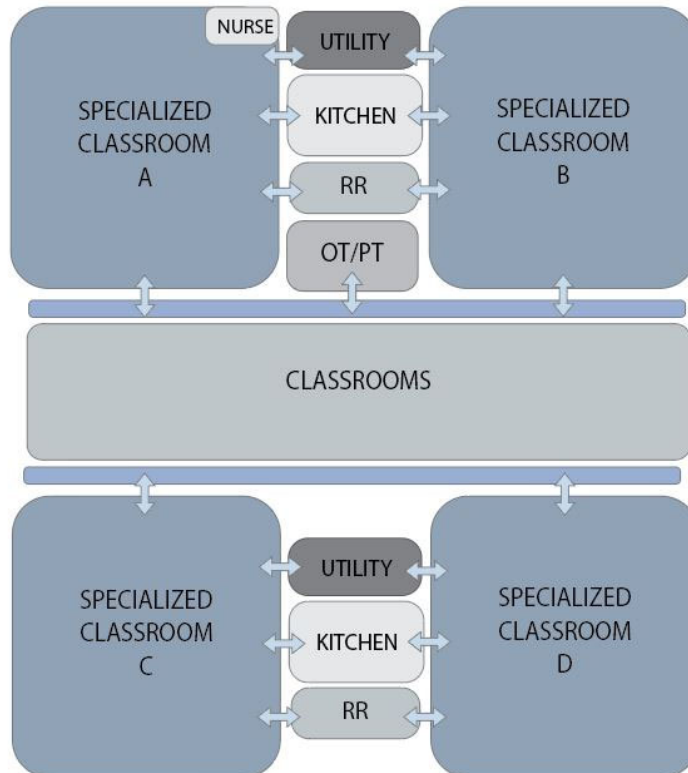
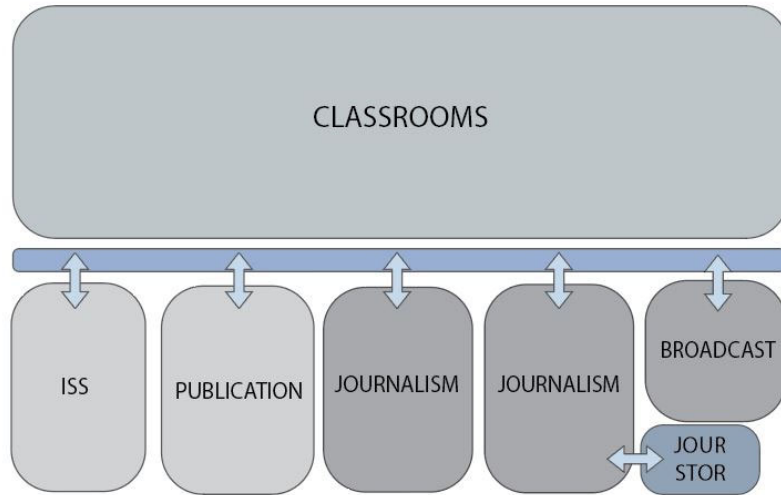


Specialized learning and instruction classrooms where life/coping skills and basic academics are taught should be located close to the classrooms areas. Classrooms A to D are equipped to instruct medically fragile students, while Classrooms E and F are for special needs (education) students. Special consideration should be paid to each different type of space according to the descriptions included in the Educational Specifications.

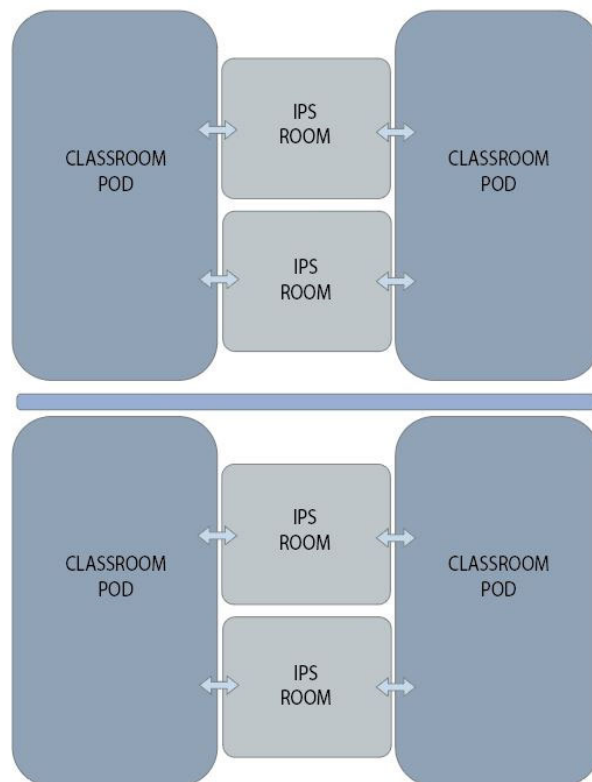
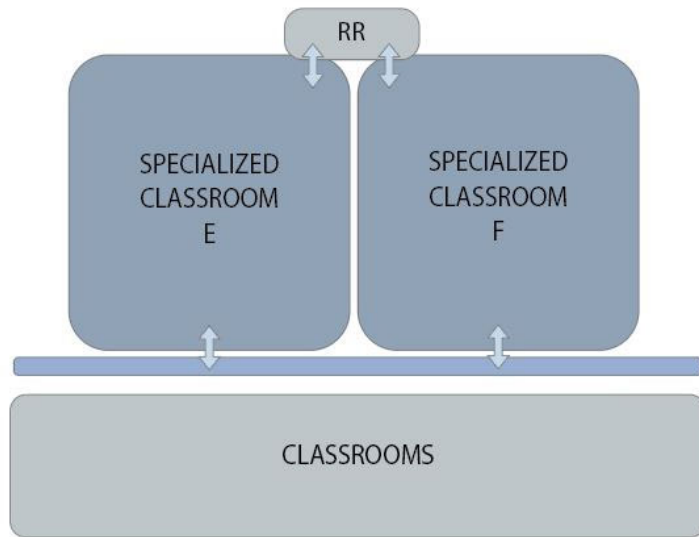
2. SPATIAL RELATIONSHIPS & ADJACENCIES



ACADEMIC CLASSROOMS



ACADEMIC CLASSROOMS



ACADEMIC CLASSROOMS

3. PROGRAM OF SPACE

Space/Function	Qty	SF	TOTAL SF	
ACADEMIC CLASSROOMS				
Academics				
Classrooms	65	800	52,000	
Publication	1	800	800	
Journalism Classroom	2	900	1,800	
Journalism Storage	1	100	100	
Broadcast Room	1	200	200	
Science Labs	18	1,700	30,600	
Science Prep Room/Storage	9	400	3,600	
Digital STEM Labs	4	1,000	4,000	
Digital STEM Lab Storage	4	80	320	
Multi-Purpose Lab (LGI)	4	1,500	6,000	One per grade level
ISS Classroom	1	800	800	
PLC	4	500	2,000	One per grade level
Book Storage	2	500	1,000	One per floor
Collaboration	4	1,600	6,400	One per grade level
Department Storage	4	150	600	One per grade level
Student Restrooms	8	250	2,000	One each (boy/girl) per grade level
Unisex Staff Restroom	4	60	240	One per grade level
ACADEMIC CLASSROOMS SUBTOTAL:			112,460	SF
Special Education				
Specialized Classrooms A-D	4	1,200	4,800	
Specialized Classrooms E-F	2	850	1,700	Upstairs w/restroom
Instructional Pull-Out Space (IPS)	12	600	7,200	Located within Academic Wing
OT/PT Motor Lab	1	450	450	
Utility Room	2	250	500	Between Classrooms A-D
Kitchenette	2	250	500	Between Classrooms A-D
Specialized Classroom RR	3	200	600	
SPECIAL CLASSROOMS SUBTOTAL:			15,750	

ACADEMIC CLASSROOMS

4. FINISHES

	Walls				Floor			Ceiling		REMARKS
	Impact Resistant	Tile	Painted Gypsum	Painted CMU	Hard Surface	Sealed Concrete	Tile	2x2 Acoustical Lay-In	Exposed	
ACADEMIC CLASSROOMS										
Academics										
Classrooms	X				X			X		
Publication	X				X			X		
Journalism Classroom	X				X			X		
Journalism Storage	X				X			X		
Broadcast Room	X				X			X		
Science Labs	X				X			X		
Science Prep Room/Storage	X				X			X		
Health Care Science	X				X			X		
Digital STEM Labs	X				X			X		
Multi-Purpose Lab (LGI)	X				X			X		
ISS Classroom	X				X			X		
Book Storage			X		X			X		
PLC	X				X			X		
Collaboration	X				X			X		
Department Storage			X		X			X		
Student Restrooms		X					X	X		
Unisex Staff Restroom		X					X	X		
Corridors	X				X			X		
Special Education										
Specialized Classrooms	X				X			X		
OT/PT Motor Lab	X				X			X		
IPS Classrooms	X				X			X		
Utility Room		X					X	X		
Kitchenette		X					X	X		
Specialized Classroom RR		X					X	X		
Corridors	X				X				X	

Secure Entry Vestibule

PROGRAM SPACES

SPACES	Quantity:	Capacity	Area (SF):	Total (SF):	Comments:
Secure Entry Vestibule	1		500	500	

PROGRAM DETAILS

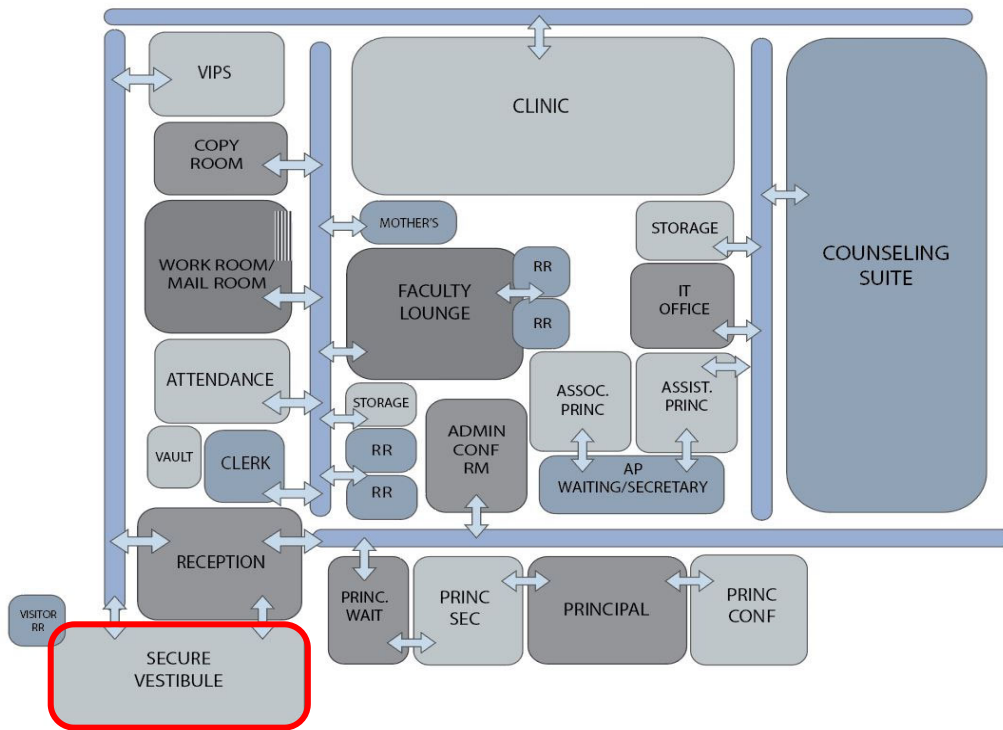
DESCRIPTION OF SPACE AND USES:

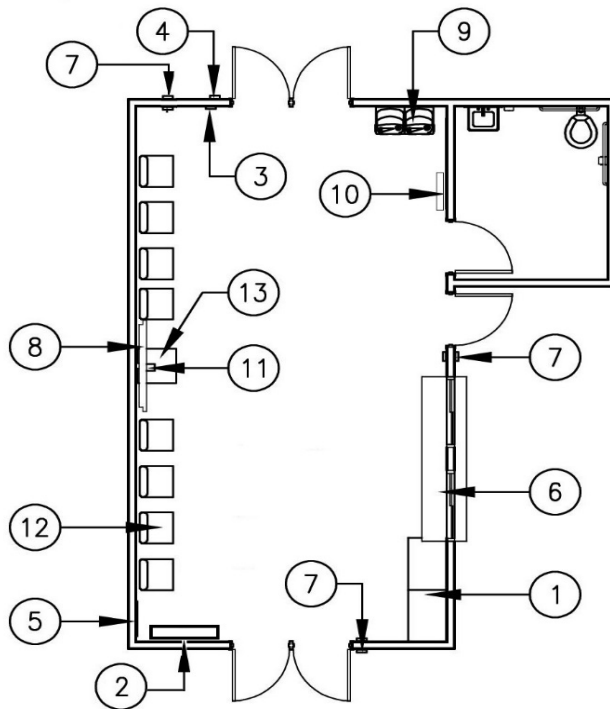
Visitor entry, sign-in, provide identification to receptionist to gain access to school. Holding area for visitors.

SPATIAL RELATIONSHIP:

Located at main entry to building; adjacent to reception.

RELATIONSHIP DIAGRAM





EQUIPMENT/FURNITURE

Furniture/Equipment	Tag No.	Notes	Qty.	Size	Comments
IN CONTRACT / CONTRACTOR PROVIDED					
Work Station	1	Registration	2		
Display Case	2		1	48" x 48" x 12"	
Burglar Alarm System Keypad	3		1		
AI Phone	4	Door release at reception.	1		
Dedication Plaque	5		1		
Transaction Windows and Counter	6	Two sliding windows	2		
Card Reader	7	Door release at reception.	2		
Small Group Display Technology	8		2		
Water Fountain	9	With water bottle filling capabilities	2		

Secure Entry Vestibule					
Furniture/Equipment	Tag No.	Notes	Qty.	Size	Comments
NOT IN CONTRACT / OWNER PROVIDED					
Literature Stand	10		1		
Telephone	11		1		
Chairs	12		8		
Small Table	13		1		
Notes:					
<ol style="list-style-type: none"> 1. Entry should be inviting and comfortable, providing a positive impression. 2. Provide a door(s) with vision panel separating the waiting area from the school with access control or buzzer for controlled release by the receptionist. 3. Locate display technology so it is visible to visitors waiting in this room. 					

Visitors' Restroom

PROGRAM SPACES

SPACES	Quantity:	Capacity	Area (SF):	Total (SF):	Comments:
Visitors' Restroom	1		60	60	

PROGRAM DETAILS

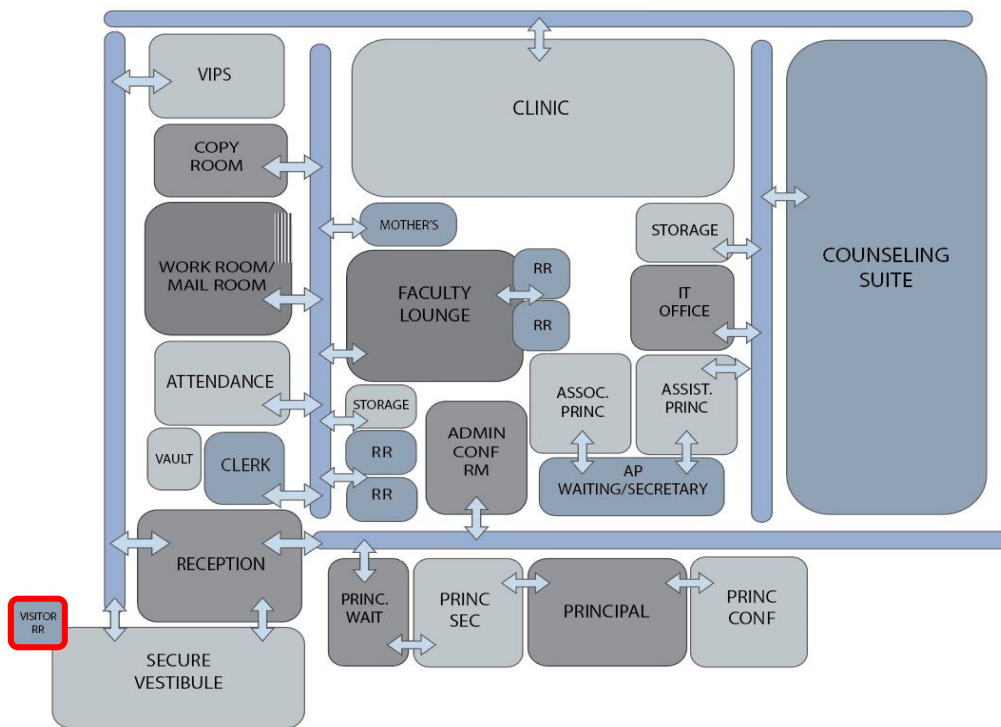
DESCRIPTION OF SPACE AND USES:

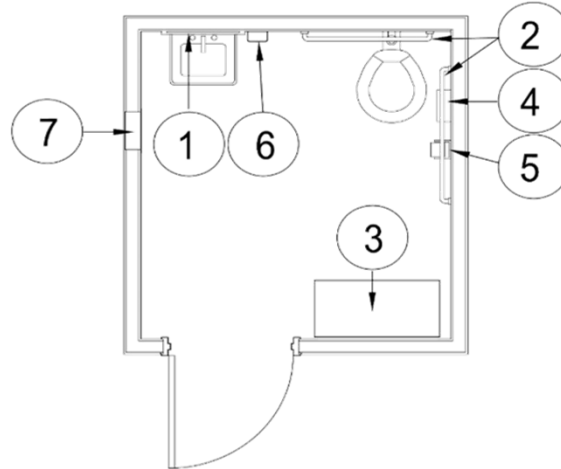
Single user restroom for visitors.

SPATIAL RELATIONSHIP:

Located in secure entry vestibule.

RELATIONSHIP DIAGRAM





EQUIPMENT/FURNITURE					
Furniture/Equipment	Tag No.	Notes	Qty.	Size	Comments

IN CONTRACT / CONTRACTOR PROVIDED

Mirror	1		1		
Grab Bars	2		2		

Furniture/Equipment	Tag No.	Notes	Qty.	Size	Comments
---------------------	---------	-------	------	------	----------

NOT IN CONTRACT / OWNER PROVIDED

Changing Table	3	Contractor installed	1		
Feminine Napkin Disposal	4	Contractor installed	1		
Toilet Paper Dispenser	5	Contractor installed	1		
Soap Dispenser	6	Contractor installed	1		
Paper Towel Dispenser	7	Contractor installed	1		

Notes:

Reception / Waiting Area

PROGRAM SPACES

SPACES	Quantity:	Capacity	Area (SF):	Total (SF):	Comments:
Reception / Waiting Area	1		400	400	

PROGRAM DETAILS

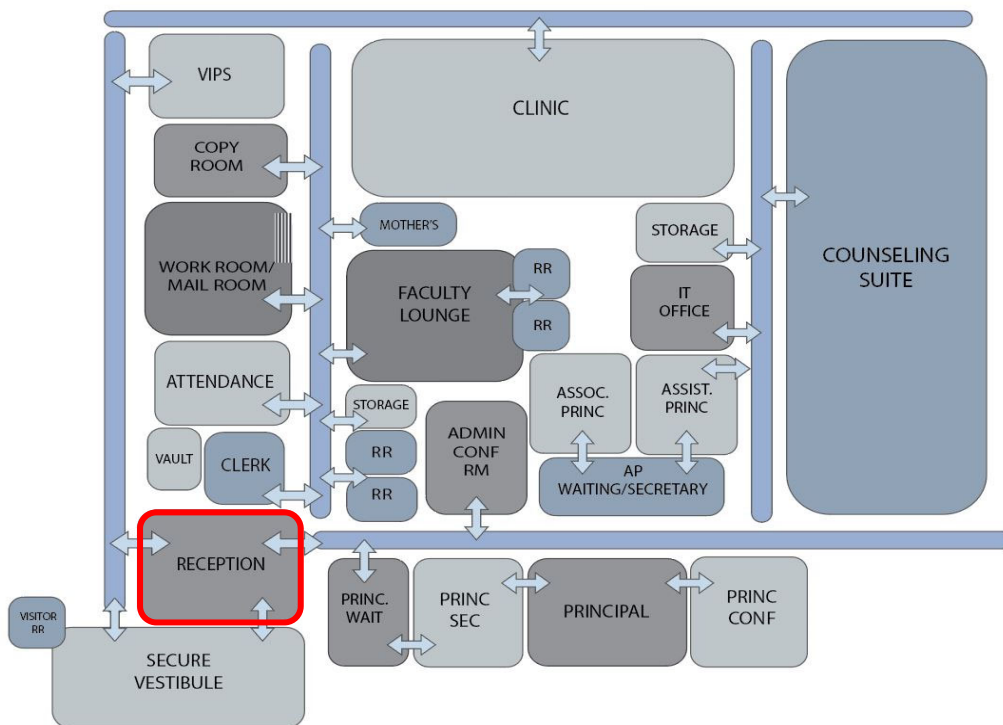
DESCRIPTION OF SPACE AND USES:

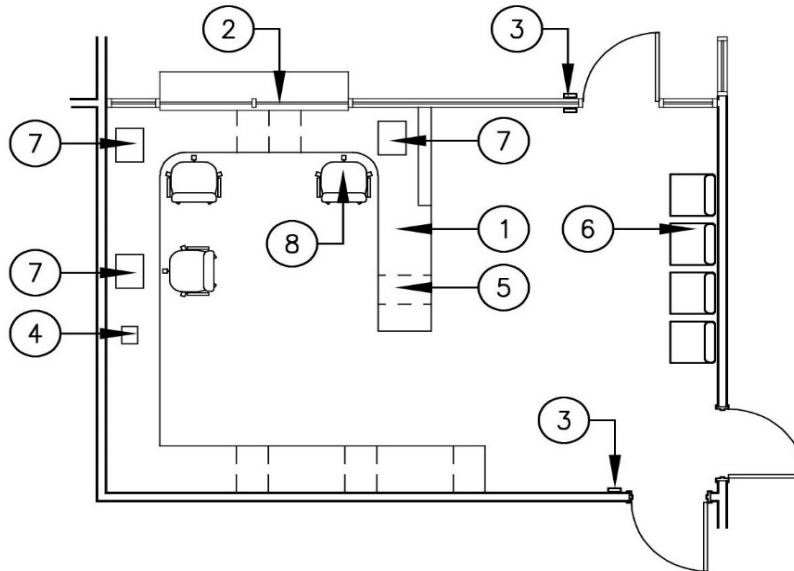
Reception area where visitors await access through security process before gaining entry to school.

SPATIAL RELATIONSHIP:

Located in Administrative Suite adjacent to Secure Entry Vestibule, close to secretary and clinic.

RELATIONSHIP DIAGRAM





EQUIPMENT/FURNITURE

Furniture/Equipment	Tag No.	Notes	Qty.	Size	Comments
---------------------	---------	-------	------	------	----------

IN CONTRACT / CONTRACTOR PROVIDED

Transaction Counter	1	Workstations for 3	1		
Transaction Window	2	Two windows	1	36" x 36"	
Card Reader	3	Door release at each workstation	1		
Intercom Microphone	4		1		
Vertical File Cabinet Drawers	5	Under counter	6		

Furniture/Equipment	Tag No.	Notes	Qty.	Size	Comments
---------------------	---------	-------	------	------	----------

NOT IN CONTRACT / OWNER PROVIDED

Chair	6		4		
Reception Tool Set	7		3		
Task Chair	8		3		

Notes:

1. Provide direct view into reception from one other administrative space for coverage as needed.
2. It is highly desirable for the reception to have a view to the visitor parking lot and area outside main door.
3. Provide visual privacy into the administration spaces from the waiting area (no direct line of sight) and a physical barrier to keep people from entering the administration suite uninvited.
4. Provide analog phone as backup if needed.

PROGRAM SPACES

SPACES	Quantity:	Capacity	Area (SF):	Total (SF):	Comments:
Clerk Office	1		125	125	

PROGRAM DETAILS

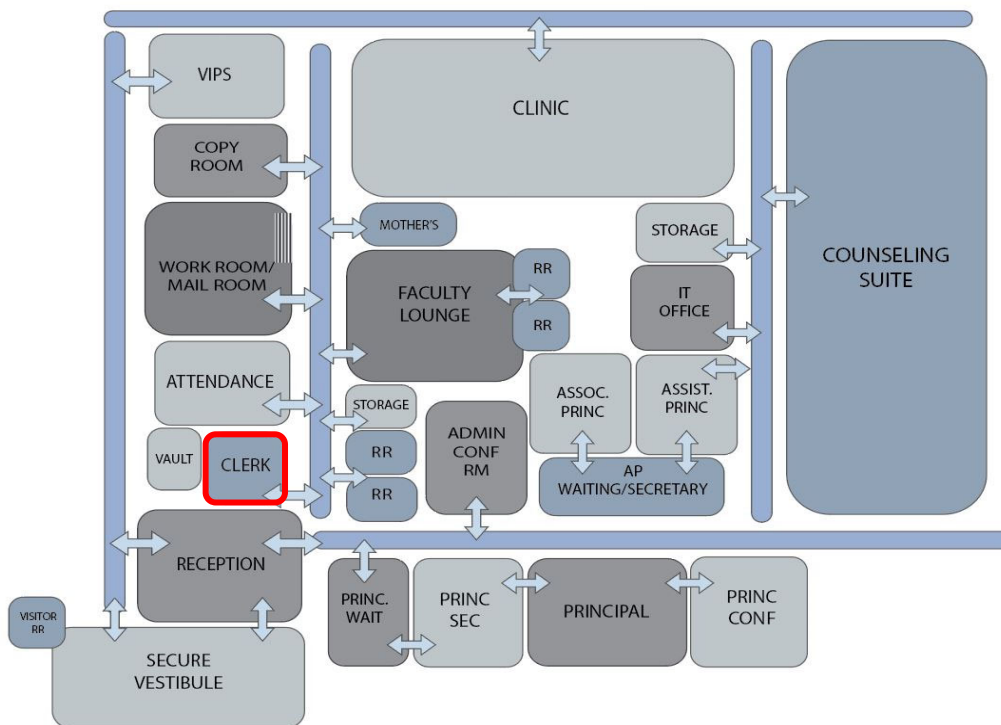
DESCRIPTION OF SPACE AND USES:

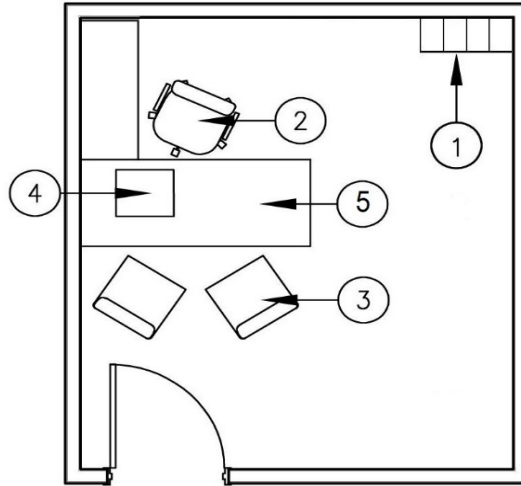
Administrative duties, parent signing in and signing out of students

SPATIAL RELATIONSHIP:

Locate in Administration adjacent to Reception.

RELATIONSHIP DIAGRAM





EQUIPMENT/FURNITURE

Furniture/Equipment	Tag No.	Notes	Qty.	Size	Comments
---------------------	---------	-------	------	------	----------

IN CONTRACT / CONTRACTOR PROVIDED

Vertical File Cabinet	1		4		

Furniture/Equipment	Tag No.	Notes	Qty.	Size	Comments
---------------------	---------	-------	------	------	----------

NOT IN CONTRACT / OWNER PROVIDED

Task Chair	2		1		
Visitor Chair	3		2		
Office Tool Set	4		1		
Desk	5	With return	1		

Notes:

PROGRAM SPACES

SPACES	Quantity:	Capacity	Area (SF):	Total (SF):	Comments:
Vault	1		100	100	

PROGRAM DETAILS

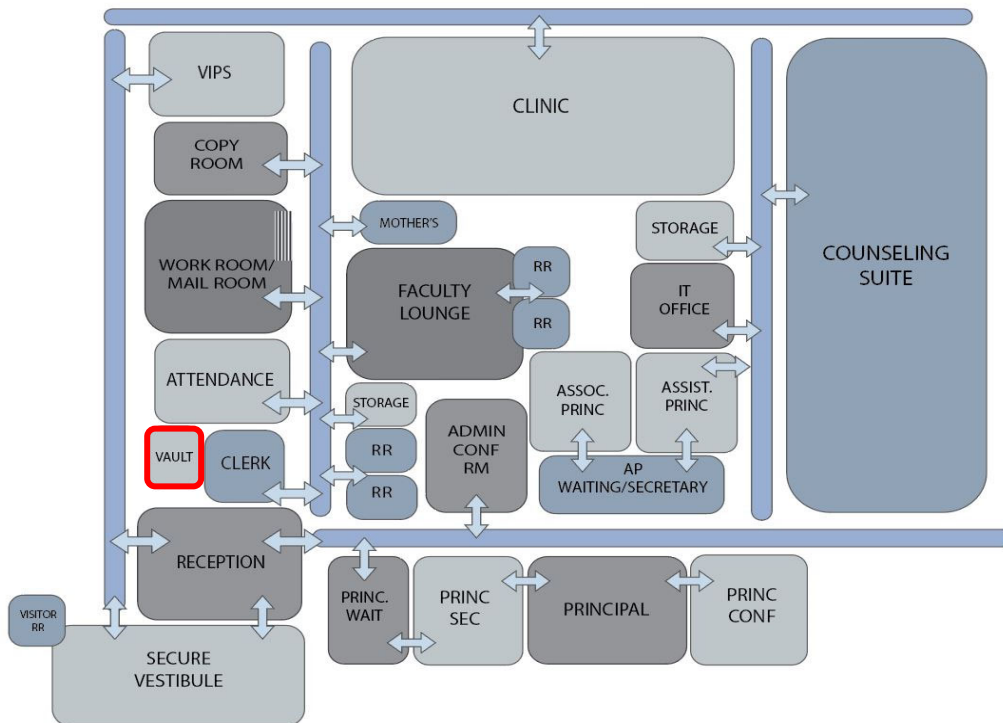
DESCRIPTION OF SPACE AND USES:

Secure storage of administrative records.

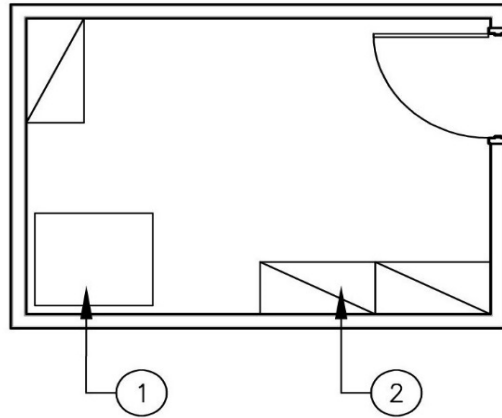
SPATIAL RELATIONSHIP:

Locate in Administration area behind secure door.

RELATIONSHIP DIAGRAM



Vault **Vault**
LAYOUT



EQUIPMENT/FURNITURE

Furniture/Equipment	Tag No.	Notes	Qty.	Size	Comments
---------------------	---------	-------	------	------	----------

IN CONTRACT / CONTRACTOR PROVIDED

Safe	1				
Metal Shelving	2			36" x 24" x 84"	

Furniture/Equipment	Tag No.	Notes	Qty.	Size	Comments
---------------------	---------	-------	------	------	----------

NOT IN CONTRACT / OWNER PROVIDED

Attendance Office

PROGRAM SPACES

SPACES	Quantity:	Capacity	Area (SF):	Total (SF):	Comments:
Attendance Office	1		200	200	

PROGRAM DETAILS

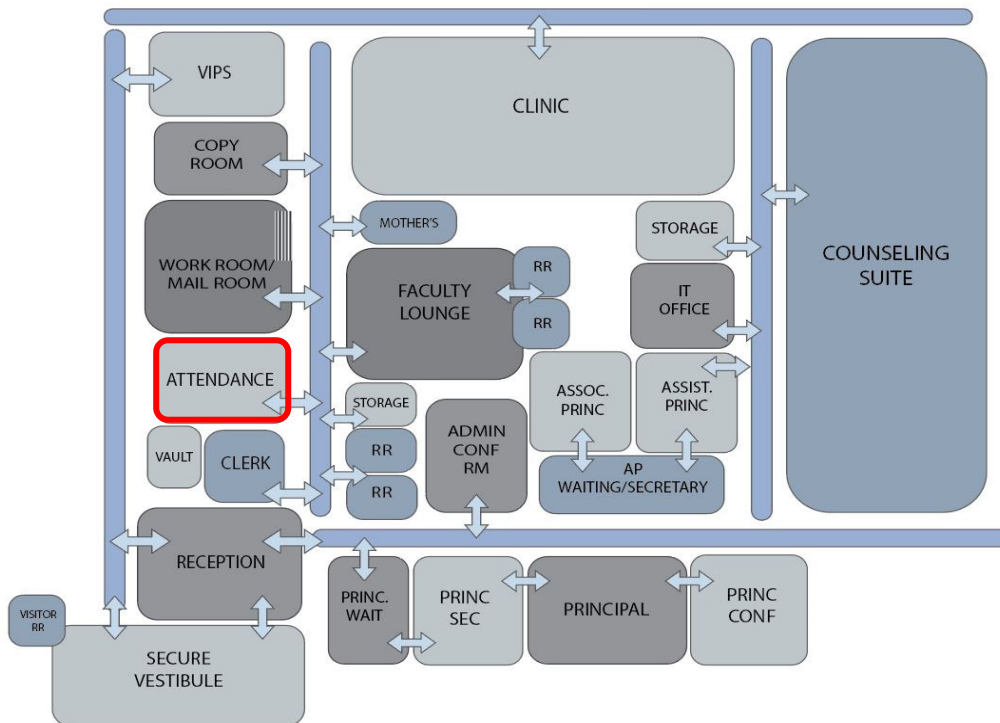
DESCRIPTION OF SPACE AND USES:

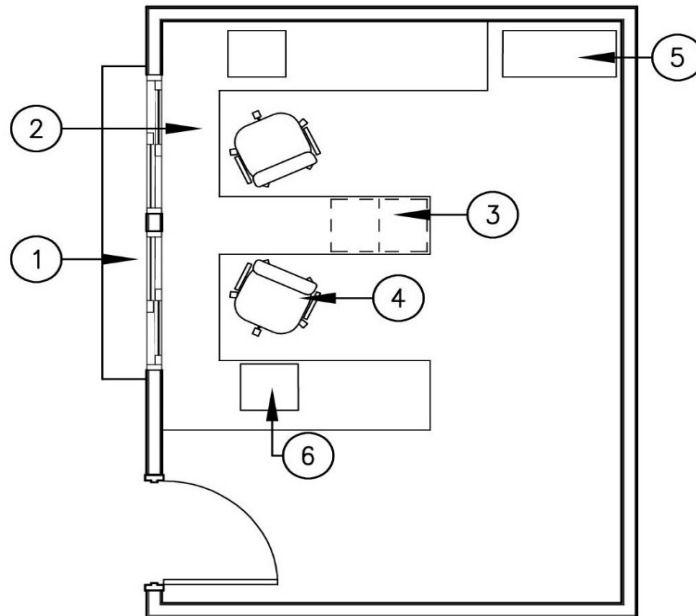
Daily attendance records and parent signing-in and signing-out of students.

SPATIAL RELATIONSHIP:

Locate in Administration Office with direct access to main hallway.

RELATIONSHIP DIAGRAM





EQUIPMENT/FURNITURE

Furniture/Equipment	Tag No.	Notes	Qty.	Size	Comments
IN CONTRACT / CONTRACTOR PROVIDED					
Transaction Window and Counter	1	Two sliding windows	1		
Built-in Workstations	2		2		
Under Counter Vertical Files	3		2		
NOT IN CONTRACT / OWNER PROVIDED					
Task Chair	4		2		
Copier	5		1		
Office Tool Set	6		2		
			1		

Notes:

Workroom/ Mail Room

PROGRAM SPACES

SPACES	Quantity:	Capacity	Area (SF):	Total (SF):	Comments:
Workroom/ Mail Room	2		600	1,200	Space for equipment & supplies (i.e. laminator, copier, binding, etc.)

PROGRAM DETAILS

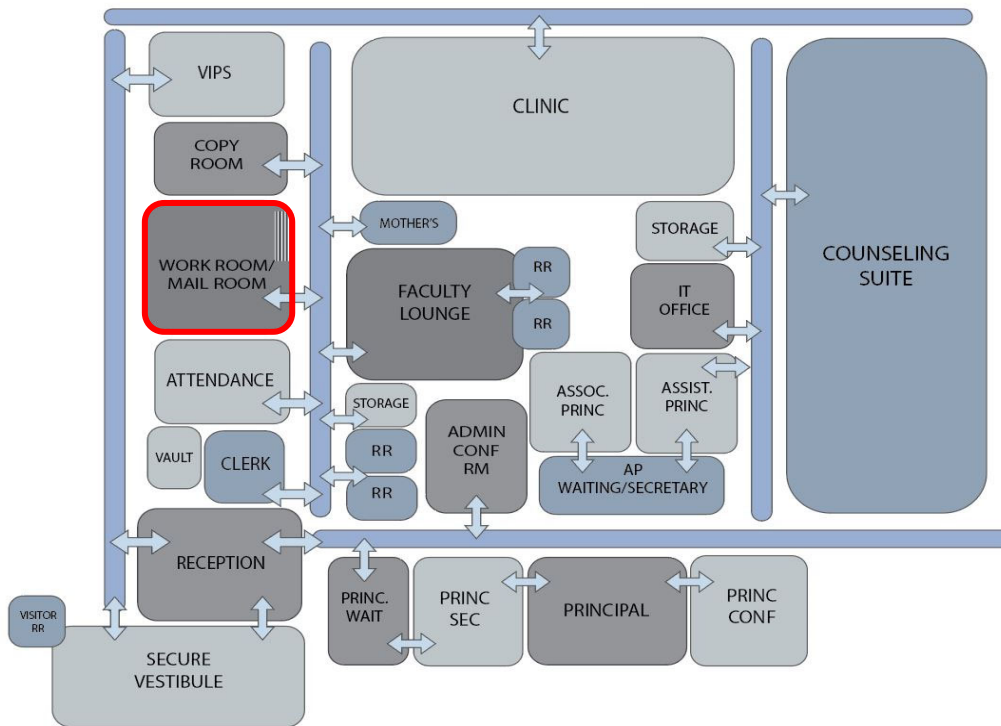
DESCRIPTION OF SPACE AND USES:

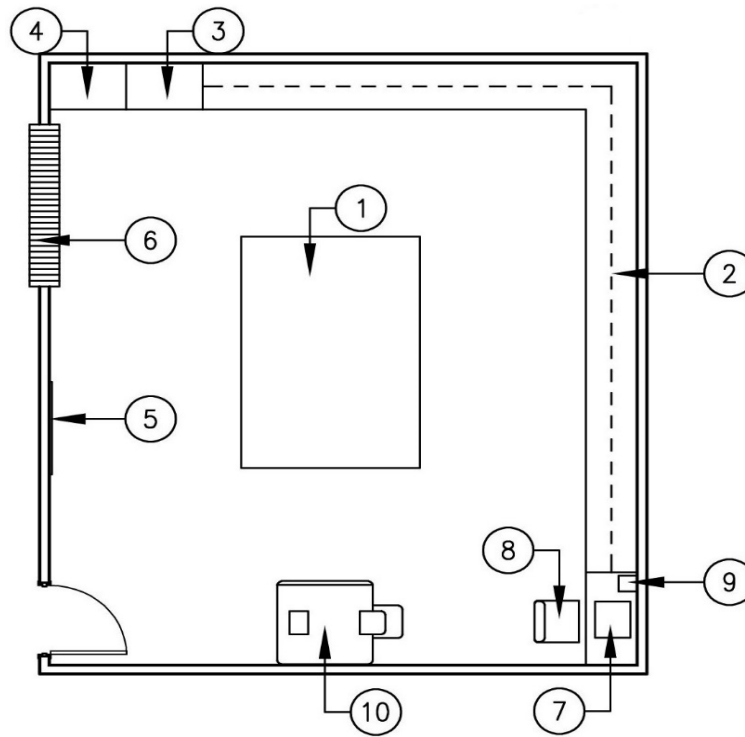
Receipt/Distribution of mail, copying and sorting storage of paper supplies.

SPATIAL RELATIONSHIP:

Locate one within Administration Suite with hallway access and close to administration restrooms. Locate second room on 2nd floor close to Assistant Principal's Suite.

RELATIONSHIP DIAGRAM





EQUIPMENT/FURNITURE

Furniture/Equipment	Tag No.	Notes	Qty.	Size	Comments
IN CONTRACT / CONTRACTOR PROVIDED					
Work Island	1	Provide vertical & flat files for storage below. Provide electrical outlets.	1		
Upper & Lower Cabinets	2	Locate on open wall space			
Tall Open Shelving Unit	3	Adjustable shelves	1	36" x 24" x 84"	
Tall Shelving Unit	4	Lockable	1	36" x 24" x 84"	
Markerboard	5		1	4'-0"x4'-0"	
Mailboxes	6	Built-in or Prefab; only in 1st floor workroom	180	30" to 60" AFF; mailbox size: 3"hx12"wx14"d	

					Workroom/ Mail Room
Furniture/Equipment	Tag No.	Notes	Qty.	Size	Comments
NOT IN CONTRACT / OWNER PROVIDED					
Misc. Tool Set	7		1		
Chair	8	For District Aide	1		
Telephone	9	For District Aide	1		
Copier	10	See Note 5 below	1		
Notes:					
<p>1. Confirm data and power for copier with manufacturer recommendations.</p> <p>2. If no Teacher's lounge in the area, provide under counter refrigerator and area for Coffee Maker.</p> <p>3. Assume 200 mailboxes for a 1,250 student capacity school. Number shall vary based on capacity. Provide space for name labels. Mailboxes are only in 1st floor workroom.</p> <p>4. Access mailboxes from corridor only for retrieval. Access from copy/Workroom for loading.</p> <p>5. Large copiers are noisy and create a lot of heat. Attention to sound attenuation and adequate air supply and exhaust is important in this room. Provide data and power for a large collating commercial copier which must be arranged per manufacturers recommendations for servicing.</p>					

Administration Copy Room

PROGRAM SPACES

SPACES	Quantity:	Capacity	Area (SF):	Total (SF):	Comments:
Administration Copy Room	1		175	175	

PROGRAM DETAILS

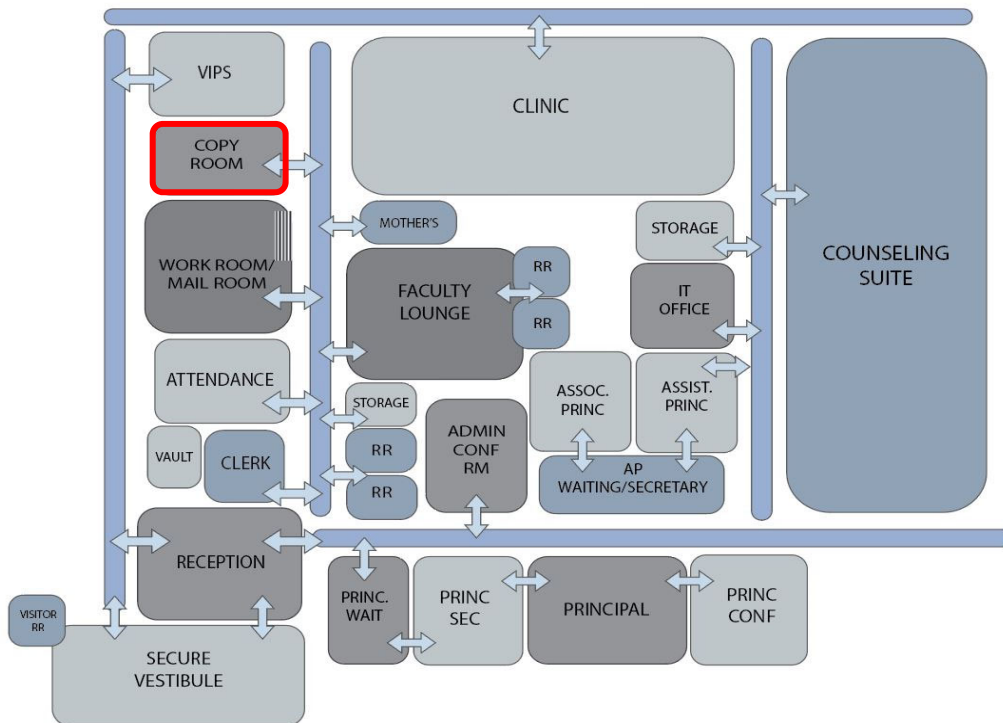
DESCRIPTION OF SPACE AND USES:

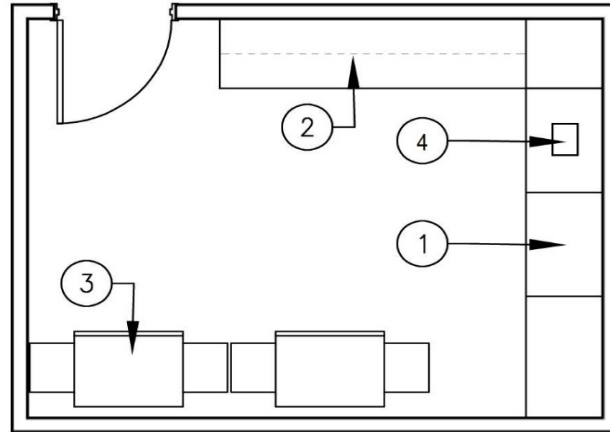
Space to store supplies for office and space for copier.

SPATIAL RELATIONSHIP:

Locate within Administration.

RELATIONSHIP DIAGRAM





EQUIPMENT/FURNITURE

Furniture/Equipment	Tag No.	Notes	Qty.	Size	Comments
IN CONTRACT / CONTRACTOR PROVIDED					
Tall Shelving	1	With doors	3	36" x 24" x 84"	
Upper and Lower Cabinets	2	Line one wall			

Furniture/Equipment	Tag No.	Notes	Qty.	Size	Comments
NOT IN CONTRACT / OWNER PROVIDED					
Copier	3		2		
Misc. Tool Set	4		1		

Notes:
 1. Provide adequate power and data for copiers per manufacturers recommendation.

Volunteers in Public Schools Office (VIPS)

PROGRAM SPACES

SPACES	Quantity:	Capacity	Area (SF):	Total (SF):	Comments:
Volunteers in Public Schools Office (VIPS)	1		200	200	

PROGRAM DETAILS

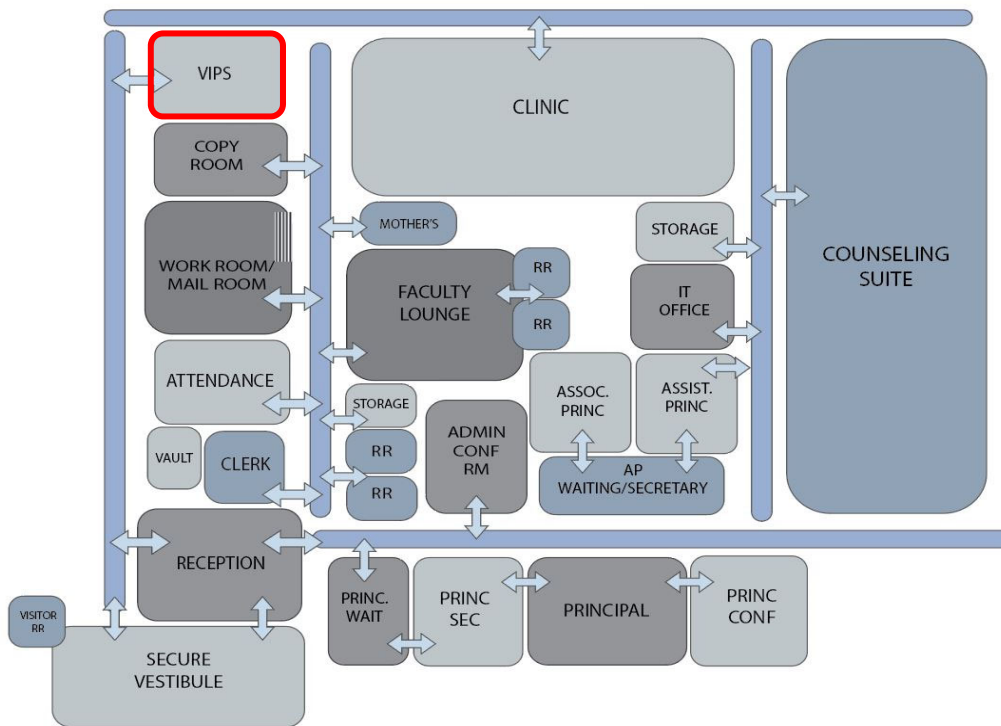
DESCRIPTION OF SPACE AND USES:

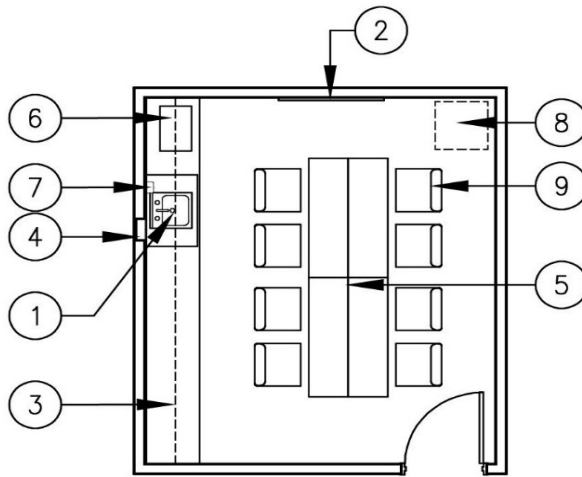
Office/workspace for school volunteers to perform various tasks to assist teachers and staff, such as planning, duplication, and fundraising.

SPATIAL RELATIONSHIP:

Located in Administrative Suite off main corridor near front entry.

RELATIONSHIP DIAGRAM





EQUIPMENT/FURNITURE

Furniture/Equipment	Tag No.	Notes	Qty.	Size	Comments
IN CONTRACT / CONTRACTOR PROVIDED					
Sink	1		1		
Markerboard	2		1	5' x 4'	
Upper & Lower Cabinets	3				
Furniture/Equipment	Tag No.	Notes	Qty.	Size	Comments
NOT IN CONTRACT / OWNER PROVIDED					
Paper Towel Dispenser	4		1		
Flip Tables	5		6		
Office Tool Set	6		1		
Soap Dispenser	7	Contractor installed	1		
Printer	8	Future	1		
Chairs	9		1		

Notes:

1. Flexibility is important within the space to support varies activities.
2. Provide electrical outlets for a variety of tools and machines, such as electric staplers, laminators, etc.

Administration Storage

PROGRAM SPACES

SPACES	Quantity:	Capacity	Area (SF):	Total (SF):	Comments:
Administration Storage	1		100	175	Room needs to be secure and lockable.
	1		75		

PROGRAM DETAILS

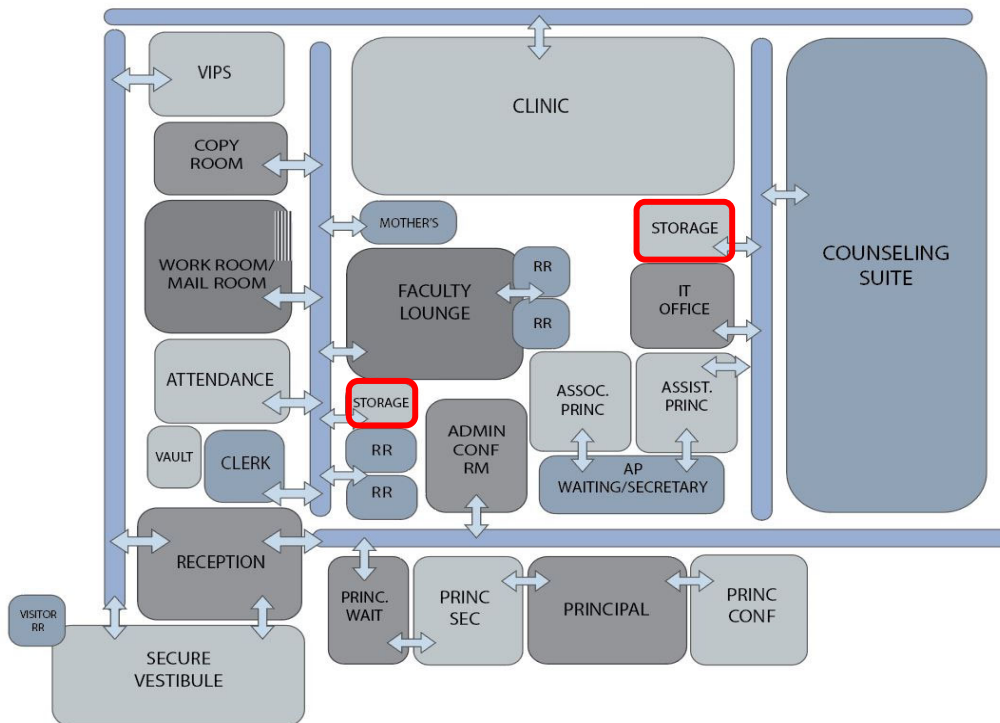
DESCRIPTION OF SPACE AND USES:

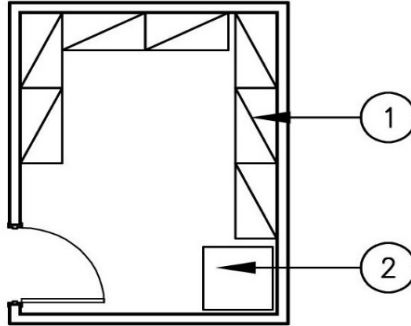
Storage space for office supplies, etc. as well as safe.

SPATIAL RELATIONSHIP:

Located in Administration Suite

RELATIONSHIP DIAGRAM





EQUIPMENT/FURNITURE

Furniture/Equipment	Tag No.	Notes	Qty.	Size	Comments
---------------------	---------	-------	------	------	----------

IN CONTRACT / CONTRACTOR PROVIDED

Metal Shelving	1	Line walls with shelves	6	36" x 24" x 84"	
Safe	2		1		

Furniture/Equipment	Tag No.	Notes	Qty.	Size	Comments
---------------------	---------	-------	------	------	----------

NOT IN CONTRACT / OWNER PROVIDED

Notes:

Principal's Waiting Area

PROGRAM SPACES

SPACES	Quantity:	Capacity	Area (SF):	Total (SF):	Comments:
Principal's Waiting Area	1		100	100	

PROGRAM DETAILS

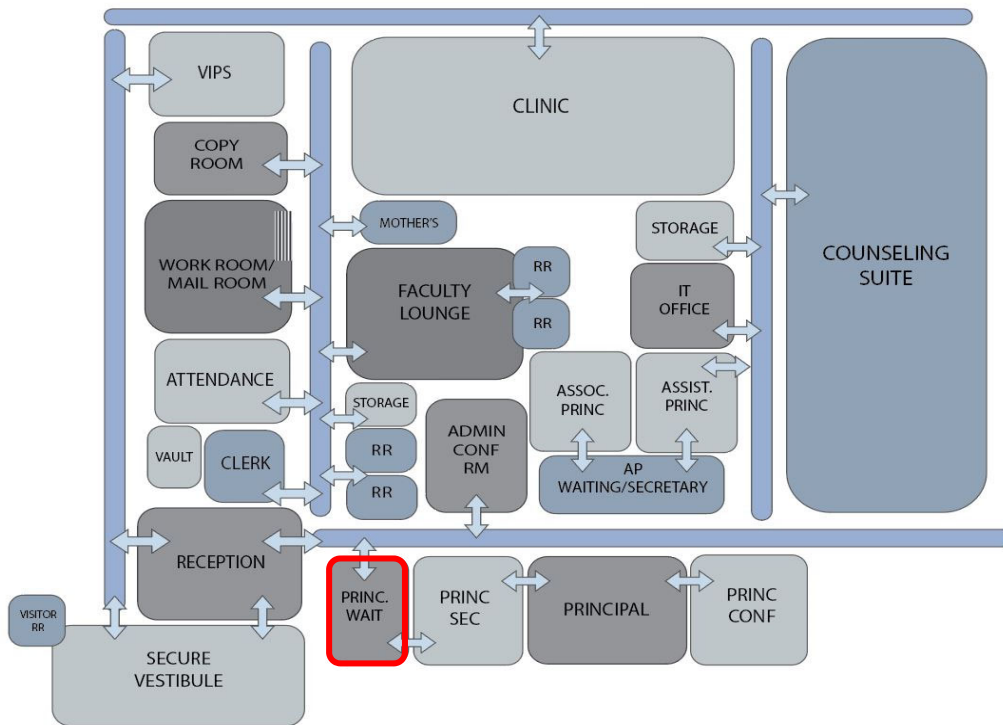
DESCRIPTION OF SPACE AND USES:

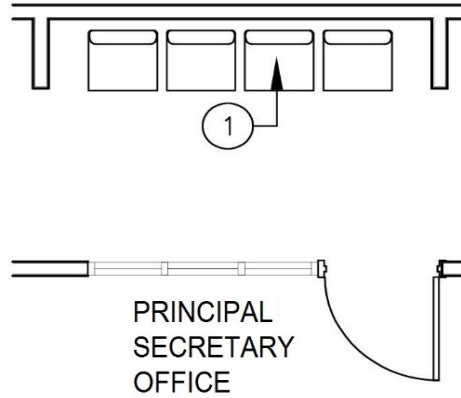
Waiting are for visitors, faculty, students and/or parents when meeting with Principal.

SPATIAL RELATIONSHIP:

Locate in Administration Office adjacent to and with visibility from Principal's Secretary.

RELATIONSHIP DIAGRAM





EQUIPMENT/FURNITURE

Furniture/Equipment	Tag No.	Notes	Qty.	Size	Comments
---------------------	---------	-------	------	------	----------

IN CONTRACT / CONTRACTOR PROVIDED

Furniture/Equipment	Tag No.	Notes	Qty.	Size	Comments
---------------------	---------	-------	------	------	----------

NOT IN CONTRACT / OWNER PROVIDED

Chair	1		4		

Notes:

Principal's Secretary

PROGRAM SPACES

SPACES	Quantity:	Capacity	Area (SF):	Total (SF):	Comments:
Principal's Secretary	1		200	200	

PROGRAM DETAILS

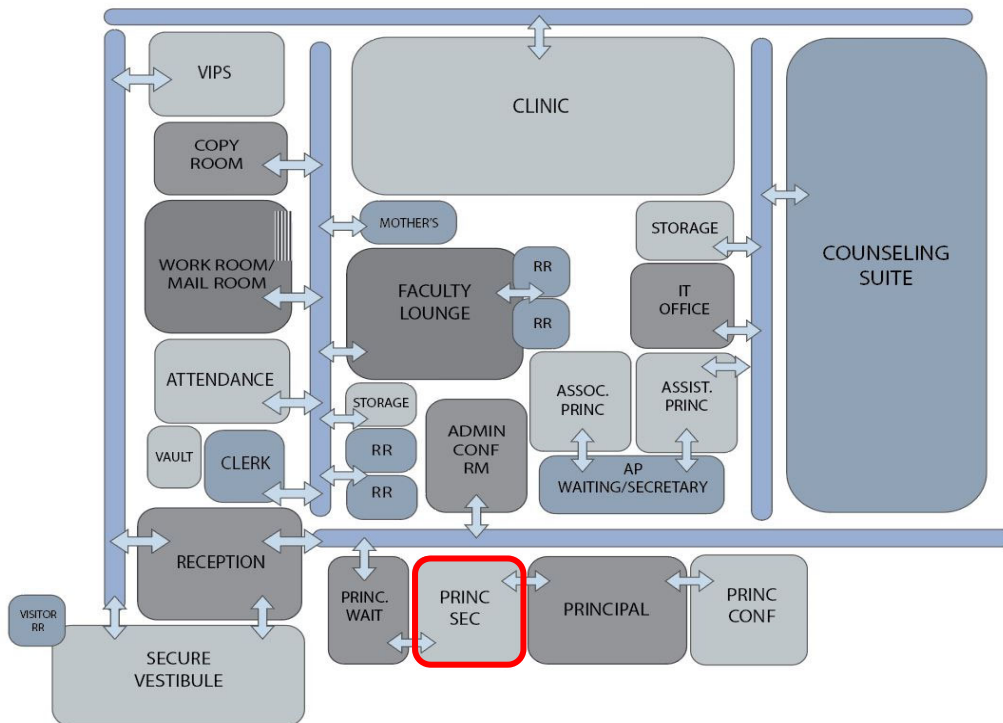
DESCRIPTION OF SPACE AND USES:

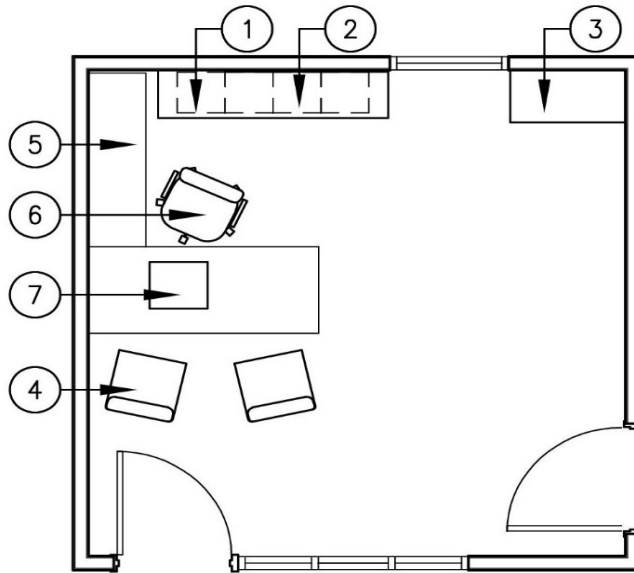
Administrative support for Principal, backup for Receptionist.

SPATIAL RELATIONSHIP:

Located in main corridor of Administrative Suite adjacent to Principal's Office.

RELATIONSHIP DIAGRAM





EQUIPMENT/FURNITURE

Furniture/Equipment	Tag No.	Notes	Qty.	Size	Comments
IN CONTRACT / CONTRACTOR PROVIDED					
Overhead Cabinets	1		1	36" x 24" x 84"	
Vertical File Cabinet Drawers	2	Plastic Laminate Top	4		
Bookshelf	3		1		
NOT IN CONTRACT / OWNER PROVIDED					
Chair	4		2		
Desk	5	With return	1		
Task Chair	6		1		
Office Tool Set	7		1		
Notes:					
1. Direct access from secretary to principal's office with close access to workroom.					
2. Security 'panic button' is to be located in the principal's secretary's office. The panic button system will be tied to the emergency generator.					

Principal's Office

PROGRAM SPACES

SPACES	Quantity:	Capacity	Area (SF):	Total (SF):	Comments:
Principal's Office	1		250	250	

PROGRAM DETAILS

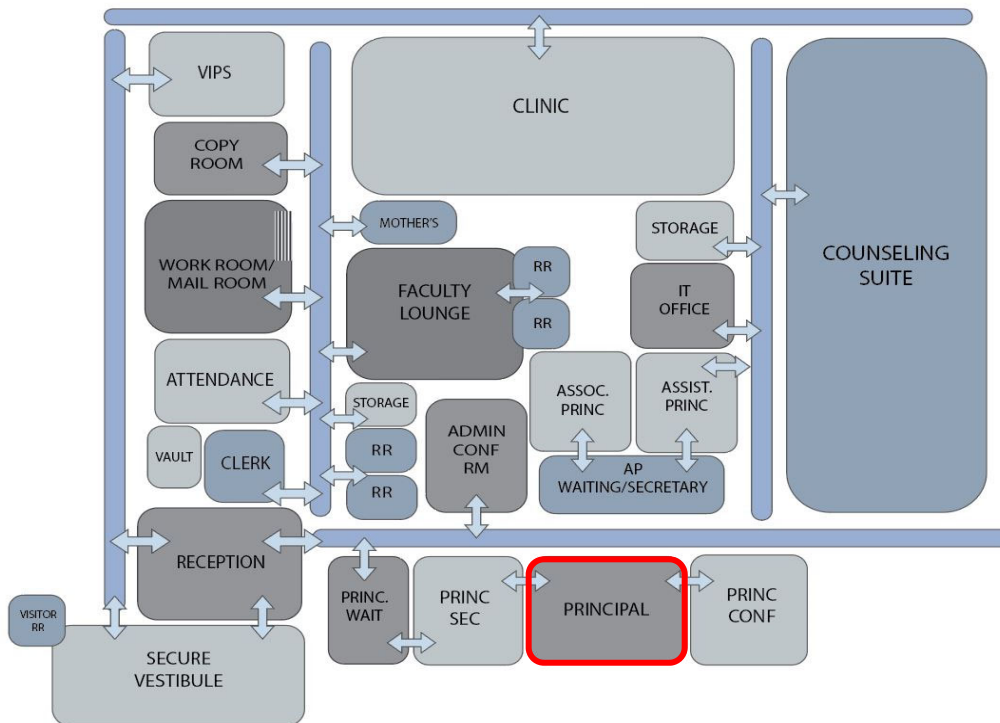
DESCRIPTION OF SPACE AND USES:

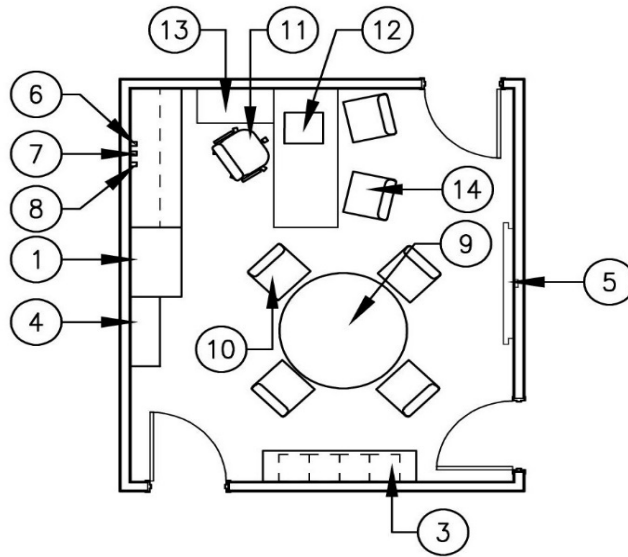
Administrative work, meetings with students, staff and parents.

SPATIAL RELATIONSHIP:

Locate within Administration Office area next to Principal Secretary and Conference Room.

RELATIONSHIP DIAGRAM





EQUIPMENT/FURNITURE

Furniture/Equipment	Tag No.	Notes	Qty.	Size	Comments
IN CONTRACT / CONTRACTOR PROVIDED					
Teacher Wardrobe	1	Lockable	1	36" x 24" x 84"	
Upper and Lower Cabinets	2	Open shelving above	1		
Vertical File Cabinet Drawers	3	Plastic Laminate Top	4		
Bookshelf	4	Adjustable shelves	2	36" x 36" x 84"	
Small Group Projection Device	5		1		

					Principal's Office
Furniture/Equipment	Tag No.	Notes	Qty.	Size	Comments
NOT IN CONTRACT / OWNER PROVIDED					
Intercom Microphone	6	Executive handset	1		
Shutdown Button	7	MEP systems	1		
Lockdown Button	8		1		
Conference Table	9		1		
Chair	10		4		
Task Chair	11		1		
Principal Tool Set	23		1		
Desk	13	With return	1		
Chair	14		2		
Notes:					

Principal's Conference Room

PROGRAM SPACES

SPACES	Quantity:	Capacity	Area (SF):	Total (SF):	Comments:
Principal's Conference Room	1		300	300	

PROGRAM DETAILS

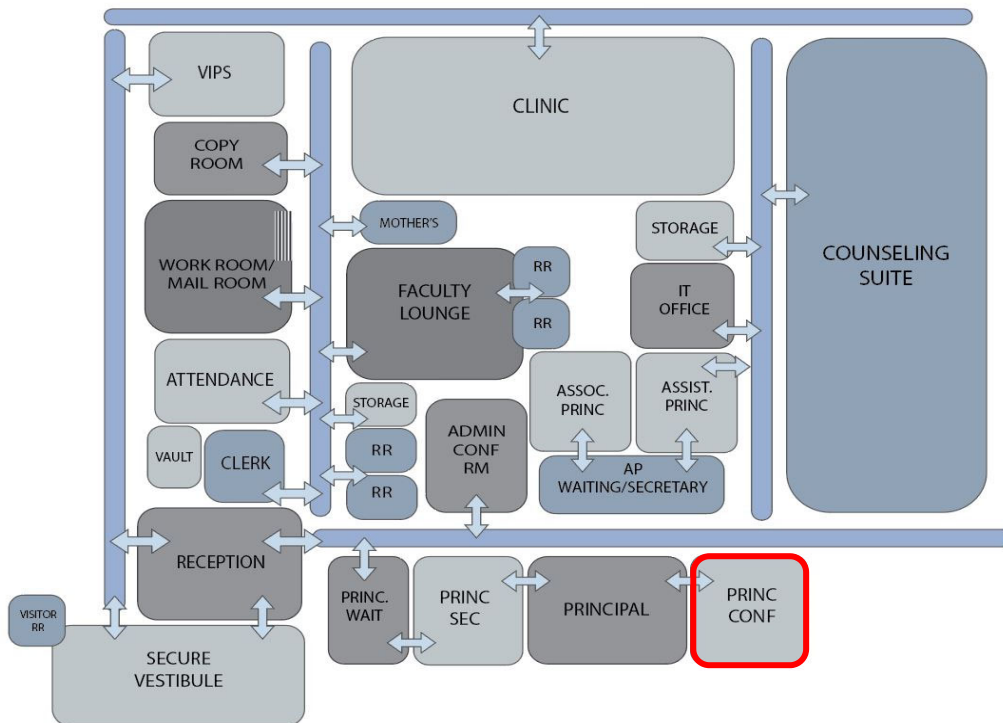
DESCRIPTION OF SPACE AND USES:

Conference room for principal/teacher use and Admission, Review and Dismissal (ARD) meetings.

SPATIAL RELATIONSHIP:

Located in Administration Suite close to front entry and adjacent to Principal's Office.

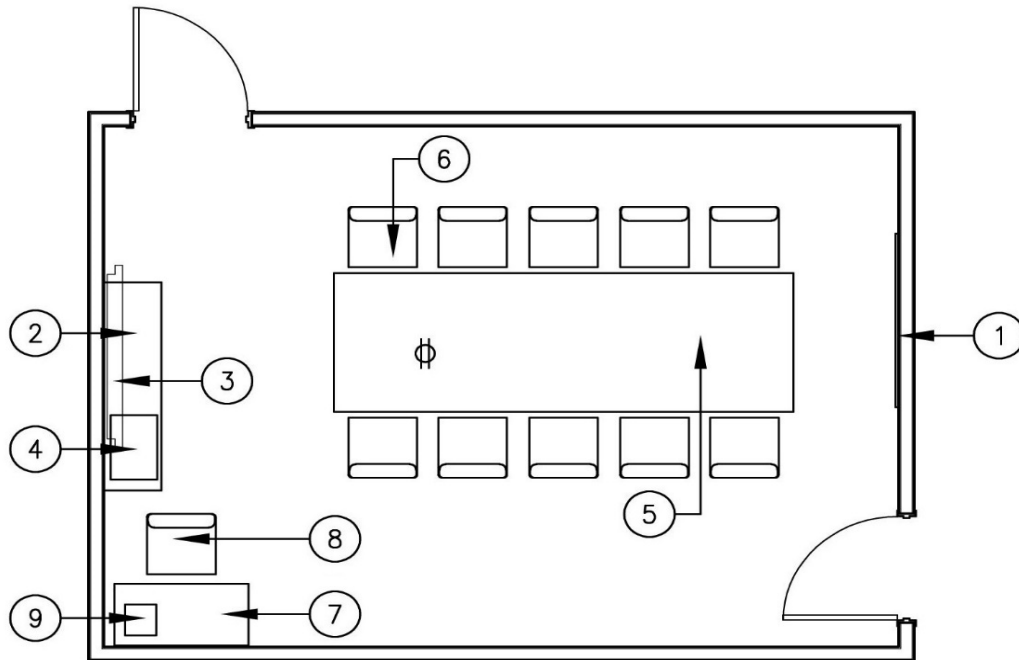
RELATIONSHIP DIAGRAM



Principal's Conference Room

Principal's Conference Room

LAYOUT



EQUIPMENT/FURNITURE

Furniture/Equipment	Tag No.	Notes	Qty.	Size	Comments
---------------------	---------	-------	------	------	----------

IN CONTRACT / CONTRACTOR PROVIDED

Markerboard	1		1	5' x 10'	
Credenza	2		1		
Projection Device	3		1		

Furniture/Equipment	Tag No.	Notes	Qty.	Size	Comments
---------------------	---------	-------	------	------	----------

NOT IN CONTRACT / OWNER PROVIDED

Large Conference Tool Set	4		1		
Conference Table	5	Power in floor	1		
Chair	6		10		
Desk	7	For ARD meetings	1		
Task Chair	8	For ARD meetings	1		
Printer	9	For ARD meetings	1		

Notes:

1. Floor outlet to be provided for conference table. Coordinate with furniture supplier.

Mother's Room - Lactation

PROGRAM SPACES

SPACES	Quantity:	Capacity	Area (SF):	Total (SF):	Comments:
Mother's Room - Lactation	1		80	80	

PROGRAM DETAILS

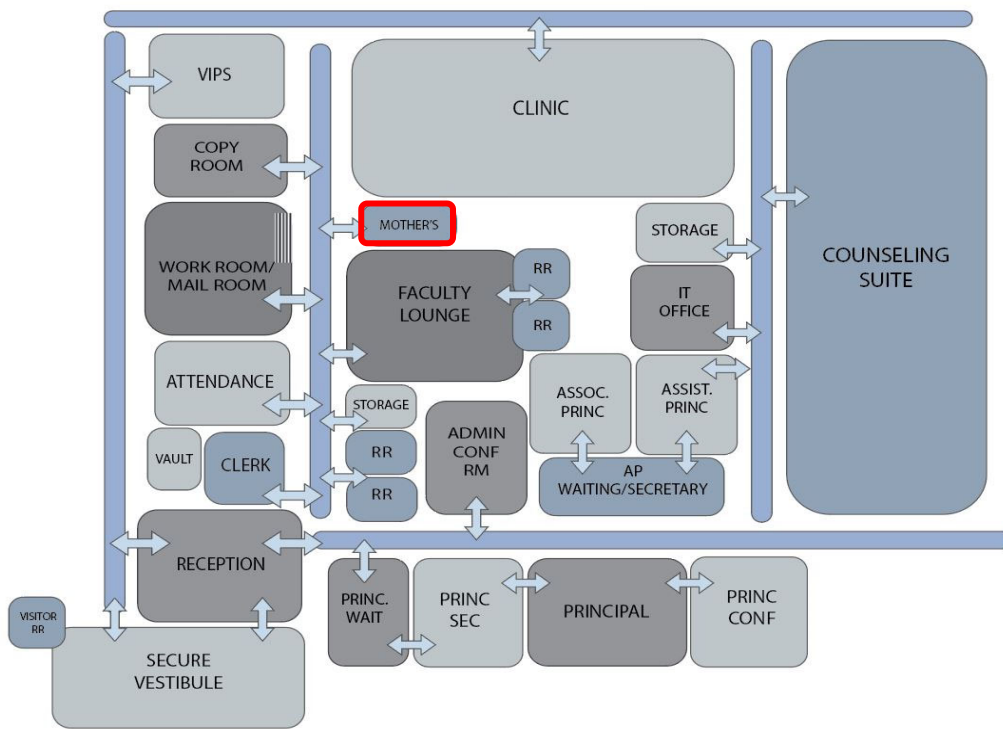
DESCRIPTION OF SPACE AND USES:

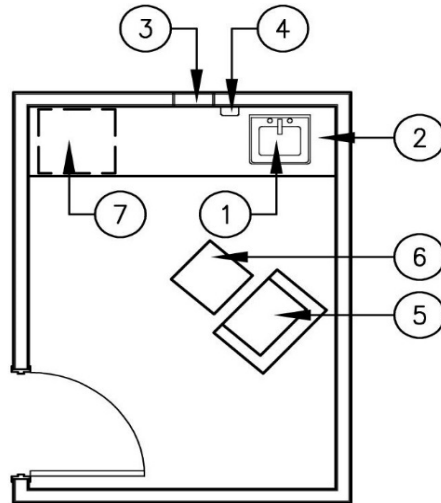
Private space for nursing mothers.

SPATIAL RELATIONSHIP:

Located in Administrative Suite close to faculty lounge and with easy access from main hallway/corridor.

RELATIONSHIP DIAGRAM





EQUIPMENT/FURNITURE

Furniture/Equipment	Tag No.	Notes	Qty.	Size	Comments
---------------------	---------	-------	------	------	----------

IN CONTRACT / CONTRACTOR PROVIDED

Sink	1		1		
Built-in Counter	2		1		

Furniture/Equipment	Tag No.	Notes	Qty.	Size	Comments
---------------------	---------	-------	------	------	----------

NOT IN CONTRACT / OWNER PROVIDED

Paper Towel Dispenser	3	Contractor installed	1		
Soap Dispenser	4	Contractor installed	1		
Chair	5		1		
Small Table	6		1		
Under Counter Refrigerator	7		1		

Notes:

1. Provide power on wall near chair for pumps.

Faculty Lounge

PROGRAM SPACES

SPACES	Quantity:	Capacity	Area (SF):	Total (SF):	Comments:
Faculty Lounge	1		600	600	

PROGRAM DETAILS

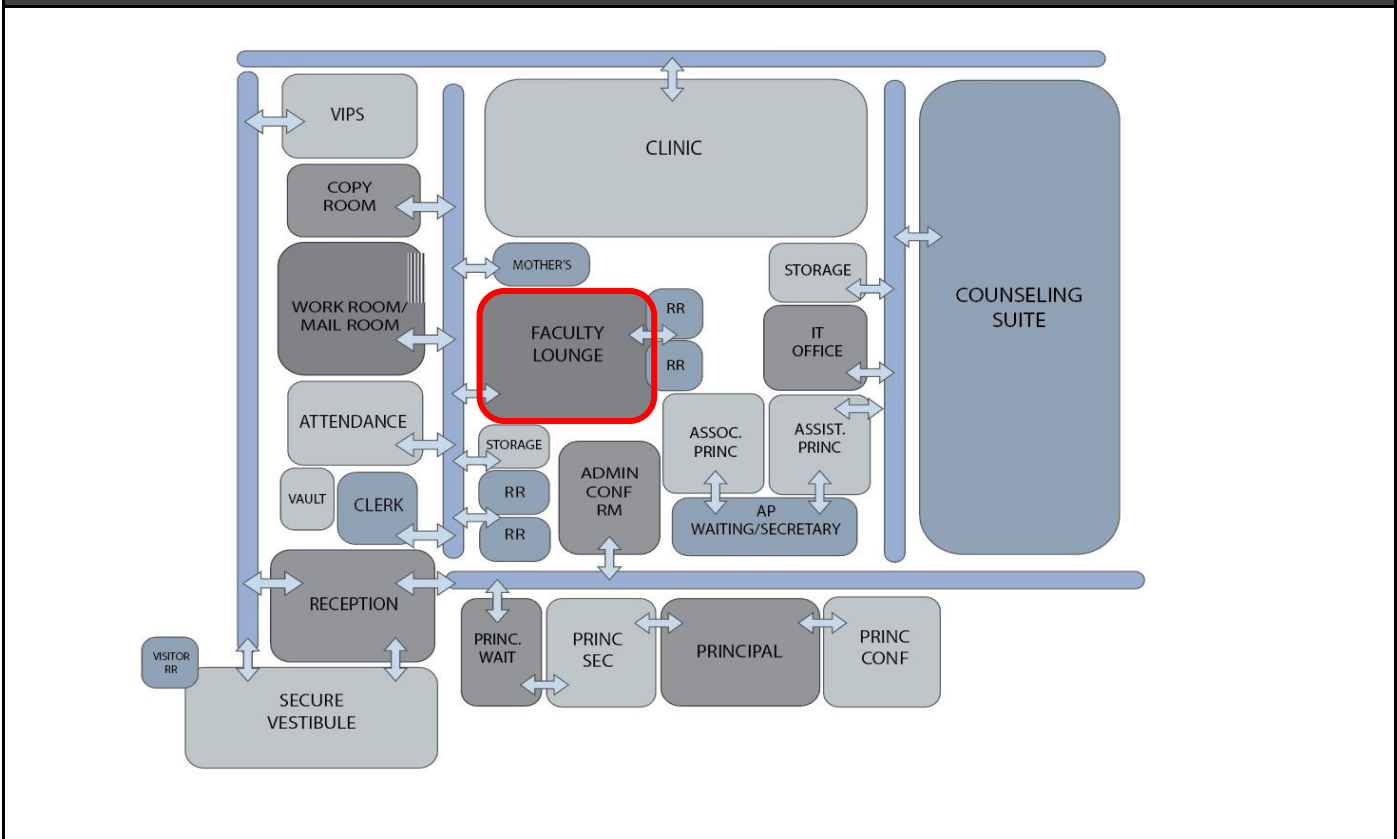
DESCRIPTION OF SPACE AND USES:

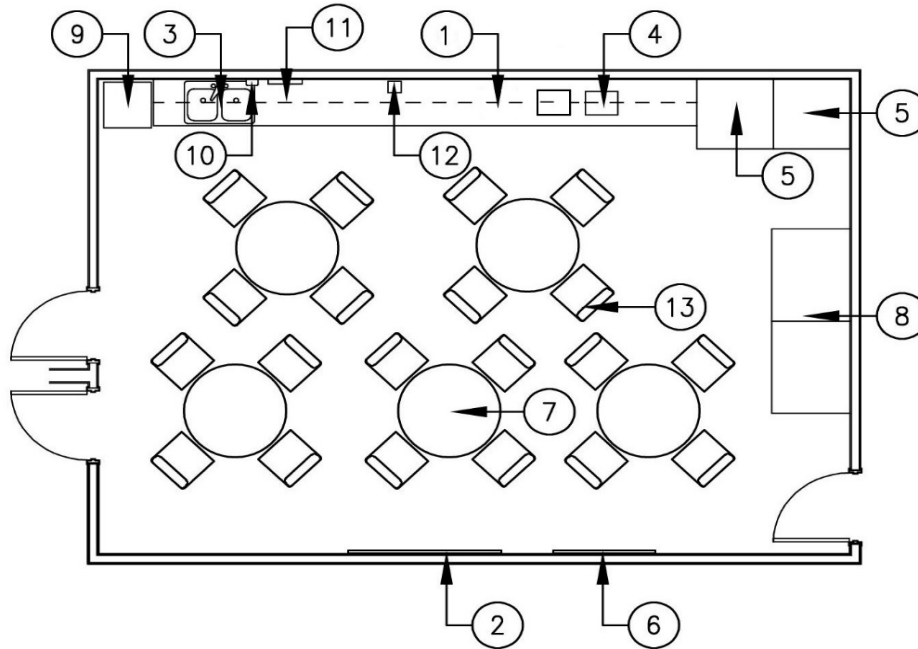
Lounge space for staff/teachers to socialize and relax, prepare and eat food or purchase items from vending machines. Room may be used as an informal conference room at times.

SPATIAL RELATIONSHIP:

Located near or adjacent to Copy/Work Room, within or adjacent to Administrative Suite, Two staff restrooms open directly into this space.

RELATIONSHIP DIAGRAM





EQUIPMENT/FURNITURE

Furniture/Equipment	Tag No.	Notes	Qty.	Size	Comments
IN CONTRACT / CONTRACTOR PROVIDED					
Upper & Lower Cabinets	1				
Markerboard	2		1	5' x 6'	
Double Compartment Sink	3	With garbage disposal	1		
Microwave	4	Mount below upper cabinet	2		
Refrigerator	5		2		
Markerboard	6		1	4' x 4'	

					Faculty Lounge
Furniture/Equipment	Tag No.	Notes	Qty.	Size	Comments
NOT IN CONTRACT / OWNER PROVIDED					
Dining Tables	7		5		
Vending Machines	8		2		
Ice Machine	9	Provide drain underneath	1		
Soap Dispenser	10	Contractor installed	1		
Paper Towel Dispenser	11	Contractor installed	1		
Telephone	12		1		
Chairs	13		20		
Notes:					
1. No cooktops or ovens.					
2. Provide power, connections and drain for a future ice maker.					

Faculty Lounge Restrooms

PROGRAM SPACES

SPACES	Quantity:	Capacity	Area (SF):	Total (SF):	Comments:
Faculty Lounge Restrooms	2		60	120	

PROGRAM DETAILS

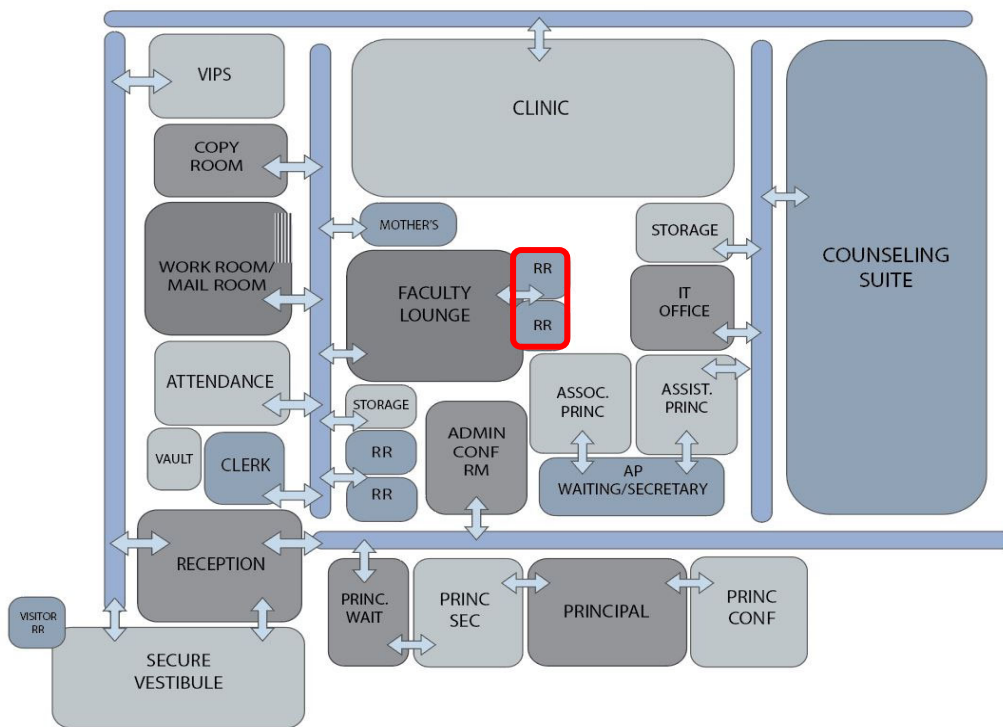
DESCRIPTION OF SPACE AND USES:

Restrooms for faculty/staff.

SPATIAL RELATIONSHIP:

Located with direct access from Faculty Lounge.

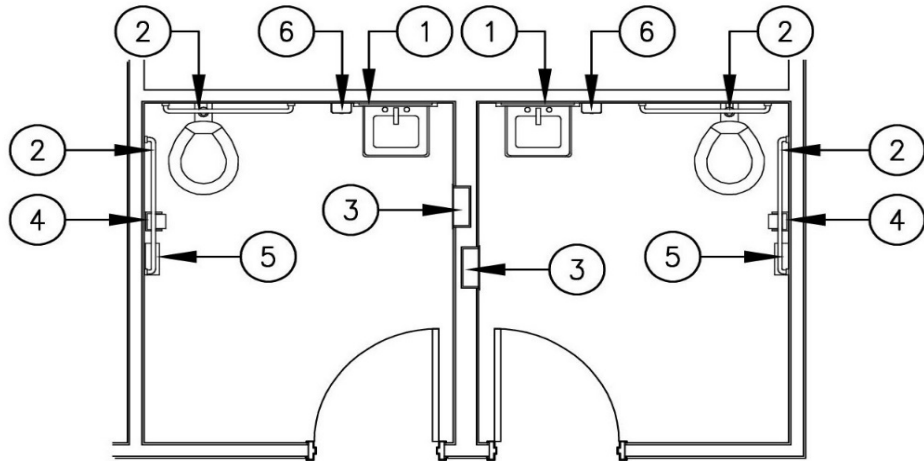
RELATIONSHIP DIAGRAM



Faculty Lounge Restrooms

Faculty Lounge Restrooms

LAYOUT



EQUIPMENT/FURNITURE

Furniture/Equipment	Tag No.	Notes	Qty.	Size	Comments
---------------------	---------	-------	------	------	----------

IN CONTRACT / CONTRACTOR PROVIDED

Mirror	1		1		
Grab Bars	2		4		

Furniture/Equipment	Tag No.	Notes	Qty.	Size	Comments
---------------------	---------	-------	------	------	----------

NOT IN CONTRACT / OWNER PROVIDED

Paper Towel Dispenser	3	Contractor installed	1		
Toilet Paper Dispenser	4	Contractor installed	1		
Feminine Napkin Disposal	5	Contractor installed	1		
Soap Dispenser	6	Contractor installed	1		

Notes:

Single User Restroom

PROGRAM SPACES

SPACES	Quantity:	Capacity	Area (SF):	Total (SF):	Comments:
Single User Restroom	2		60	120	

PROGRAM DETAILS

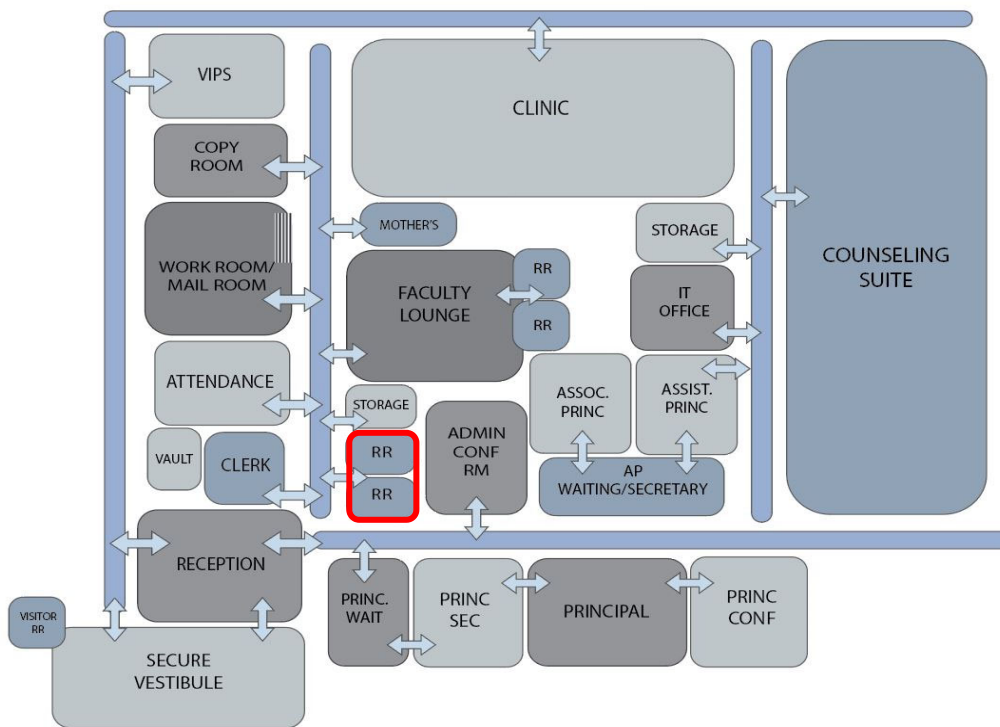
DESCRIPTION OF SPACE AND USES:

Restroom rooms for administration staff and visitors.

SPATIAL RELATIONSHIP:

Located off corridor in Administration.

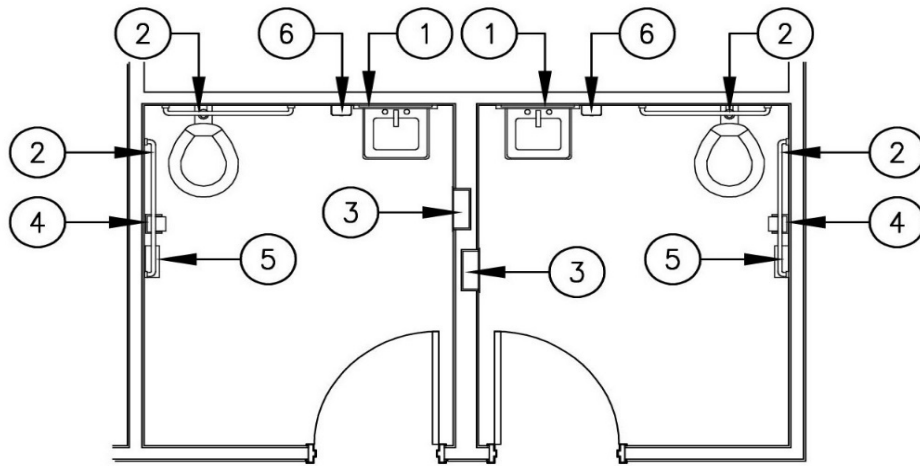
RELATIONSHIP DIAGRAM



Single User Restroom

Single User Restroom

LAYOUT



EQUIPMENT/FURNITURE

Furniture/Equipment	Tag No.	Notes	Qty.	Size	Comments
---------------------	---------	-------	------	------	----------

IN CONTRACT / CONTRACTOR PROVIDED

Mirror	1		1		
Grab Bars	2		4		

Furniture/Equipment	Tag No.	Notes	Qty.	Size	Comments
---------------------	---------	-------	------	------	----------

NOT IN CONTRACT / OWNER PROVIDED

Paper Towel Dispenser	3	Contractor installed	1		
Toilet Paper Dispenser	4	Contractor installed	1		
Feminine Napkin Disposal	5	Contractor installed	1		
Soap Dispenser	6	Contractor installed	1		

Notes:

Administration Conference Room

PROGRAM SPACES

SPACES	Quantity:	Capacity	Area (SF):	Total (SF):	Comments:
Administration Conference Room	1		300	300	

PROGRAM DETAILS

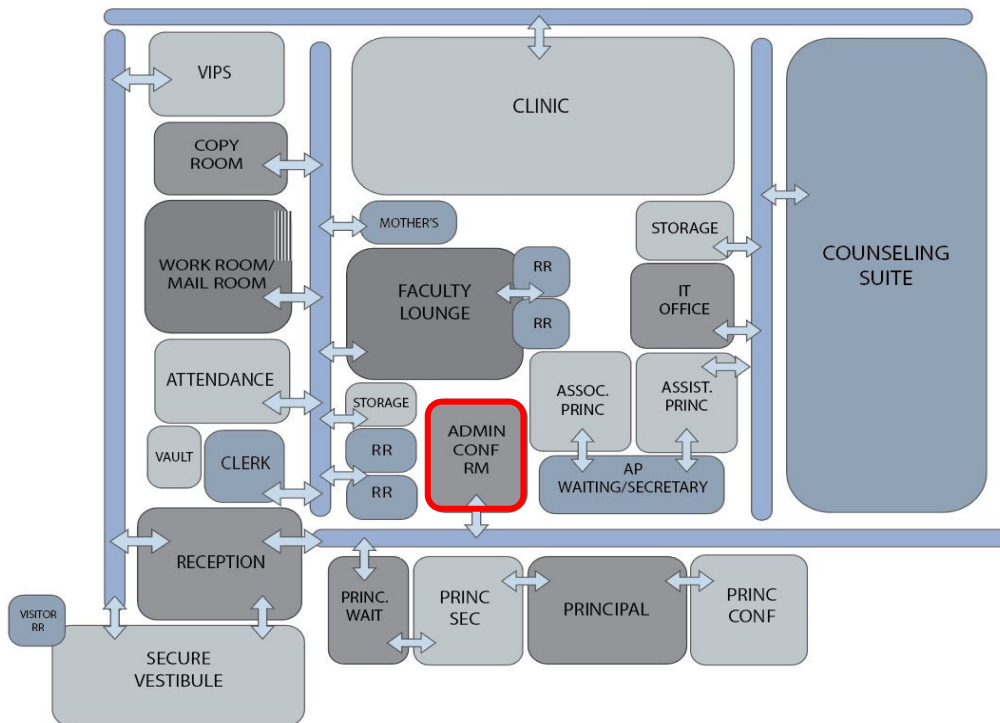
DESCRIPTION OF SPACE AND USES:

Conference room for principal/teacher use and Admission, Review and Dismissal (ARD) meetings.

SPATIAL RELATIONSHIP:

Located in Administration Suite close to front entry and adjacent to Principal/Assistant Principal's Offices.

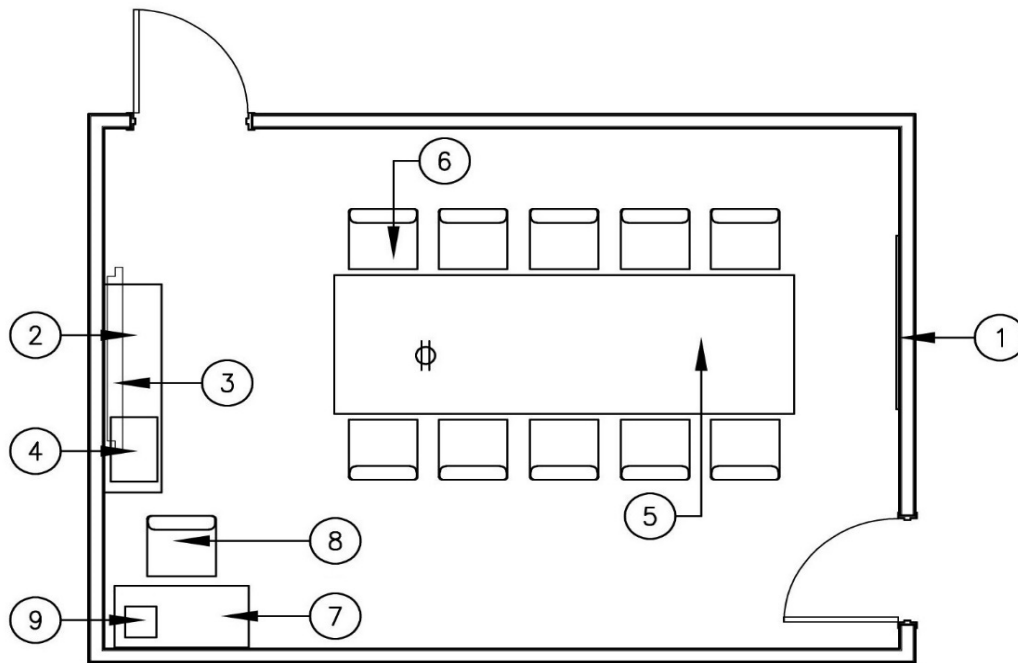
RELATIONSHIP DIAGRAM



Administration Conference Room

Administration Conference Room

LAYOUT



EQUIPMENT/FURNITURE

Furniture/Equipment	Tag No.	Notes	Qty.	Size	Comments
IN CONTRACT / CONTRACTOR PROVIDED					
Markerboard	1		1	5' x 10'	
Credenza	2		1		
Projection Device	3		1		
NOT IN CONTRACT / OWNER PROVIDED					
Large Conference Tool Set	4		1		
Conference Table	5	Power in floor	1		
Chair	6		10		
Desk	7	For ARD meetings	1		
Task Chair	8	For ARD meetings	1		
Printer	9	For ARD meetings	1		

Notes:

1. Floor outlet to be provided for conference table. Coordinate with furniture supplier.

Assistant / Associate Principal Office

PROGRAM SPACES

SPACES	Quantity:	Capacity	Area (SF):	Total (SF):	Comments:
Assistant / Associate Principal Office	8		225	1,800	One Associate Principal and Seven Assistant Principals.

PROGRAM DETAILS

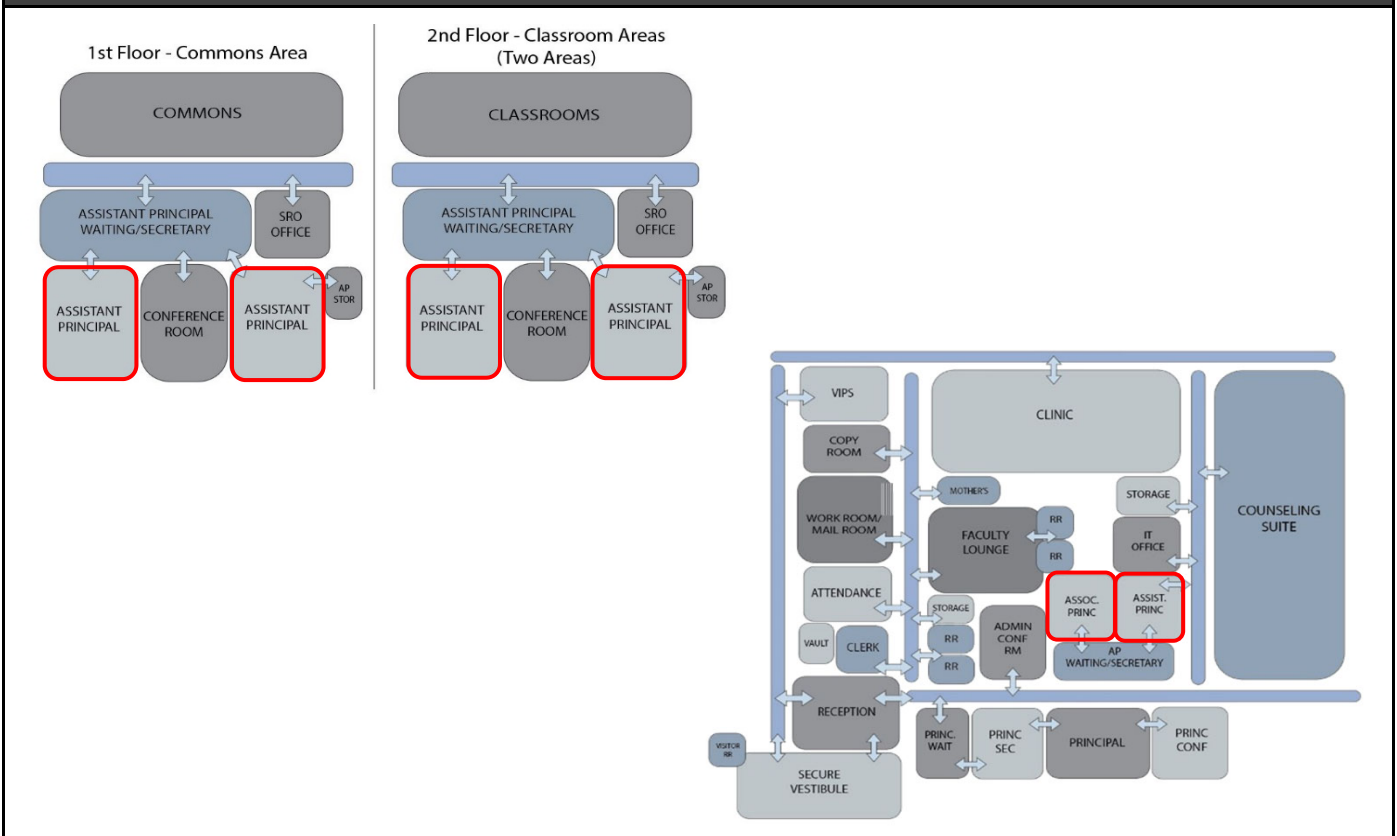
DESCRIPTION OF SPACE AND USES:

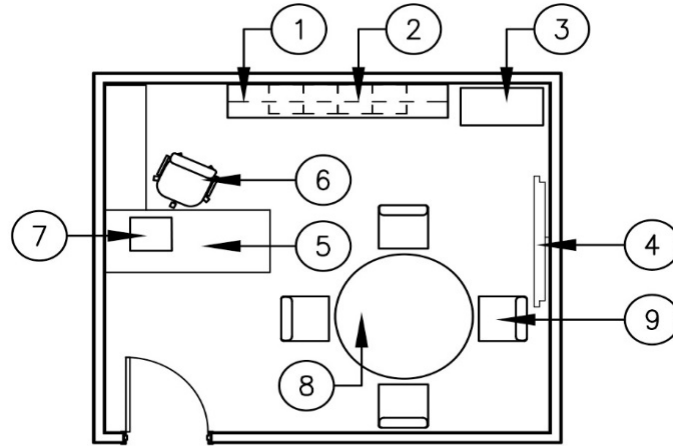
Office and administrative work, student discipline and parent conferences for Assistant and Associate Principals.

SPATIAL RELATIONSHIP:

Associate Principal office shall be located within Administration Suite. Assistant Principal offices to be located two per grade level, as shown below.

RELATIONSHIP DIAGRAM





EQUIPMENT/FURNITURE

Furniture/Equipment	Tag No.	Notes	Qty.	Size	Comments
IN CONTRACT / CONTRACTOR PROVIDED					
Overhead Cabinets	1				
Vertical File Cabinet Drawers	2	Plastic Laminate Top	4		
Bookshelf	3		1		
Small Group Projection Device	4		1	3'W x 4'H x 2'D	
Furniture/Equipment	Tag No.	Notes	Qty.	Size	Comments
NOT IN CONTRACT / OWNER PROVIDED					
Desk	5	With return	1		
Task Chair	6		1		
Office Tool Set	7		1		
Small Conference Table	8		1		
Chair	9		4		

Notes:

Associate & Assistant Principal's Secretary / Waiting Area

PROGRAM SPACES

SPACES	Quantity:	Capacity	Area (SF):	Total (SF):	Comments:
Associate & Assistant Principal's Secretary / Waiting Area	4		200	800	

PROGRAM DETAILS

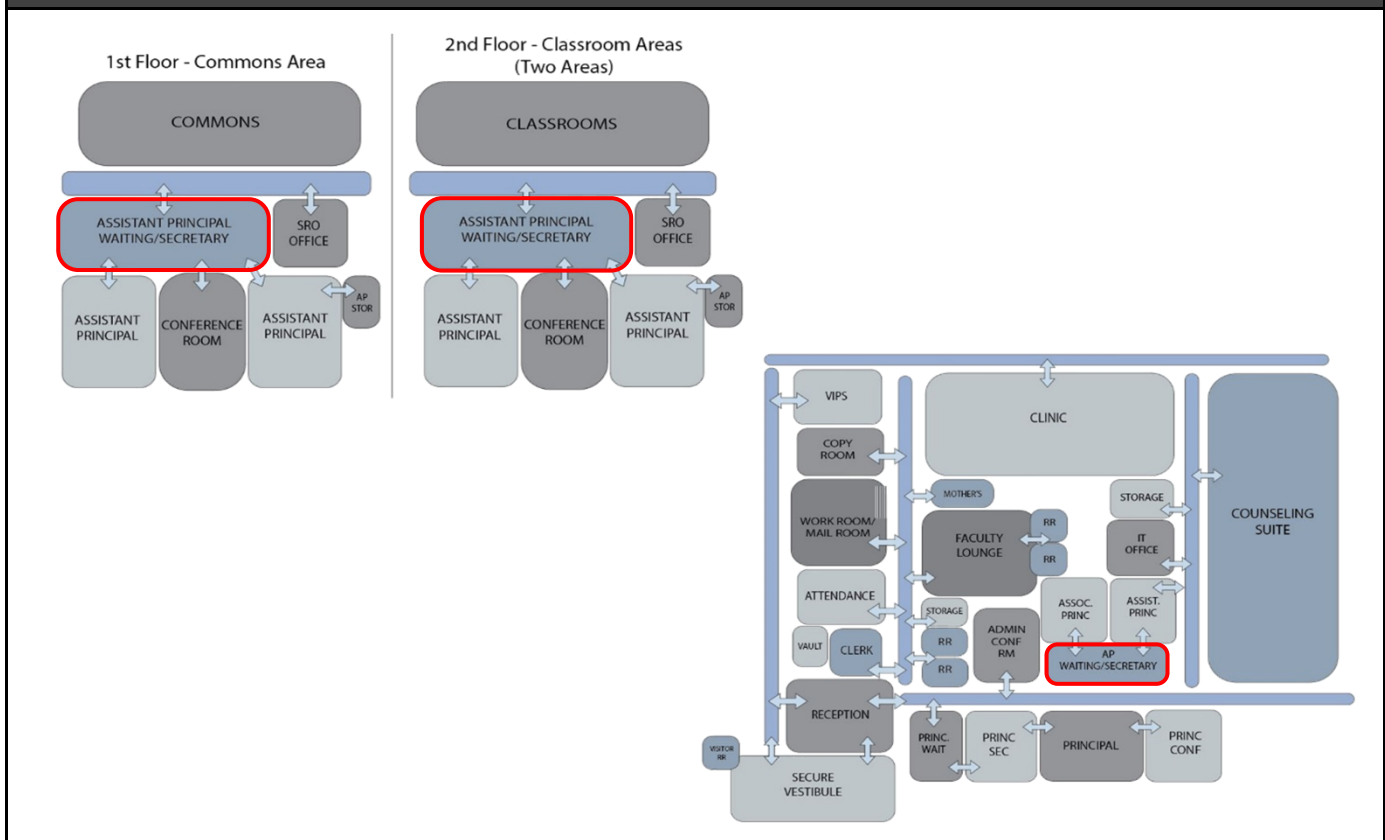
DESCRIPTION OF SPACE AND USES:

Waiting area for Associate/Assistant Principal offices.

SPATIAL RELATIONSHIP:

One secretary/waiting area to be located in Administration for the Associate Principal and one Assistant Principal. The remaining Assistant Principal Secretary/Waiting spaces to be located one per grade level, as shown below.

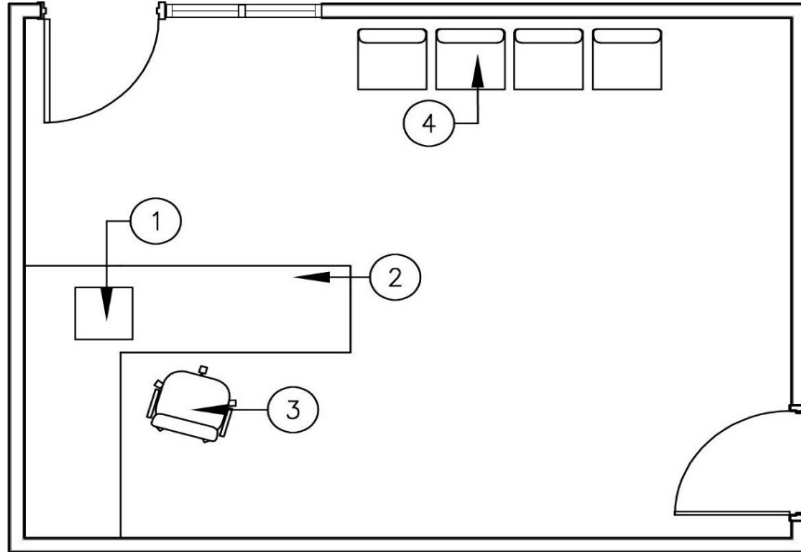
RELATIONSHIP DIAGRAM



Associate & Assistant Principal's Secretary / Waiting Area

Associate & Assistant Principal's Secretary / Waiting Area

LAYOUT



EQUIPMENT/FURNITURE

Furniture/Equipment	Tag No.	Notes	Qty.	Size	Comments
IN CONTRACT / CONTRACTOR PROVIDED					
NOT IN CONTRACT / OWNER PROVIDED					
Office Tool Set	1		1		
Desk	2	With return	1		
Task Chair	3		1		
Chair	4		1		

Notes:

Assistant Principal's Conference Room

PROGRAM SPACES

SPACES	Quantity:	Capacity	Area (SF):	Total (SF):	Comments:
Assistant Principal's Conference Room	3		200	600	

PROGRAM DETAILS

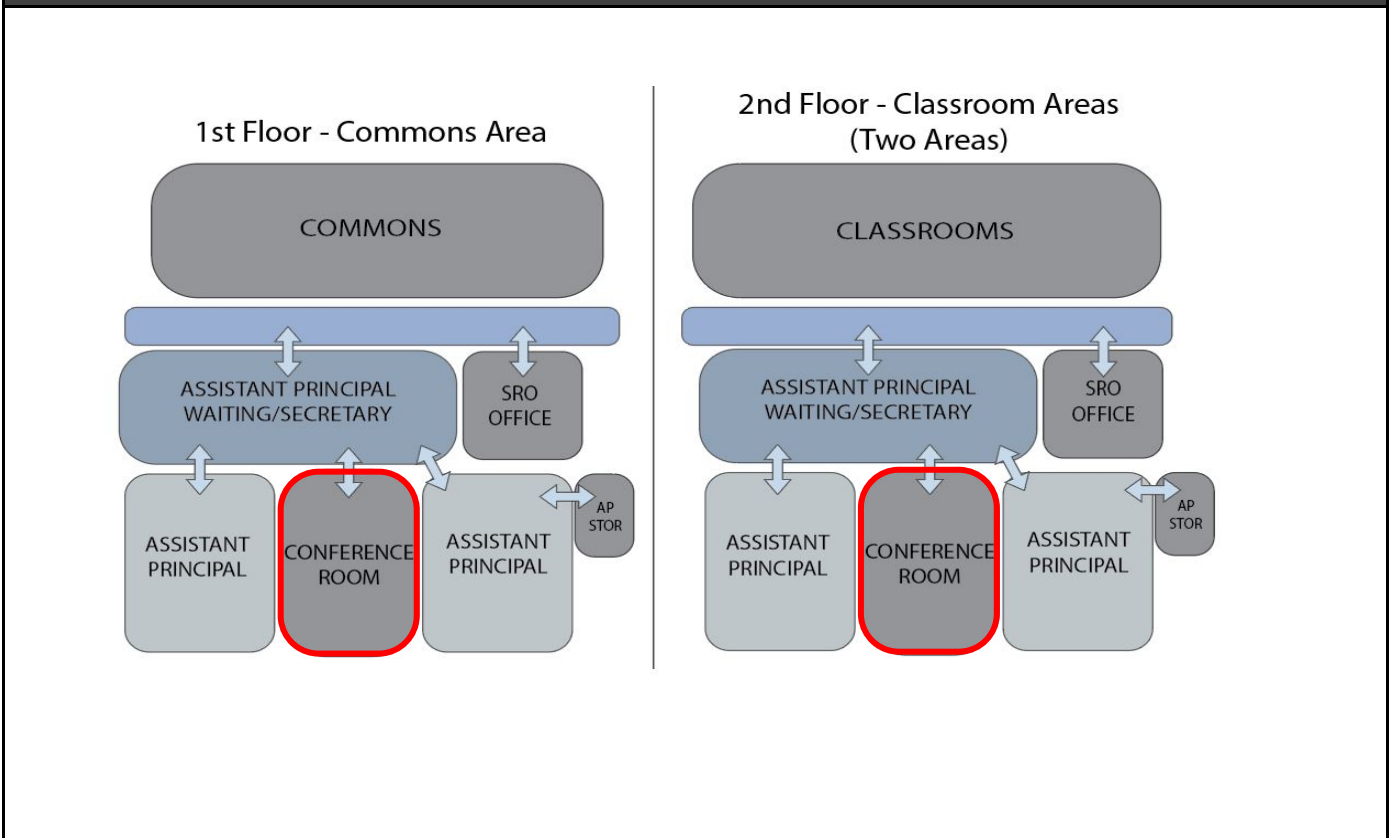
DESCRIPTION OF SPACE AND USES:

Conference room for assistant principal/teacher use and meetings.

SPATIAL RELATIONSHIP:

Located in adjacent to Assistant Principal's Suites located throughout campus, one on 1st floor and two on 2nd floor.

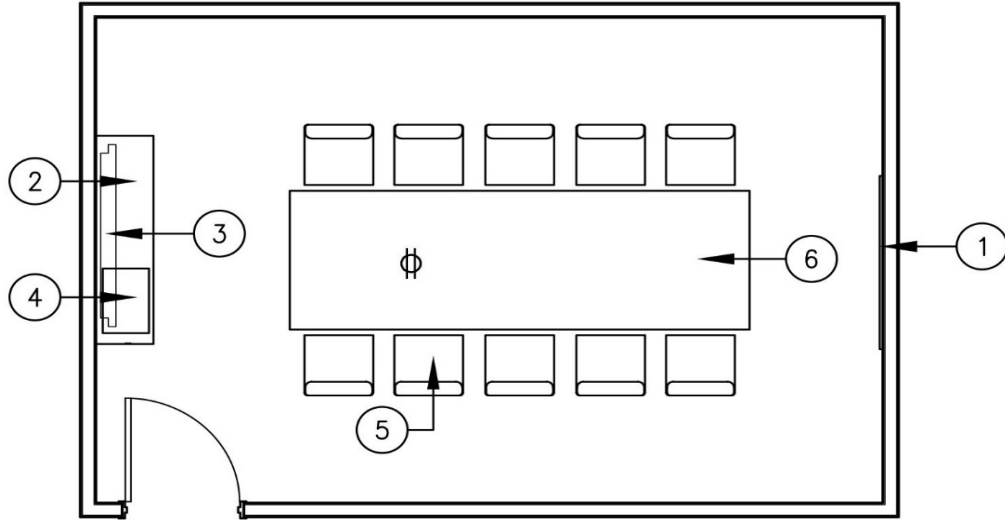
RELATIONSHIP DIAGRAM



Assistant Principal's Conference Room

Assistant Principal's Conference Room

LAYOUT



EQUIPMENT/FURNITURE

Furniture/Equipment	Tag No.	Notes	Qty.	Size	Comments
IN CONTRACT / CONTRACTOR PROVIDED					
Markerboard	1		1	5' x 10'	
Credenza	2		1		
Small Group Projection Device	3		1		
NOT IN CONTRACT / OWNER PROVIDED					
Large Conference Tool Set	4		1		
Chair	5		10		
Conference Table	6	Power in floor	1		

Notes:

1. Floor outlet to be provided for conference table. Coordinate with furniture supplier.

Assistant Principal Storage

PROGRAM SPACES

SPACES	Quantity:	Capacity	Area (SF):	Total (SF):	Comments:
Assistant Principal Storage	1		70	70	

PROGRAM DETAILS

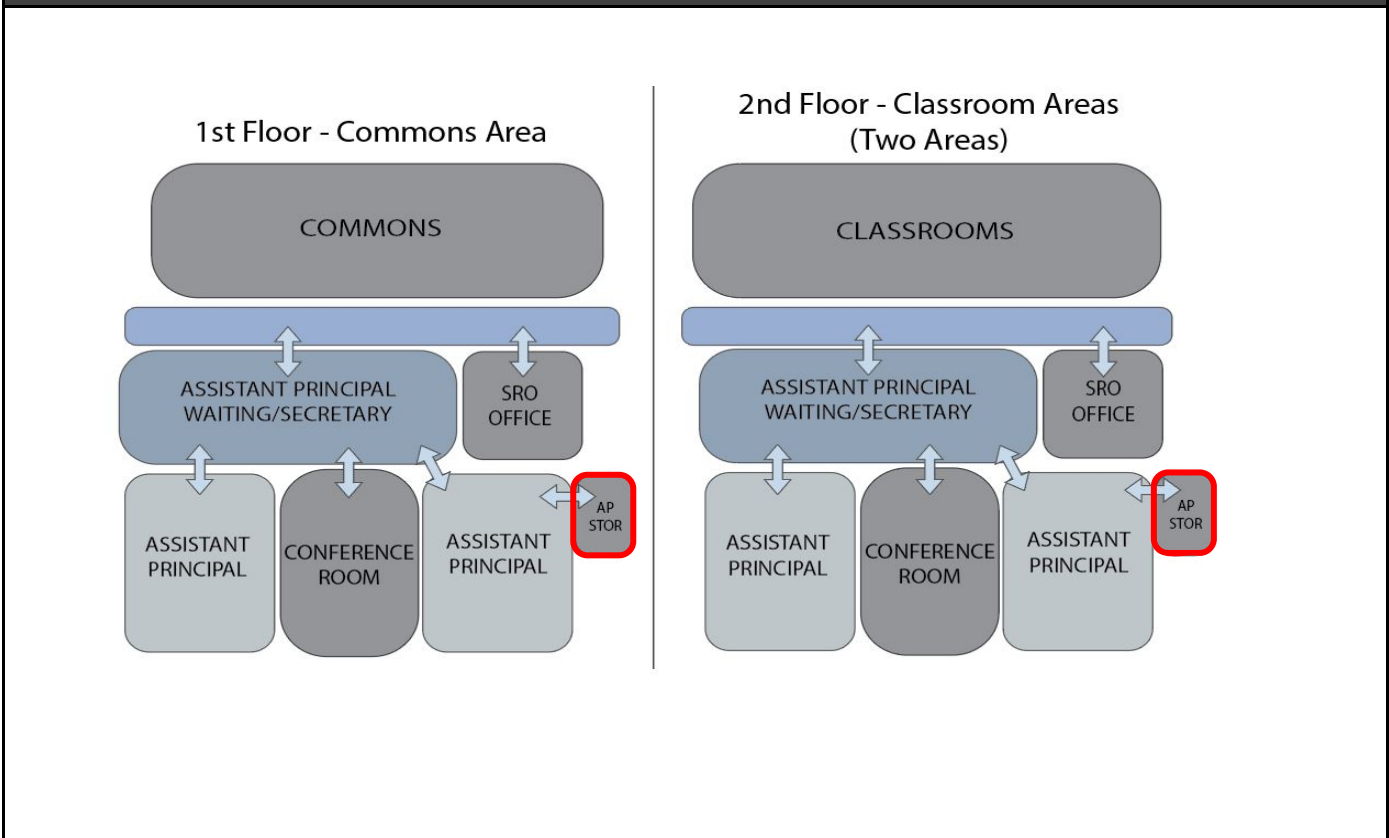
DESCRIPTION OF SPACE AND USES:

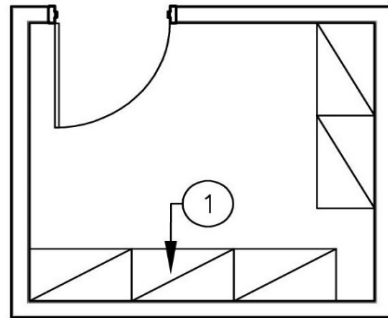
Storage space for office supplies, etc. as well as safe.

SPATIAL RELATIONSHIP:

Located adjacent to decentralized Assistant Principal Suite.

RELATIONSHIP DIAGRAM





EQUIPMENT/FURNITURE

Furniture/Equipment	Tag No.	Notes	Qty.	Size	Comments
---------------------	---------	-------	------	------	----------

IN CONTRACT / CONTRACTOR PROVIDED

Metal Shelving	1	Line walls with shelves	6	36" x 24" x 84"	

Furniture/Equipment	Tag No.	Notes	Qty.	Size	Comments
---------------------	---------	-------	------	------	----------

NOT IN CONTRACT / OWNER PROVIDED

Notes:

Clinic Aide/Waiting Area

PROGRAM SPACES

SPACES	Quantity:	Capacity	Area (SF):	Total (SF):	Comments:
Clinic Aide/Waiting Area	1	N/A	200	200	

PROGRAM DETAILS

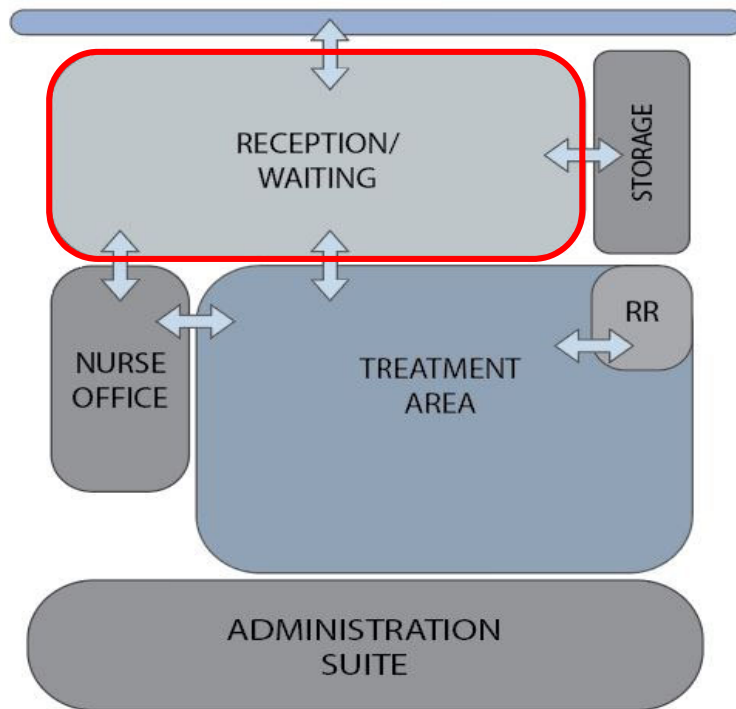
DESCRIPTION OF SPACE AND USES:

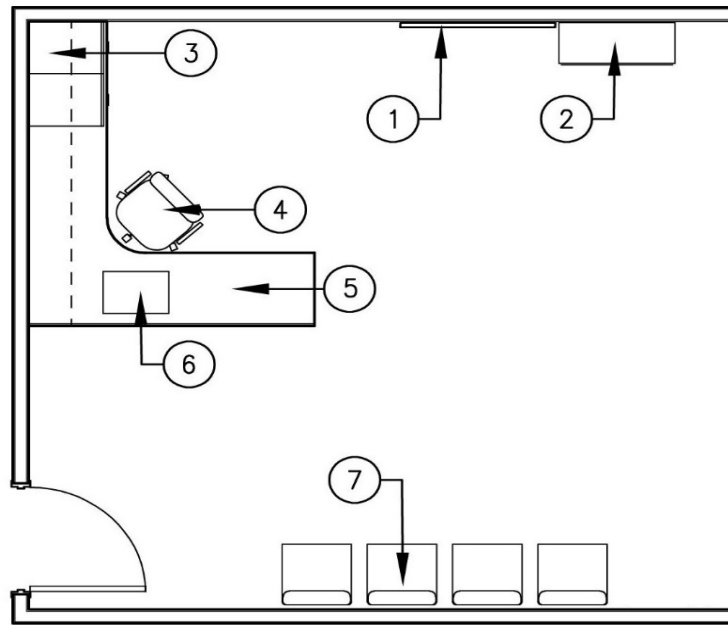
Clinic aide/waiting area for students/parents waiting for treatment, medicine dispensing, diagnosis and/or meeting with nurse.

SPATIAL RELATIONSHIP:

Spaces to be adjacent to each other housed within the clinic area and with direct access to the nurse office. Entry to clinic is off main school corridor.

RELATIONSHIP DIAGRAM





EQUIPMENT/FURNITURE

Furniture/Equipment	Tag No.	Notes	Qty.	Size	Comments
NOT IN CONTRACT / OWNER PROVIDED					
Markerboard	1		1	5' x 4'	
Display Rack	2		1		
Vertical File Cabinet Drawers	3		2		

Furniture/Equipment	Tag No.	Notes	Qty.	Size	Comments
NOT IN CONTRACT / OWNER PROVIDED					
Task Chair	4		1		
Desk	5	With return	1		
Clinic Tool Set	6		1		
Chair	7		4		

Notes:

Treatment Area

PROGRAM SPACES

SPACES	Quantity:	Capacity	Area (SF):	Total (SF):	Comments:
Treatment Area	1	N/A	750	750	Refrigerator should be tied to emergency generator.

PROGRAM DETAILS

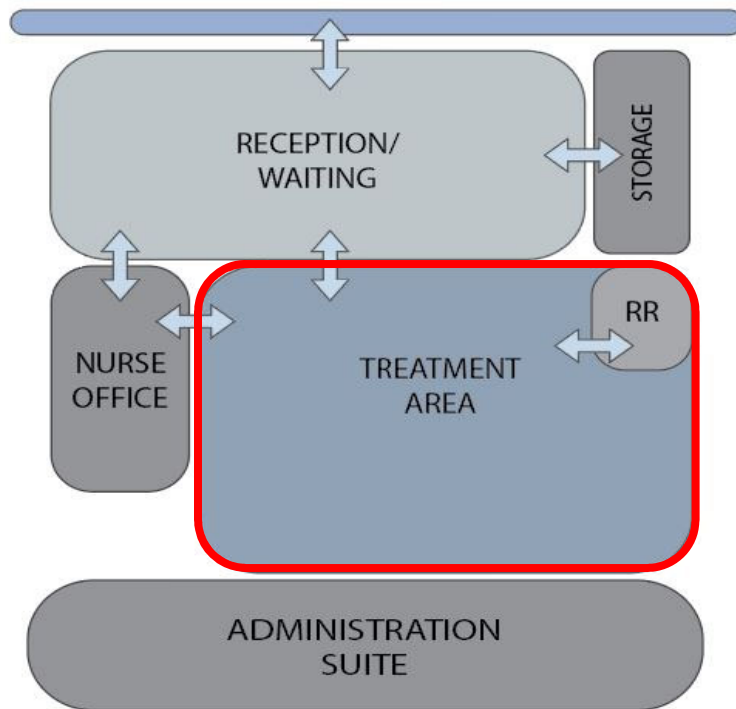
DESCRIPTION OF SPACE AND USES:

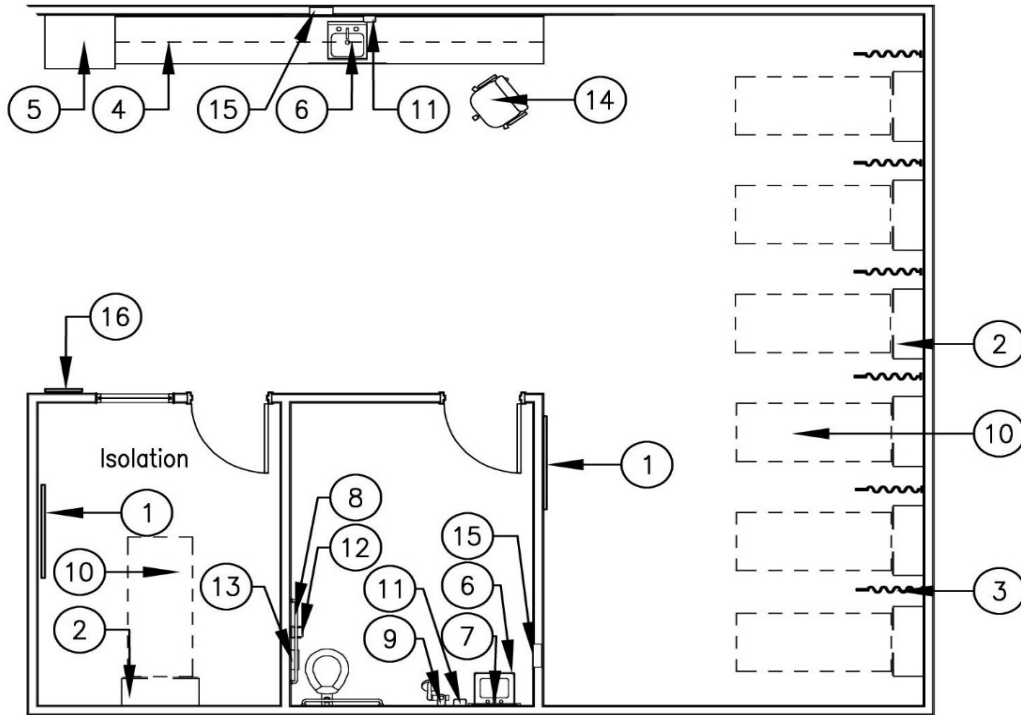
Clinic space to house area for six (6) cots and a separate isolation area with one cot, along with a single user restroom.

SPATIAL RELATIONSHIP:

Spaces to be adjacent to each other housed within the clinic area and with direct access to the nurse office.

RELATIONSHIP DIAGRAM





EQUIPMENT/FURNITURE

Furniture/Equipment	Tag No.	Notes	Qty.	Size	Comments
NOT IN CONTRACT / OWNER PROVIDED					
Markerboard	1		2	5' x 4'	
Overhead Cabinet	2		5		
Cubicle Curtains	3		4		
Upper & Lower Cabinet	4		2		
Refrigerator with Ice Maker	5		1		
Sink	6		2		
Mirror	7		1		
Grab Bars	8		2		
Handheld Shower	9		1		
Cots	10		4	30"D x 6'L	

						Treatment Area
Furniture/Equipment	Tag No.	Notes	Qty.	Size	Comments	
NOT IN CONTRACT / OWNER PROVIDED						
Soap Dispenser	11	Contractor installed	2			
Restroom Paper Dispenser	12	Contractor installed	1			
Feminine Napkin Disposal	13	Contractor installed	1			
Task Chair	14	Rolling	1			
Paper Towel Dispenser	15	Contractor installed	2			
Eye Chart	16		2			
Notes:						
<ol style="list-style-type: none"> 1. Allow 3'-6" to 4'-0" between cots. 2. Provide lights over each cot in treatment and isolation areas with individual switches. 3. Provide electrical outlet at each cot. 4. Electrical outlets for devices should be tied to emergency generator. 5. Provide direct line of sight from Nurse's office to cot area. 6. Prescription storage areas to be keyed independently of clinic keying systems. 						

PROGRAM SPACES

SPACES	Quantity:	Capacity	Area (SF):	Total (SF):	Comments:
Nurse's Office	1	1	150	150	Window(s) to view into waiting / treatment spaces.

PROGRAM DETAILS

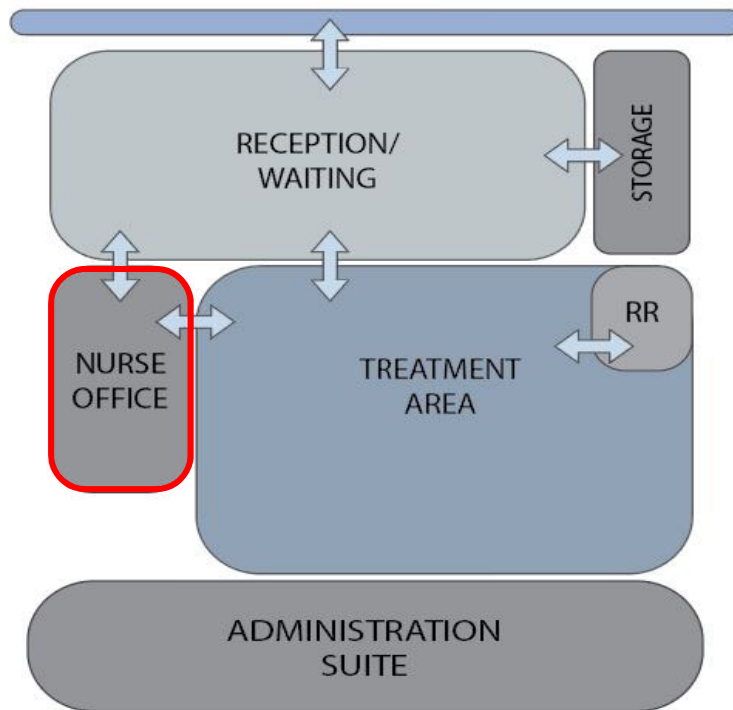
DESCRIPTION OF SPACE AND USES:

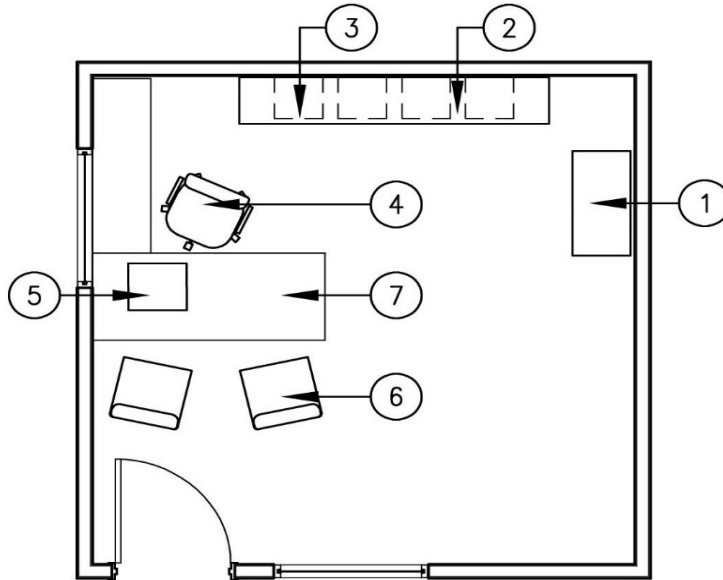
Hearing tests, teacher/parent conference space, and diagnosis.

SPATIAL RELATIONSHIP:

Must be located within Clinic adjacent to Treatment and Clinic Aide spaces.

RELATIONSHIP DIAGRAM





EQUIPMENT/FURNITURE

Furniture/Equipment	Tag No.	Notes	Qty.	Size	Comments
IN CONTRACT / CONTRACTOR PROVIDED					
Bookshelf	1		1		
Overhead Cabinets	2		2		
Vertical File Cabinet Drawers	3	Plastic Laminate Top	4		

Furniture/Equipment	Tag No.	Notes	Qty.	Size	Comments
NOT IN CONTRACT / OWNER PROVIDED					
Task Chair	4		1		
Clinic Tool Set	5		1		
Chair	6		2		
Desk	7	With return	1		

Notes:

1. Provide window(s) from Nurse Office into Treatment Areas/Clinic, with direct line of sight to cots.

PROGRAM SPACES

SPACES	Quantity:	Capacity	Area (SF):	Total (SF):	Comments:
Storage	1	1	50	50	

PROGRAM DETAILS

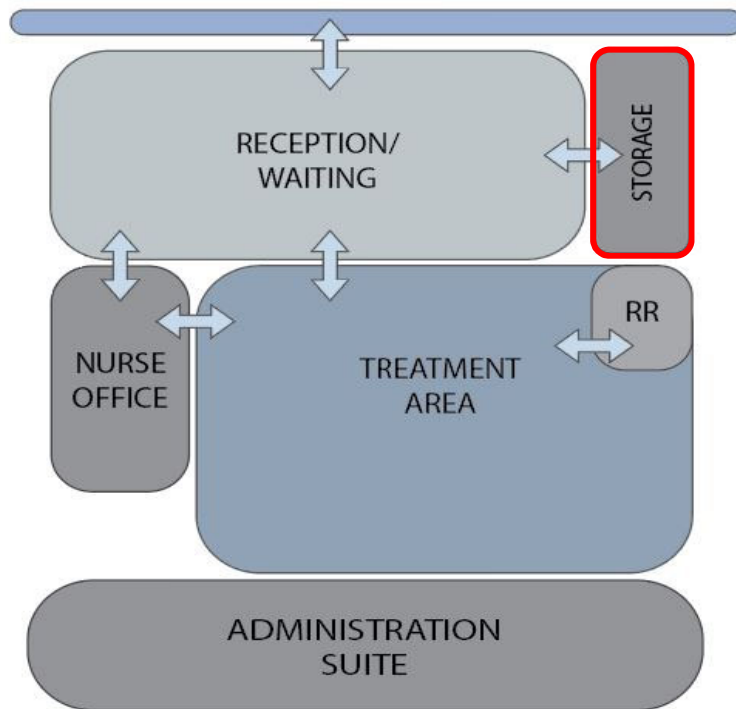
DESCRIPTION OF SPACE AND USES:

Storage space for clinic files, equipment and necessary supplies. Room for nurse's cart should also be provided.

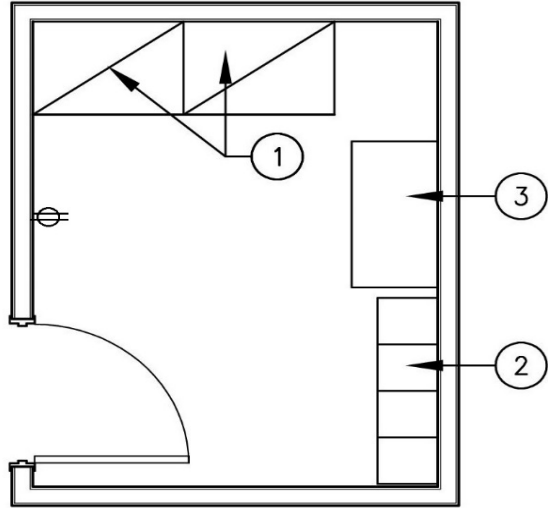
SPATIAL RELATIONSHIP:

Must be located within Clinic.

RELATIONSHIP DIAGRAM



Storage **Storage**
LAYOUT



EQUIPMENT/FURNITURE

Furniture/Equipment	Tag No.	Notes	Qty.	Size	Comments
IN CONTRACT / CONTRACTOR PROVIDED					
Metal Shelving	1		2	36" x 24" x 84"	
Vertical File Cabinet Drawers	2		4		

Furniture/Equipment	Tag No.	Notes	Qty.	Size	Comments
---------------------	---------	-------	------	------	----------

NOT IN CONTRACT / OWNER PROVIDED

Nurse Cart	3		1		

Notes:

1. Provide electrical outlets in storage for hearing equipment.
2. Provide clear floor area inside storage for a wheelchair and cart mounted hearing equipment.

Counseling Secretary / Reception Area

PROGRAM SPACES

SPACES	Quantity:	Capacity	Area (SF):	Total (SF):	Comments:
Counseling Secretary / Reception Area	1		300	300	

PROGRAM DETAILS

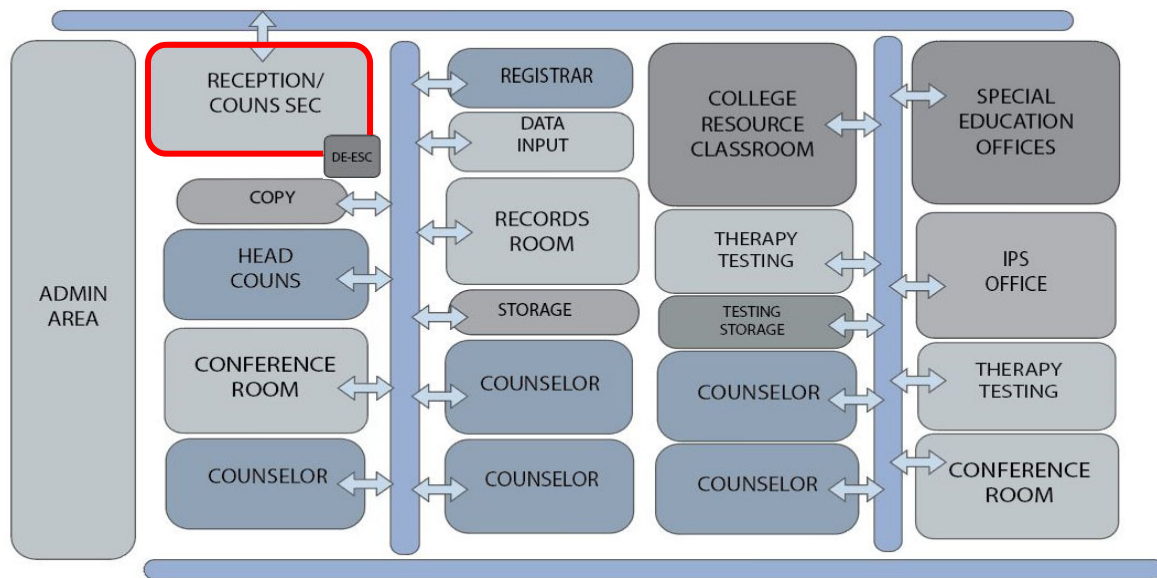
DESCRIPTION OF SPACE AND USES:

Waiting area for meetings with Counselors; schedule reviews and workspace for Counseling Secretary. This area must be very welcoming for students and parents with a calming color palette, and natural light.

SPATIAL RELATIONSHIP:

Locate within Counseling Suite

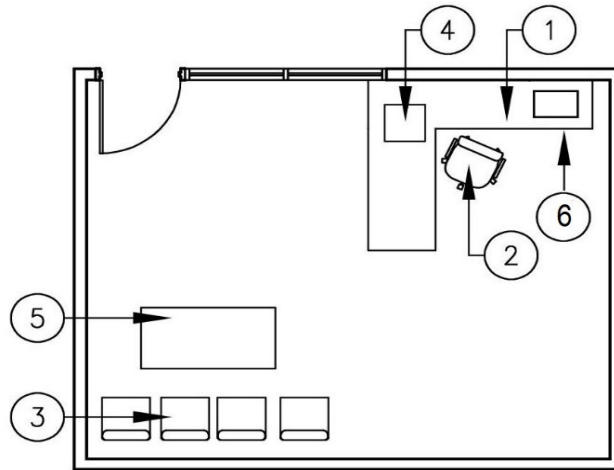
RELATIONSHIP DIAGRAM



Counseling Secretary / Reception Area

Counseling Secretary / Reception Area

LAYOUT



EQUIPMENT/FURNITURE

Furniture/Equipment	Tag No.	Notes	Qty.	Size	Comments
IN CONTRACT / CONTRACTOR PROVIDED					

Furniture/Equipment	Tag No.	Notes	Qty.	Size	Comments
---------------------	---------	-------	------	------	----------

NOT IN CONTRACT / OWNER PROVIDED

Desk	1	With return	1		
Task Chair	2		1		
Chair	3		4		
Office Tool Set	4		1		
Coffee Table	5		1		
Printer	6		1		

Notes:

Counselor's Office

PROGRAM SPACES

SPACES	Quantity:	Capacity	Area (SF):	Total (SF):	Comments:
Counselor's Office	6		200	1,200	One head counselor and five counselors. Confirm number of counselors prior to design.

PROGRAM DETAILS

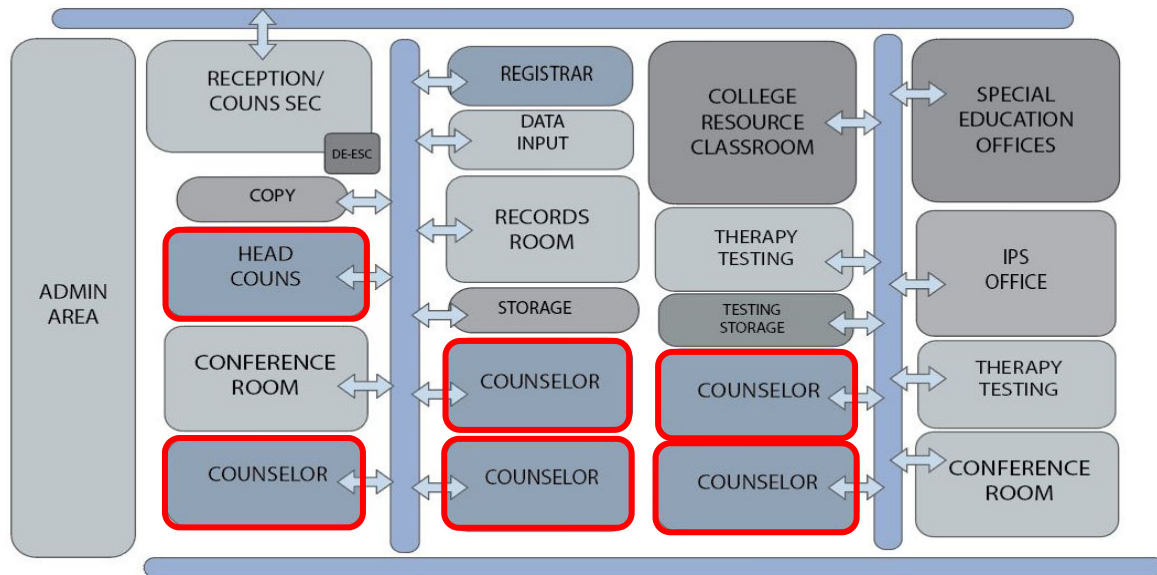
DESCRIPTION OF SPACE AND USES:

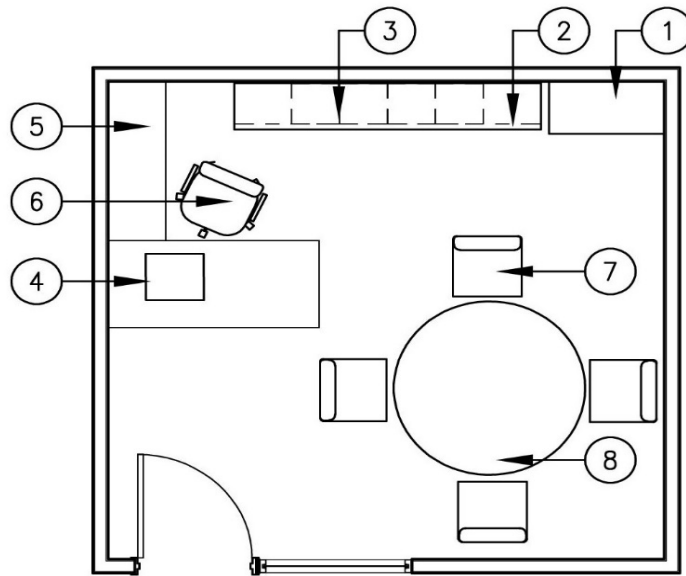
Office space for Counselors to meet with students and parents.

SPATIAL RELATIONSHIP:

Locate within Counseling Suite.

RELATIONSHIP DIAGRAM





EQUIPMENT/FURNITURE

Furniture/Equipment	Tag No.	Notes	Qty.	Size	Comments
---------------------	---------	-------	------	------	----------

IN CONTRACT / CONTRACTOR PROVIDED

Tall Open Shelving Unit	1		1	36" x 24" x 84"	
Upper Cabinets	2		2		
Lateral File Cabinet Drawers	3	Plastic laminate top	6		

Furniture/Equipment	Tag No.	Notes	Qty.	Size	Comments
---------------------	---------	-------	------	------	----------

NOT IN CONTRACT / OWNER PROVIDED

Office Tool Set	4		1		
Desk	5	With return	1		
Task Chair	6		1		
Chair	7		4		
Conference Table	8		1		

Notes:

Conference Room

PROGRAM SPACES

SPACES	Quantity:	Capacity	Area (SF):	Total (SF):	Comments:
Conference Room	2		300	600	

PROGRAM DETAILS

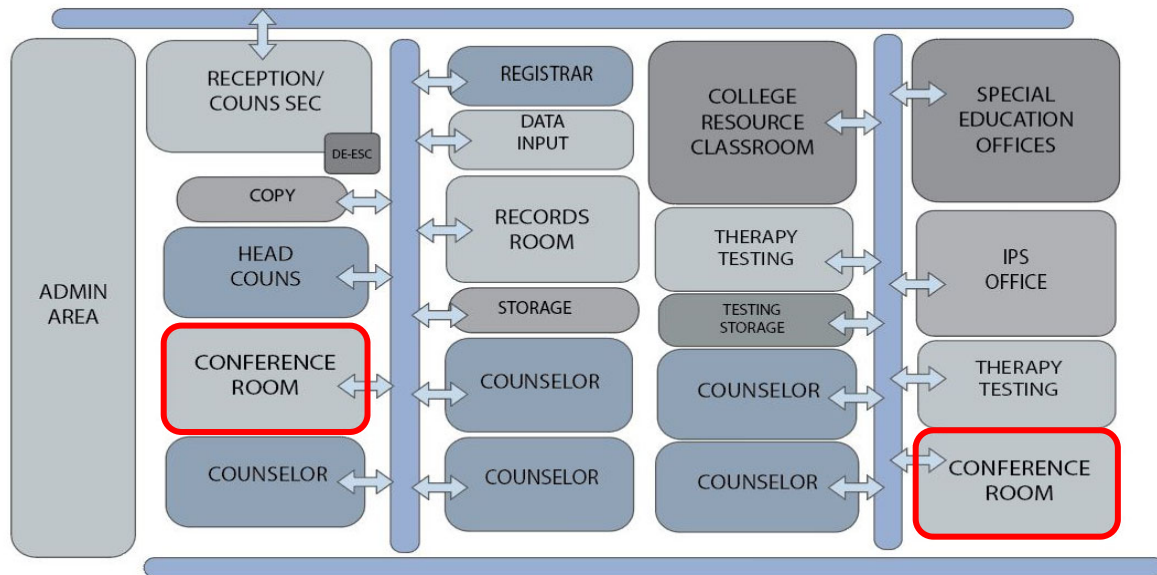
DESCRIPTION OF SPACE AND USES:

Conference room for counselor use and Admission, Review and Dismissal (ARD) meetings.

SPATIAL RELATIONSHIP:

Locate within Counseling Suite

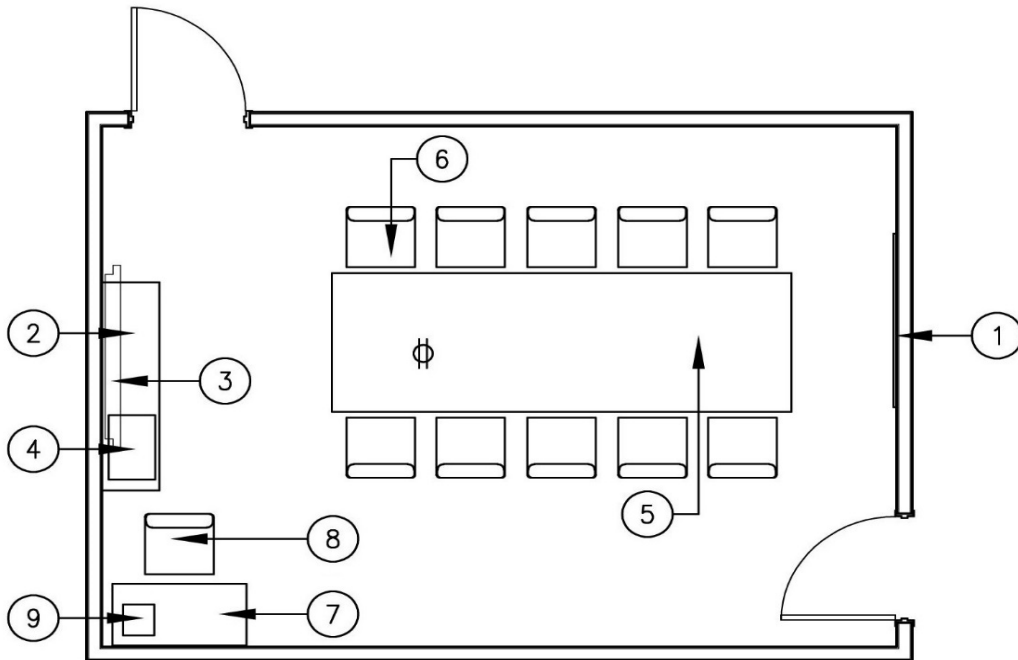
RELATIONSHIP DIAGRAM



Conference Room

Conference Room

LAYOUT



EQUIPMENT/FURNITURE

Furniture/Equipment	Tag No.	Notes	Qty.	Size	Comments
IN CONTRACT / CONTRACTOR PROVIDED					
Markerboard	1		1	5' x 10'	
Credenza	2		1		
Projection Device	3		1		
NOT IN CONTRACT / OWNER PROVIDED					
Large Conference Tool Set	4		1		
Conference Table	5	Power in floor	1		
Chair	6		10		
Desk	7	For ARD meetings	1		
Task Chair	8	For ARD meetings	1		
Printer	9	For ARD meetings	1		

Notes:

1. Floor outlet to be provided for conference table. Coordinate with furniture supplier.

Special Education Office

PROGRAM SPACES

SPACES	Quantity:	Capacity	Area (SF):	Total (SF):	Comments:
Special Education Office	1	1	600	600	Large group space for special programs

PROGRAM DETAILS

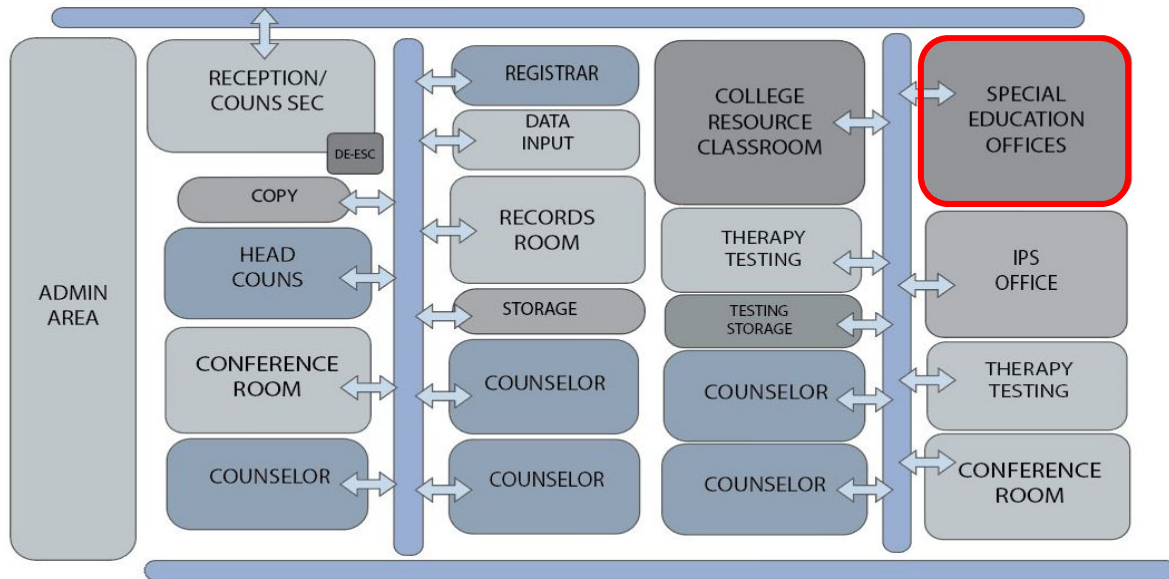
DESCRIPTION OF SPACE AND USES:

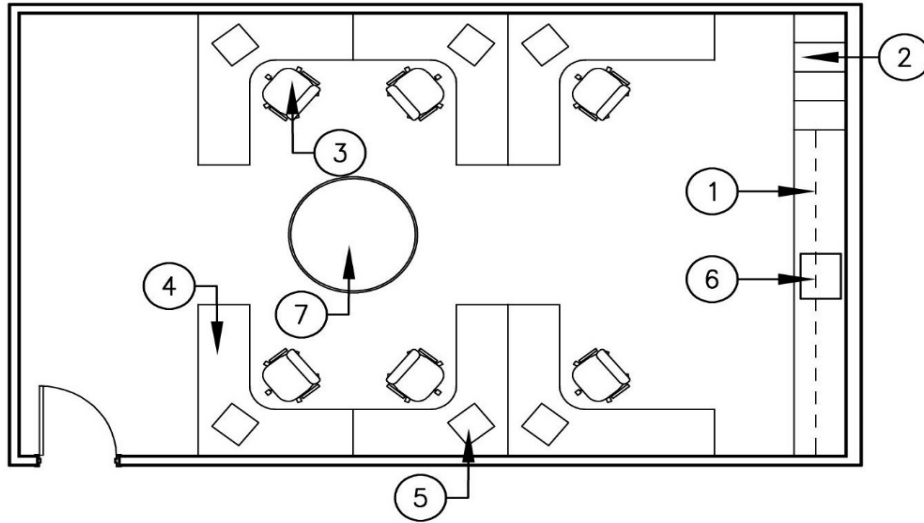
Office space for Campus Compliance Coordinator (CCC), Diagnostician, Licensed Specialist in School Psychology (LSSP), and Speech Language Path (SLP) to meet with staff, students and parents.

SPATIAL RELATIONSHIP:

May be located in the Specialized Classroom wing with access to Special Education.

RELATIONSHIP DIAGRAM





EQUIPMENT/FURNITURE

Furniture/Equipment	Tag No.	Notes	Qty.	Size	Comments
---------------------	---------	-------	------	------	----------

IN CONTRACT / CONTRACTOR PROVIDED

Upper and Lower Cabinets	1				
Vertical File Cabinets	2		4		

Furniture/Equipment	Tag No.	Notes	Qty.	Size	Comments
---------------------	---------	-------	------	------	----------

NOT IN CONTRACT / OWNER PROVIDED

Task Chair	3		6		
Desk	4	With return	6		
Office Tool Set	5		6		
Printer	6	Shared	1		
Conference Table	7	Round	1		

Notes:

Therapy Testing

PROGRAM SPACES

SPACES	Quantity:	Capacity	Area (SF):	Total (SF):	Comments:
Therapy Testing	2		150	300	

PROGRAM DETAILS

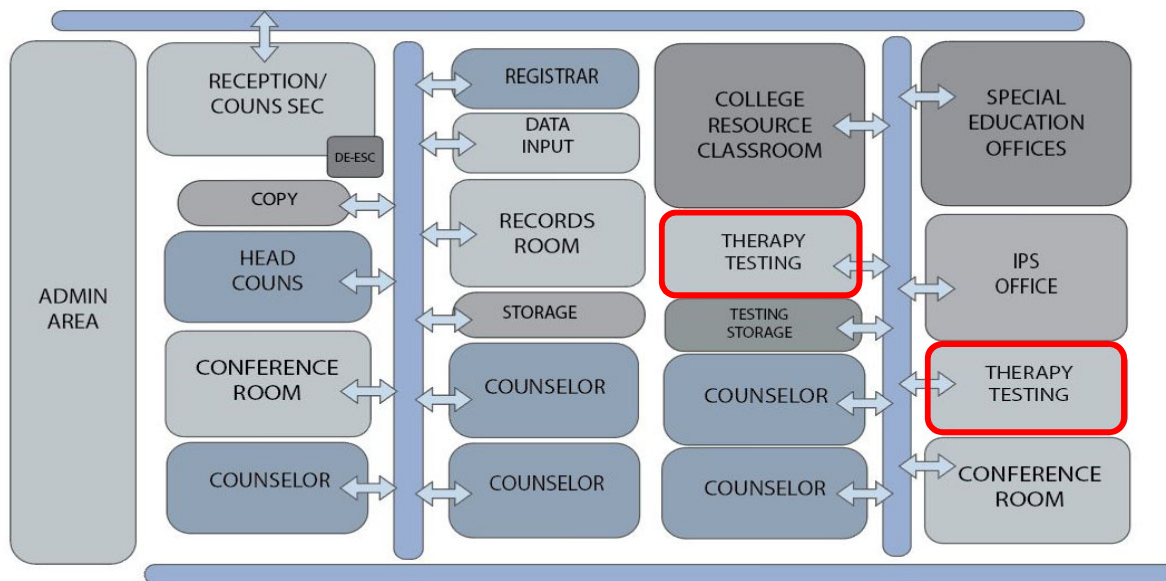
DESCRIPTION OF SPACE AND USES:

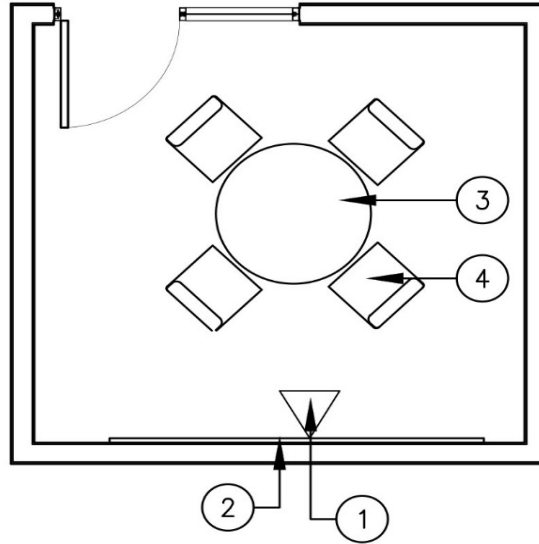
Conference rooms for Campus Compliance Coordinator (CCC), Diagnostician, Licensed Specialist in School Psychology (LSSP), and Speech Language Path (SLP) to meet with students and/or parents and for therapy testing.

SPATIAL RELATIONSHIP:

Adjacent to each other and close to Special Education offices.

RELATIONSHIP DIAGRAM





EQUIPMENT/FURNITURE

Furniture/Equipment	Tag No.	Notes	Qty.	Size	Comments
IN CONTRACT / CONTRACTOR PROVIDED					
Markerboard	1		1	4' x 4'	
Instructional Display Technology	2		1		

Furniture/Equipment	Tag No.	Notes	Qty.	Size	Comments
NOT IN CONTRACT / OWNER PROVIDED					
Conference Table	3		1		
Chairs	4		5		

Notes:

Testing Storage

PROGRAM SPACES

SPACES	Quantity:	Capacity	Area (SF):	Total (SF):	Comments:
Testing Storage	1	N/A	160	160	Room to have card reader access/ secure.

PROGRAM DETAILS

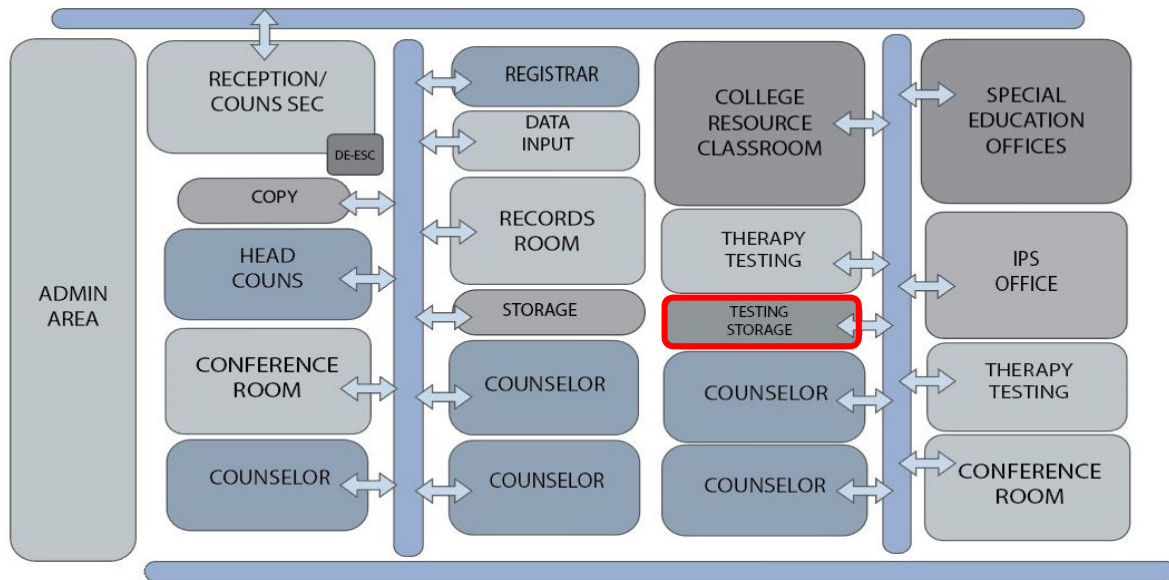
DESCRIPTION OF SPACE AND USES:

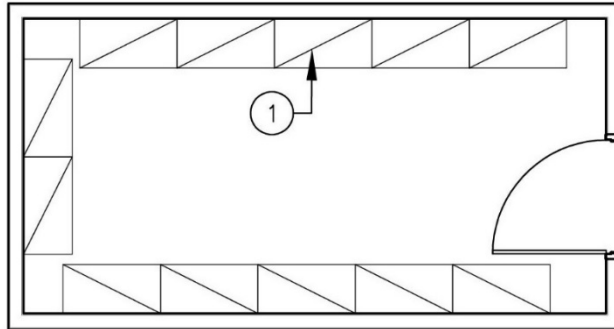
Storage space for standardized testing materials.

SPATIAL RELATIONSHIP:

Located close to IPS office.

RELATIONSHIP DIAGRAM





EQUIPMENT/FURNITURE

Furniture/Equipment	Tag No.	Notes	Qty.	Size	Comments
---------------------	---------	-------	------	------	----------

IN CONTRACT / CONTRACTOR PROVIDED

Metal Shelving	1	Line walls with shelves		36" x 24" x 84"	

Furniture/Equipment	Tag No.	Notes	Qty.	Size	Comments
---------------------	---------	-------	------	------	----------

NOT IN CONTRACT / OWNER PROVIDED

Notes:

1. Room to be 1 hour rated.

PROGRAM SPACES

SPACES	Quantity:	Capacity	Area (SF):	Total (SF):	Comments:
IPS Office	1		600	600	

PROGRAM DETAILS

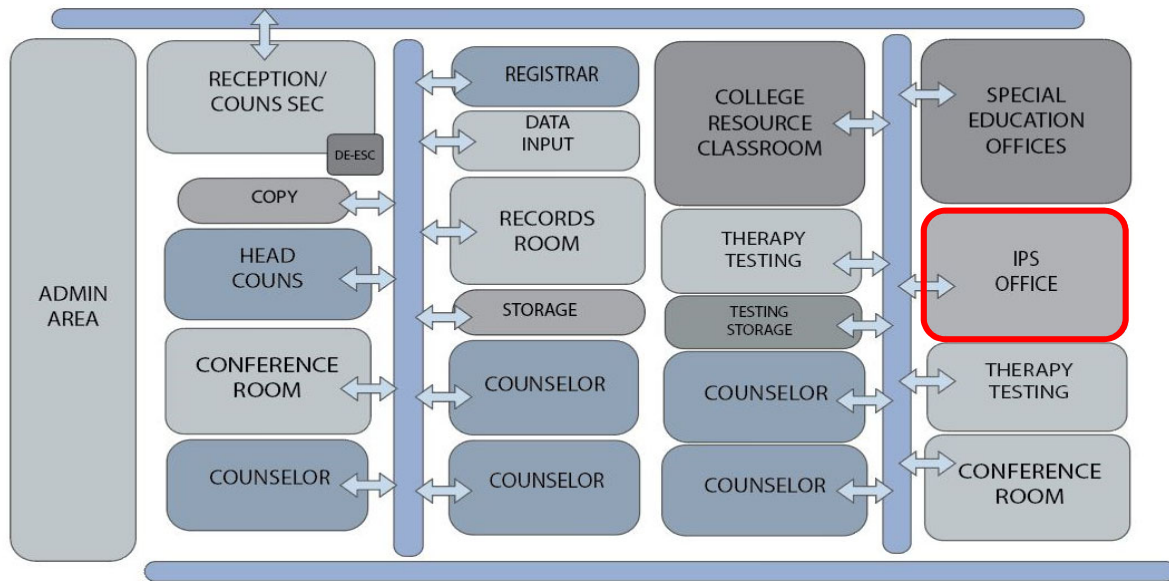
DESCRIPTION OF SPACE AND USES:

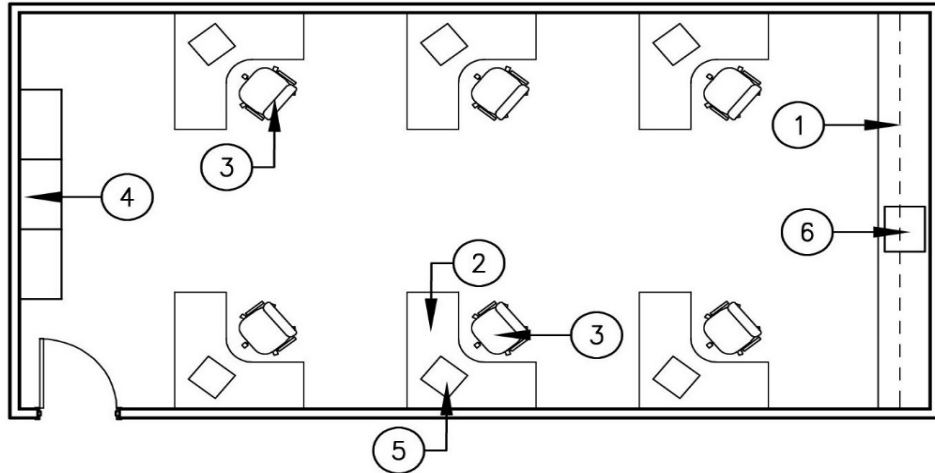
Office space for Itinerant Professionals.

SPATIAL RELATIONSHIP:

To be located adjacent to Specialized Classrooms and close by Special Education offices.

RELATIONSHIP DIAGRAM





EQUIPMENT/FURNITURE

Furniture/Equipment	Tag No.	Notes	Qty.	Size	Comments
IN CONTRACT / CONTRACTOR PROVIDED					
Upper and Lower Cabinets	1				

Furniture/Equipment	Tag No.	Notes	Qty.	Size	Comments
NOT IN CONTRACT / OWNER PROVIDED					
Desk	2	With return	6		
Task Chair	3		6		
File Cabinets	4		3		
Office Tool Set	5		6		
Printer	6	Shared	1		

Notes:

PROGRAM SPACES

SPACES	Quantity:	Capacity	Area (SF):	Total (SF):	Comments:
Data Input Office	1		150	150	

PROGRAM DETAILS

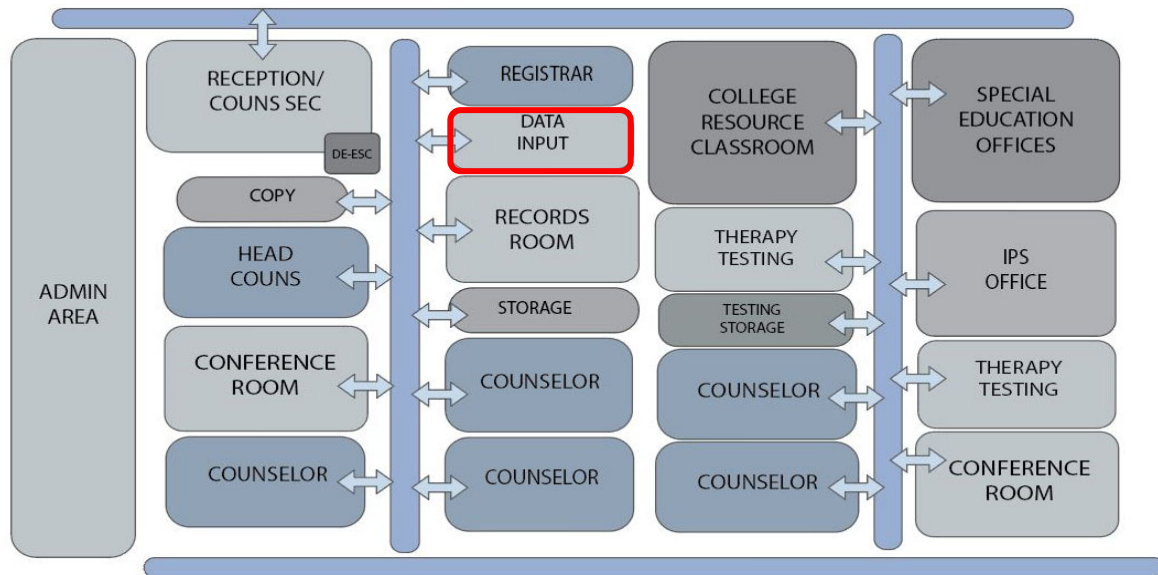
DESCRIPTION OF SPACE AND USES:

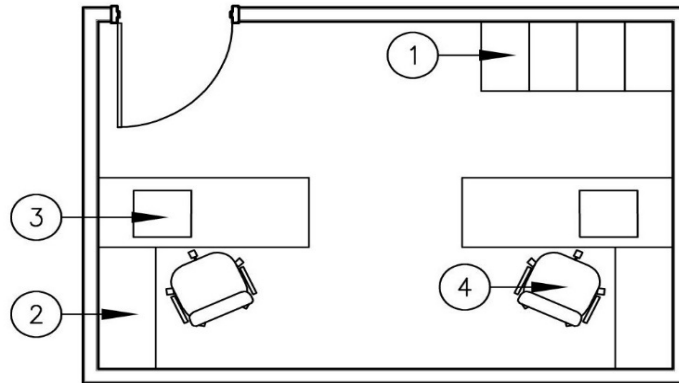
Registrar duties, data entry.

SPATIAL RELATIONSHIP:

Locate within Counseling Suite

RELATIONSHIP DIAGRAM





EQUIPMENT/FURNITURE

Furniture/Equipment	Tag No.	Notes	Qty.	Size	Comments
---------------------	---------	-------	------	------	----------

IN CONTRACT / CONTRACTOR PROVIDED

Vertical File Cabinets	1		4		

Furniture/Equipment	Tag No.	Notes	Qty.	Size	Comments
---------------------	---------	-------	------	------	----------

NOT IN CONTRACT / OWNER PROVIDED

Desk	2	With return	2		
Office Tool Set	3		2		
Task Chair	4		2		

Notes:

Counseling De-escalation Area

PROGRAM SPACES

SPACES	Quantity:	Capacity	Area (SF):	Total (SF):	Comments:
Counseling De-escalation Area	1		60	60	

PROGRAM DETAILS

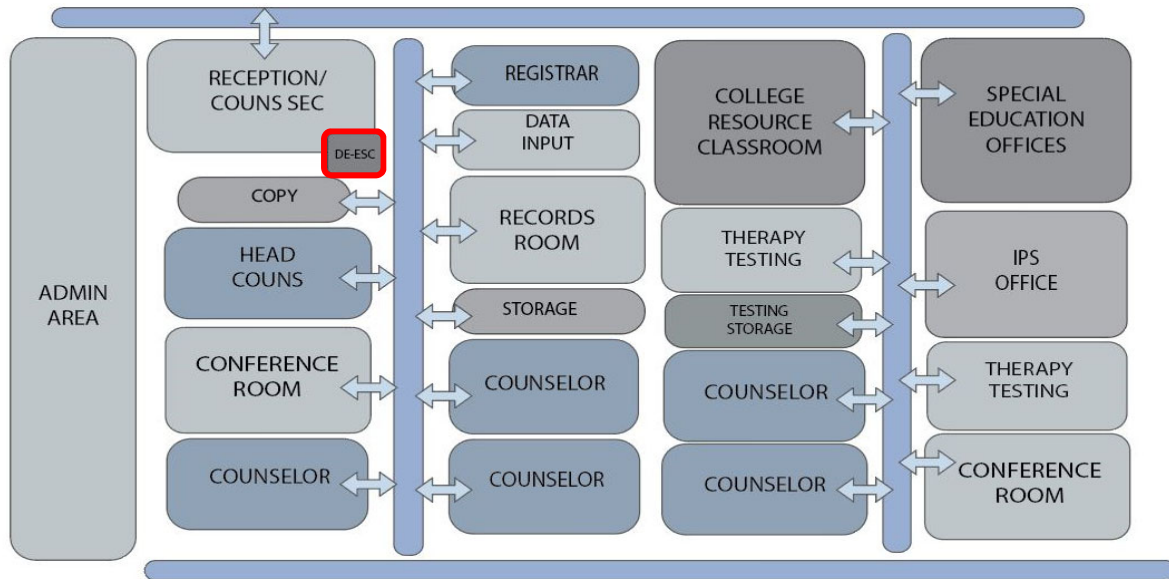
DESCRIPTION OF SPACE AND USES:

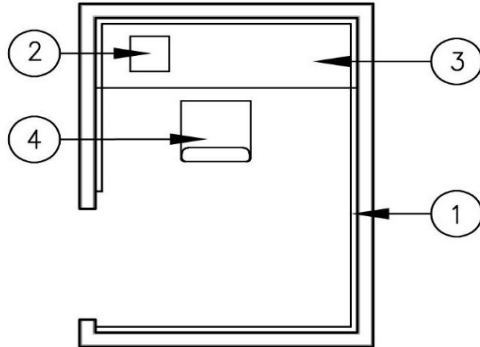
Calming area, space to de-escalate students.

SPATIAL RELATIONSHIP:

Locate adjacent to Reception space.

RELATIONSHIP DIAGRAM





EQUIPMENT/FURNITURE

Furniture/Equipment	Tag No.	Notes	Qty.	Size	Comments
IN CONTRACT / CONTRACTOR PROVIDED					
High Impact Acoustical Panels	1	Line walls			
Speakers for Music	2		1		

Furniture/Equipment	Tag No.	Notes	Qty.	Size	Comments
NOT IN CONTRACT / OWNER PROVIDED					
Desk	3		1		
Chair	4		1		

Notes:

Records Room

PROGRAM SPACES

SPACES	Quantity:	Capacity	Area (SF):	Total (SF):	Comments:
Records Room	1		400	400	

PROGRAM DETAILS

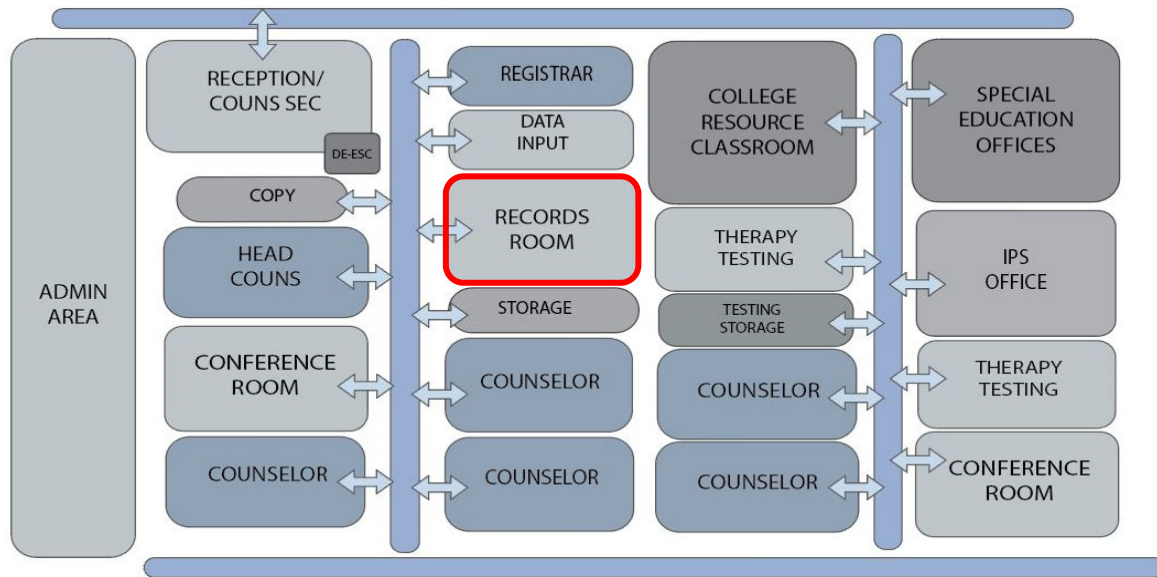
DESCRIPTION OF SPACE AND USES:

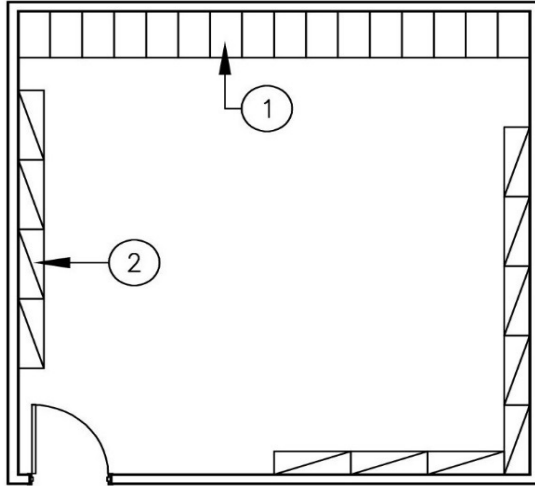
Storage of student records.

SPATIAL RELATIONSHIP:

Locate within Counseling Suite.

RELATIONSHIP DIAGRAM





EQUIPMENT/FURNITURE

Furniture/Equipment	Tag No.	Notes	Qty.	Size	Comments
---------------------	---------	-------	------	------	----------

IN CONTRACT / CONTRACTOR PROVIDED

Vertical File Cabinets	1		16		
Metal Shelving	2		12	36" x 24" x 84"	

Furniture/Equipment	Tag No.	Notes	Qty.	Size	Comments
---------------------	---------	-------	------	------	----------

NOT IN CONTRACT / OWNER PROVIDED

Notes:

Counseling Copy Area

PROGRAM SPACES

SPACES	Quantity:	Capacity	Area (SF):	Total (SF):	Comments:
Counseling Copy Area	1		150	150	

PROGRAM DETAILS

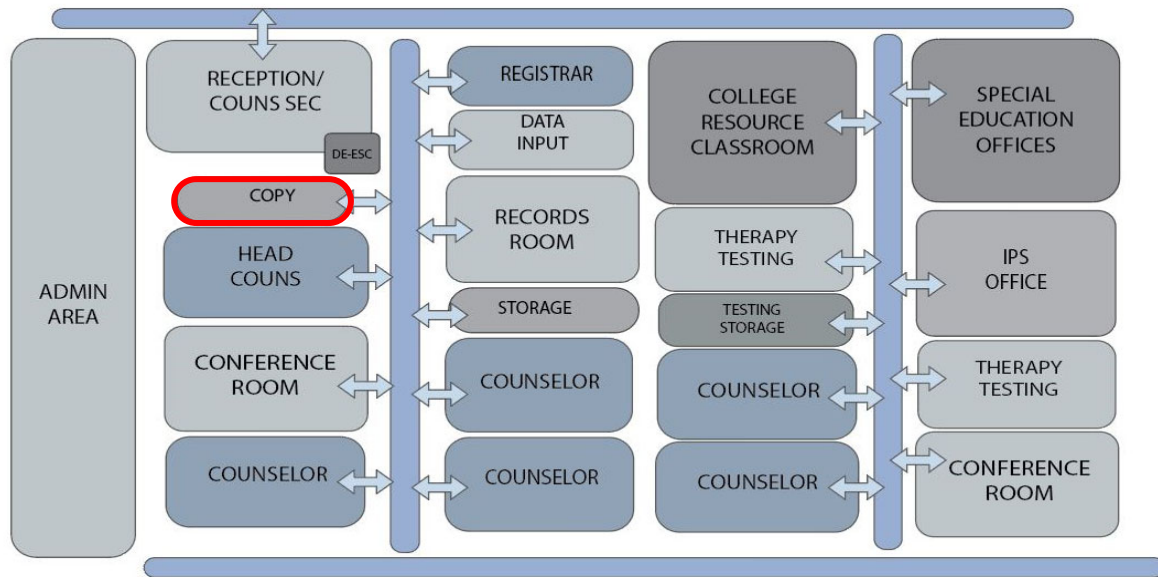
DESCRIPTION OF SPACE AND USES:

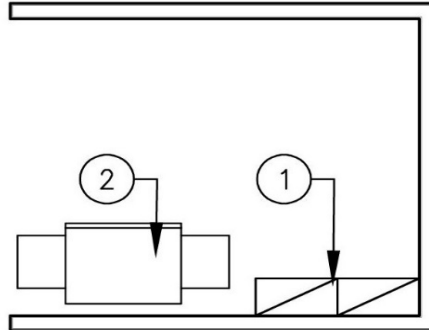
Area for copying and paper supply storage.

SPATIAL RELATIONSHIP:

Locate within Counseling Suite

RELATIONSHIP DIAGRAM





EQUIPMENT/FURNITURE

Furniture/Equipment	Tag No.	Notes	Qty.	Size	Comments
---------------------	---------	-------	------	------	----------

IN CONTRACT / CONTRACTOR PROVIDED

Metal Shelving	1		2	36" x 24" x 84"	

Furniture/Equipment	Tag No.	Notes	Qty.	Size	Comments
---------------------	---------	-------	------	------	----------

NOT IN CONTRACT / OWNER PROVIDED

Copier	2		1		

Notes:

College Resource Classroom

PROGRAM SPACES

SPACES	Quantity:	Capacity	Area (SF):	Total (SF):	Comments:
College Resource Classroom	1		900	900	

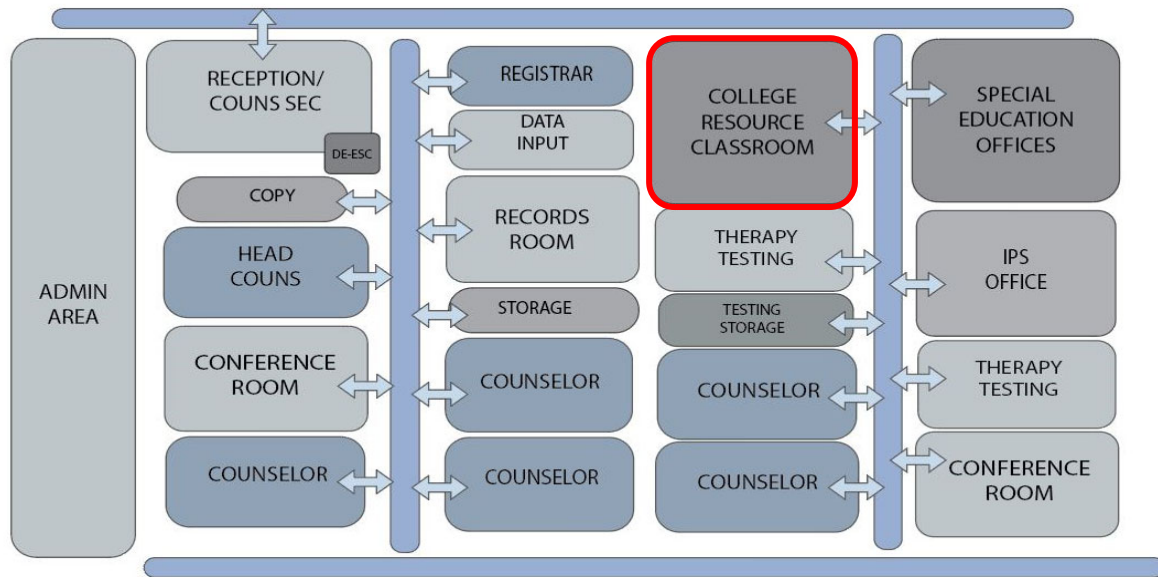
PROGRAM DETAILS

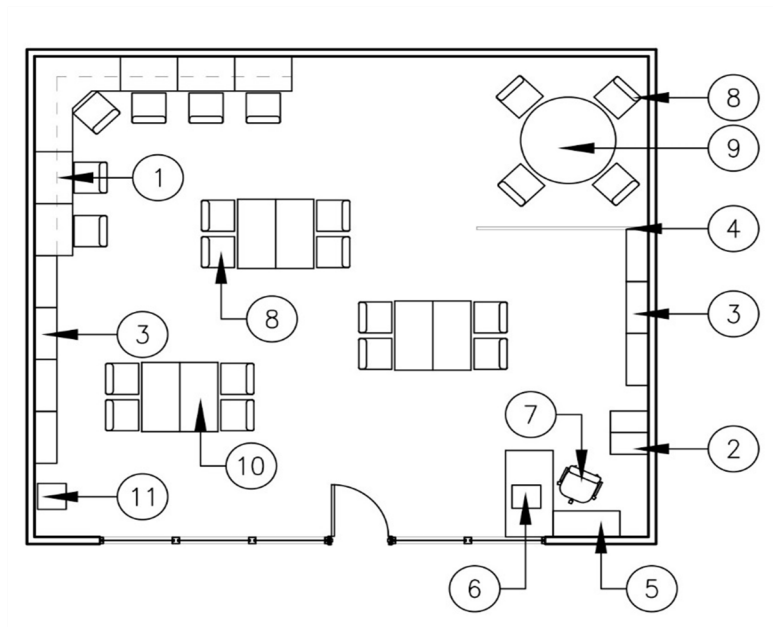
DESCRIPTION OF SPACE AND USES:

SPATIAL RELATIONSHIP:

Locate within Counseling Suite

RELATIONSHIP DIAGRAM





EQUIPMENT/FURNITURE

Furniture/Equipment	Tag No.	Notes	Qty.	Size	Comments
---------------------	---------	-------	------	------	----------

IN CONTRACT / CONTRACTOR PROVIDED

Student Carrels	1	With kneespaces	6		
File Cabinet	2		2		
Bookshelf	3	College catalog displays	7		
Glass Partition	4		1		

Furniture/Equipment	Tag No.	Notes	Qty.	Size	Comments
---------------------	---------	-------	------	------	----------

NOT IN CONTRACT / OWNER PROVIDED

Desk	5	With return	1		
Teacher Tool Set	6		1		
Task Chair	7		1		
Student Chair	8		22		
Table	9	Round	1		
Student Tables	10		6		
Student Devices Cart	11		1		

Notes:

Registrar Office

PROGRAM SPACES

SPACES	Quantity:	Capacity	Area (SF):	Total (SF):	Comments:
Registrar Office	1		150	150	

PROGRAM DETAILS

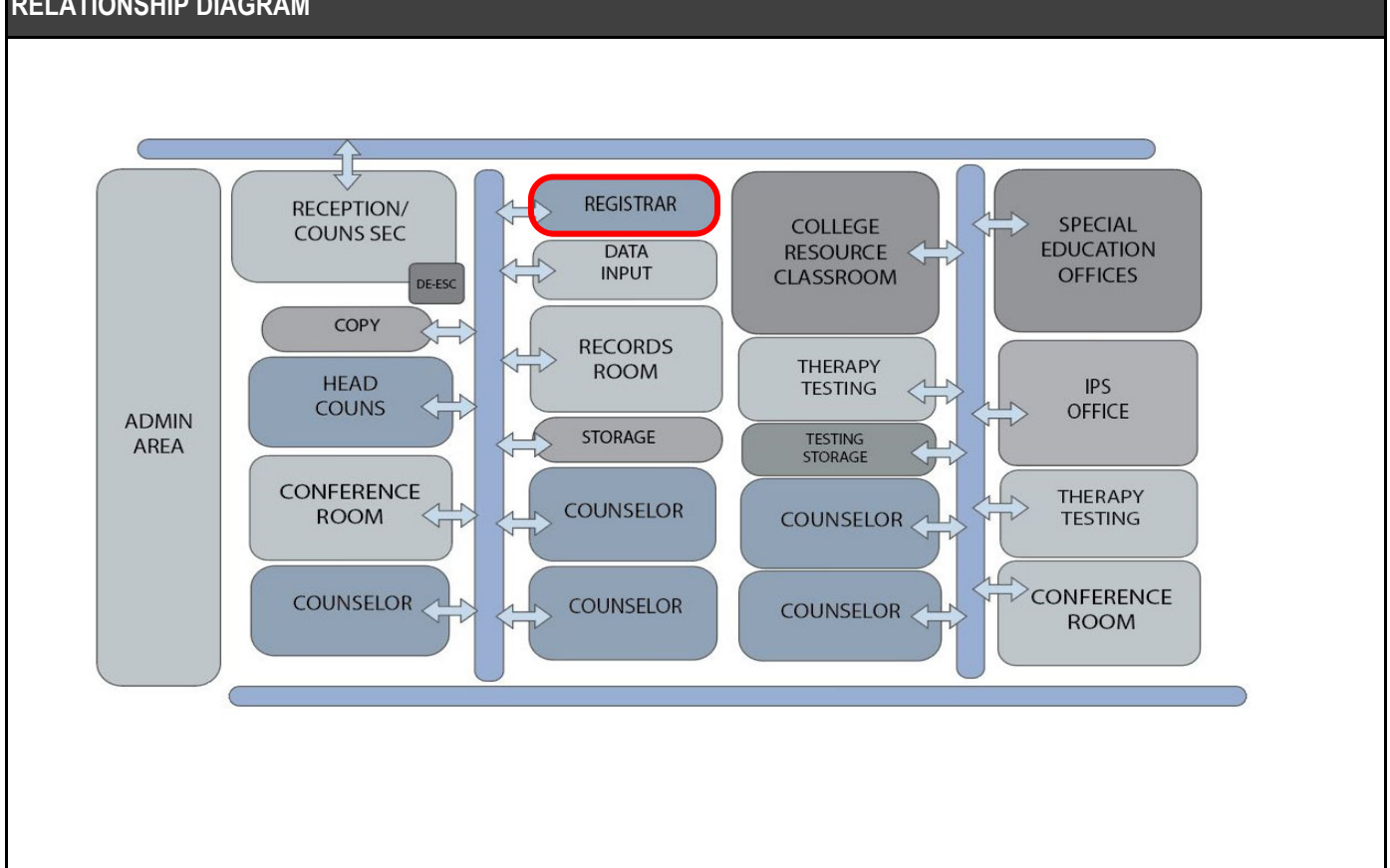
DESCRIPTION OF SPACE AND USES:

Registering of students and administrative duties.

SPATIAL RELATIONSHIP:

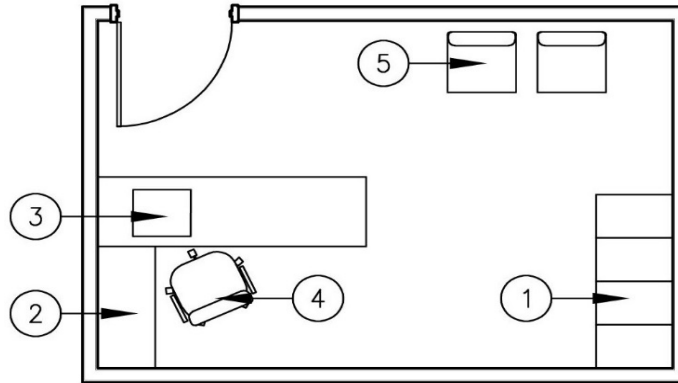
Locate within Counseling Suite

RELATIONSHIP DIAGRAM



Registrar Office

Registrar Office **LAYOUT**



EQUIPMENT/FURNITURE

Furniture/Equipment	Tag No.	Notes	Qty.	Size	Comments
---------------------	---------	-------	------	------	----------

IN CONTRACT / CONTRACTOR PROVIDED

Vertical File Cabinets	1		4		

Furniture/Equipment	Tag No.	Notes	Qty.	Size	Comments
---------------------	---------	-------	------	------	----------

NOT IN CONTRACT / OWNER PROVIDED

Desk	2	With return	1		
Office Tool Set	3		1		
Task Chair	4		1		
Chair	5		2		

Notes:

Counseling Storage

PROGRAM SPACES

SPACES	Quantity:	Capacity	Area (SF):	Total (SF):	Comments:
Counseling Storage	1		100	100	

PROGRAM DETAILS

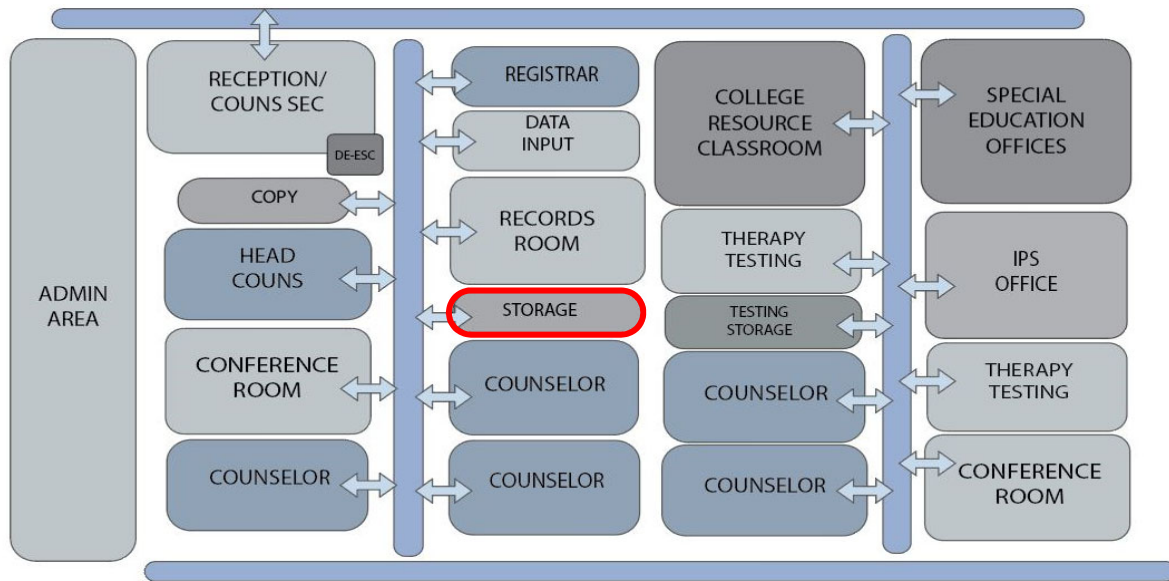
DESCRIPTION OF SPACE AND USES:

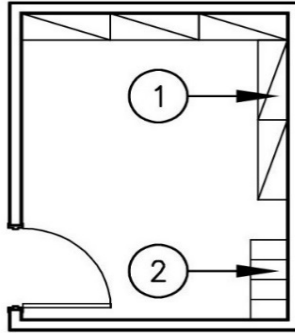
Storage space for records and other counseling files.

SPATIAL RELATIONSHIP:

Located in the Counseling Suite.

RELATIONSHIP DIAGRAM





EQUIPMENT/FURNITURE

Furniture/Equipment	Tag No.	Notes	Qty.	Size	Comments
IN CONTRACT / CONTRACTOR PROVIDED					
Metal Shelving	1		5	36" x 24" x 84"	
Vertical Files	2		4		

Furniture/Equipment	Tag No.	Notes	Qty.	Size	Comments
NOT IN CONTRACT / OWNER PROVIDED					

Notes:



ACADEMIC CLASSROOMS



1. PROGRAM DESCRIPTION

Housing mostly general classrooms, this area of the high school is a learning hub for the campus. Core classrooms housed in this area will be English Language Arts, Math, Social Studies and Science housed in interdisciplinary grade level communities for 9th, 10th, 11th and 12th grades as well as Special Education.

Each grade level community will include support spaces such as restrooms, storage rooms, IPS rooms, PLC rooms and departmental workrooms. In addition, a STEM lab and a Multi-Purpose Lab will be included for grade level use. Also provided will be a large grade level commons that will provide space for collaboration and makerspace/team activities. The collaboration space should be flexible and include assorted settings, including a quiet space for independent study or project work.

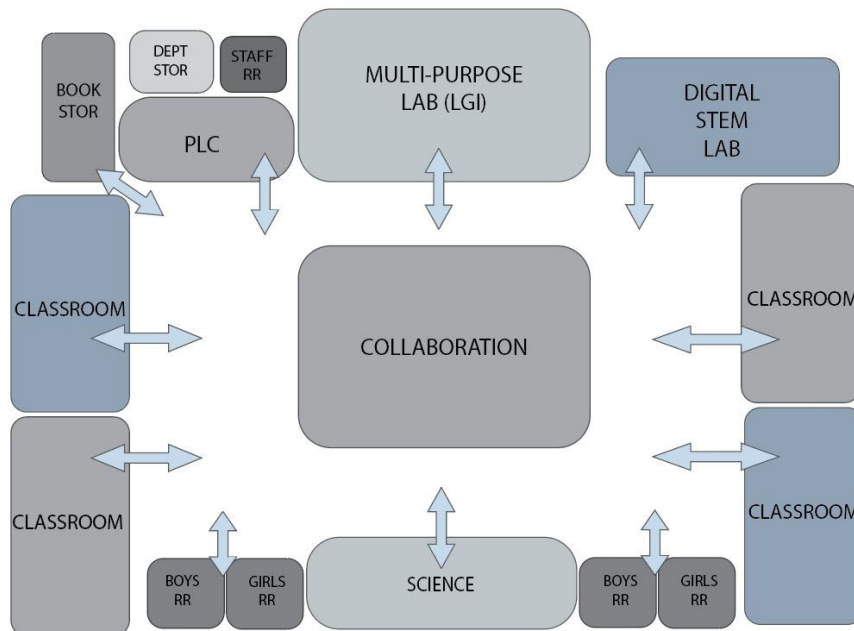
Additional classrooms to be included adjacent to the grade level communities are Foreign Language, Speech, Health, Journalism, and Publication classrooms.

Folding partitions/walls between all classrooms allow flexibility to the classrooms as they allow for large group instruction and team teaching. In addition, transparency to the grade level commons allows for the class areas to spill out into the space, encouraging collaboration, team work and individual work.

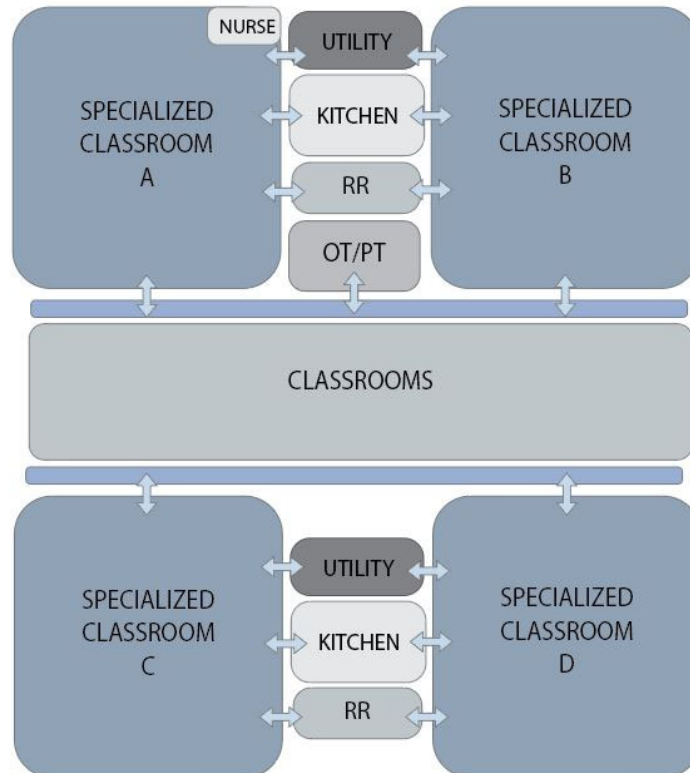
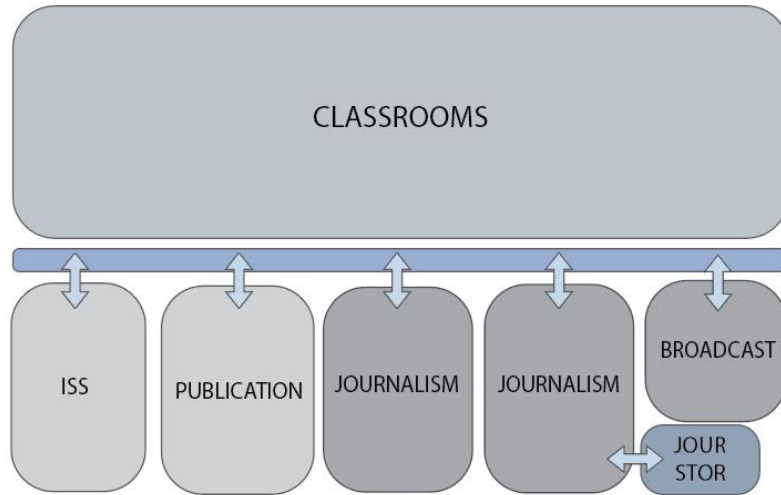


Specialized learning and instruction classrooms where life/coping skills and basic academics are taught should be located close to the classrooms areas. Classrooms A to D are equipped to instruct medically fragile students, while Classrooms E and F are for special needs (education) students. Special consideration should be paid to each different type of space according to the descriptions included in the Educational Specifications.

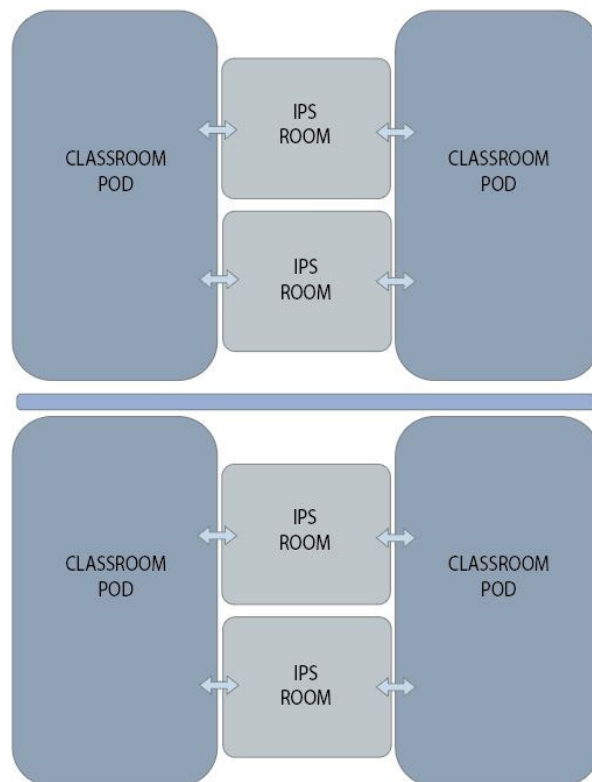
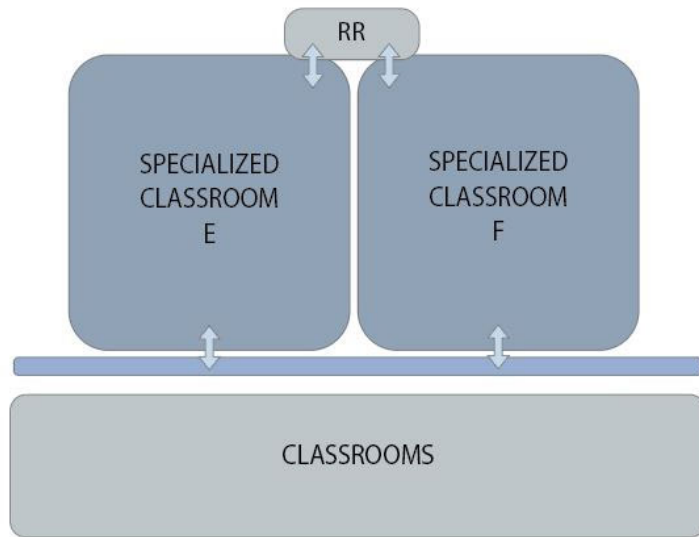
2. SPATIAL RELATIONSHIPS & ADJACENCIES



ACADEMIC CLASSROOMS



ACADEMIC CLASSROOMS



ACADEMIC CLASSROOMS

3. PROGRAM OF SPACE

Space/Function	Qty	SF	TOTAL SF	
ACADEMIC CLASSROOMS				
Academics				
Classrooms	65	800	52,000	
Publication	1	800	800	
Journalism Classroom	2	900	1,800	
Journalism Storage	1	100	100	
Broadcast Room	1	200	200	
Science Labs	18	1,700	30,600	
Science Prep Room/Storage	9	400	3,600	
Digital STEM Labs	4	1,000	4,000	
Digital STEM Lab Storage	4	80	320	
Multi-Purpose Lab (LGI)	4	1,500	6,000	One per grade level
ISS Classroom	1	800	800	
PLC	4	500	2,000	One per grade level
Book Storage	2	500	1,000	One per floor
Collaboration	4	1,600	6,400	One per grade level
Department Storage	4	150	600	One per grade level
Student Restrooms	8	250	2,000	One each (boy/girl) per grade level
Unisex Staff Restroom	4	60	240	One per grade level
ACADEMIC CLASSROOMS SUBTOTAL:			112,460	SF
Special Education				
Specialized Classrooms A-D	4	1,200	4,800	
Specialized Classrooms E-F	2	850	1,700	Upstairs w/restroom
Instructional Pull-Out Space (IPS)	12	600	7,200	Located within Academic Wing
OT/PT Motor Lab	1	450	450	
Utility Room	2	250	500	Between Classrooms A-D
Kitchenette	2	250	500	Between Classrooms A-D
Specialized Classroom RR	3	200	600	
SPECIAL CLASSROOMS SUBTOTAL:			15,750	

ACADEMIC CLASSROOMS

4. FINISHES

	Walls				Floor			Ceiling		REMARKS
	Impact Resistant	Tile	Painted Gypsum	Painted CMU	Hard Surface	Sealed Concrete	Tile	2x2 Acoustical Lay-In	Exposed	
ACADEMIC CLASSROOMS										
Academics										
Classrooms	X				X			X		
Publication	X				X			X		
Journalism Classroom	X				X			X		
Journalism Storage	X				X			X		
Broadcast Room	X				X			X		
Science Labs	X				X			X		
Science Prep Room/Storage	X				X			X		
Health Care Science	X				X			X		
Digital STEM Labs	X				X			X		
Multi-Purpose Lab (LGI)	X				X			X		
ISS Classroom	X				X			X		
Book Storage			X		X			X		
PLC	X				X			X		
Collaboration	X				X			X		
Department Storage			X		X			X		
Student Restrooms		X					X	X		
Unisex Staff Restroom		X					X	X		
Corridors	X				X			X		
Special Education										
Specialized Classrooms	X				X			X		
OT/PT Motor Lab	X				X			X		
IPS Classrooms	X				X			X		
Utility Room		X					X	X		
Kitchenette		X					X	X		
Specialized Classroom RR		X					X	X		
Corridors	X				X				X	

Classrooms

PROGRAM SPACES

SPACES	Quantity:	Capacity	Area (SF):	Total (SF):	Comments:
Classrooms	65	25	800	52,000	

PROGRAM DETAILS

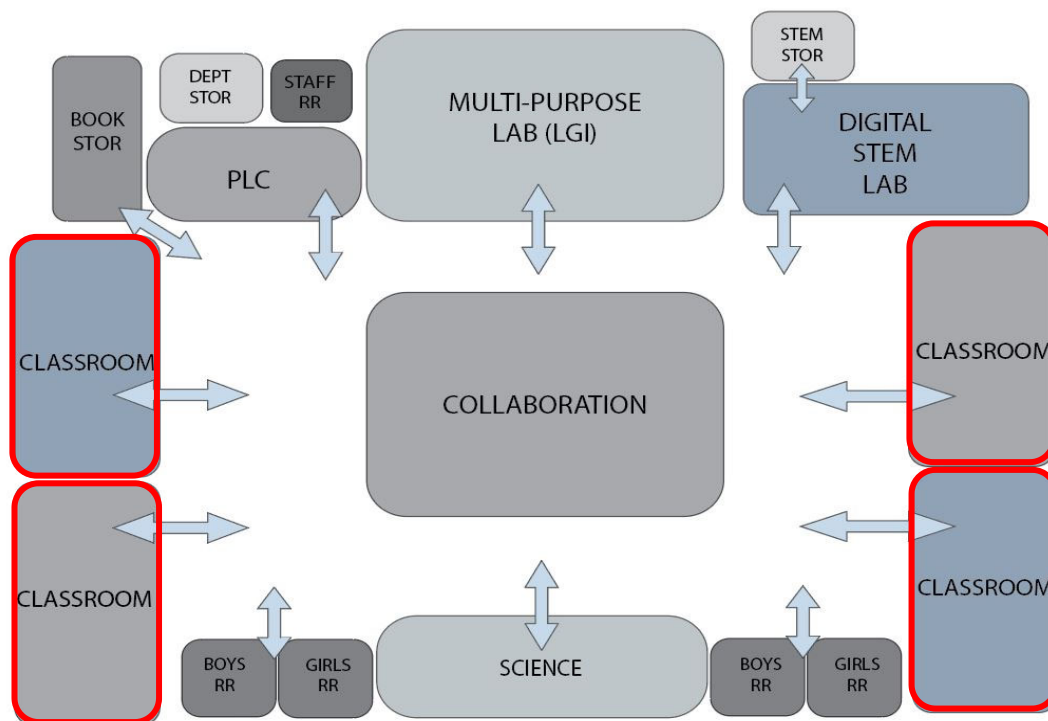
DESCRIPTION OF SPACE AND USES:

Classrooms for daily instruction. Learning activities listed below.

SPATIAL RELATIONSHIP:

Locate appropriate number of classrooms per grade level in each grade level classroom wing.

RELATIONSHIP DIAGRAM



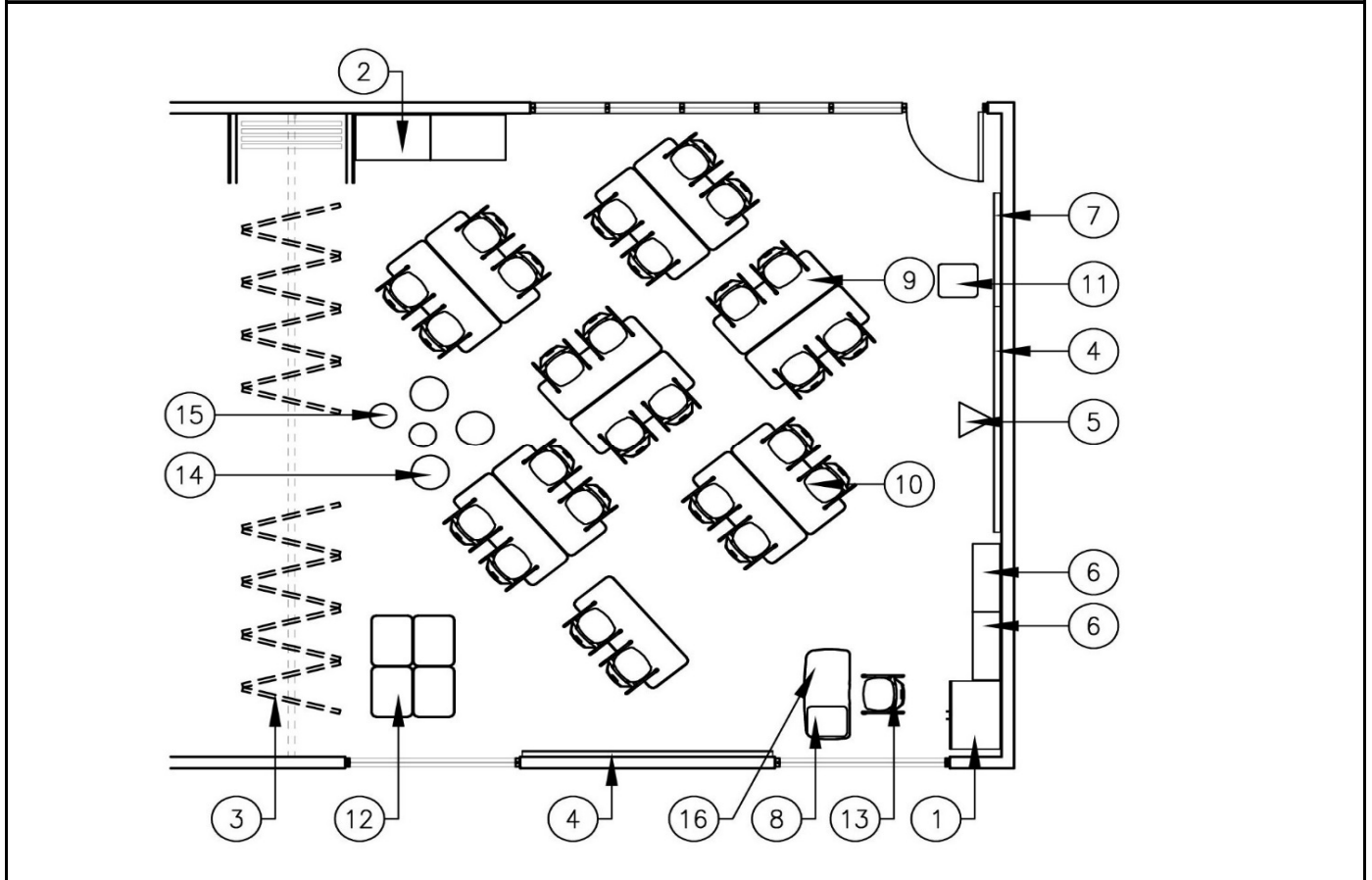
LEARNING FRAMEWORK

LEARNING ACTIVITIES:

Organized to facilitate a learner centered approach to instruction. Activities include whole class instruction, small group instruction (student-student and student-teacher), and individualized learning.

Classrooms
OTHER ACTIVITIES:
Classroom Library - Individual reading, student self selection
Continuous Learning- Spill over to learning commons adjacent to classroom
Team Activities - Teaming between rooms to enhance learning activities
Blended Learning- Engaging, active learning through technology
Small group work - Students work on activities where they sit and/or stand, and use a diversity of materials.

Classrooms	LAYOUT
------------	--------



EQUIPMENT/FURNITURE					
Furniture/Equipment	Tag No.	Notes	Qty.	Size	Comments
IN CONTRACT / CONTRACTOR PROVIDED					
Teacher Wardrobe	1	Lockable	1	36" x 24" x 84"	
Tall Shelving Unit	2	Lockable	2	36" x 24" x 84"	
Magnetic Folding Wall	3	Markerboard Surface	1		
Markerboard	4	One below projector	2	5' x 10'	
Instructional Display Technology	5		1		
Bookshelf	6	Moveable	2		
Markerboard	7		1	4' x 5'	

Classrooms					
Furniture/Equipment	Tag No.	Notes	Qty.	Size	Comments
NOT IN CONTRACT / OWNER PROVIDED					
Teacher Tool Set	8		1		
Student Desk	9		14		
Student Chair	10	Stackable	28		
Student Device Cart	11		1		
Student Desk	12	Standing height	4		
Task Chair	13	Lockable Casters	1		
Stool	14	30"	3		
Stool	15	18 1/2"	2		
Teacher Desk	16		1		
Notes:					
<ol style="list-style-type: none"> 1. Provide windows to exterior for access to natural light and views to outdoors. 2. Provide windows to commons hallway for extended learning opportunities outside classroom. 3. Provide electrical outlet in one tall shelving unit for calculator storage/charging. 					

PROGRAM SPACES

SPACES	Quantity:	Capacity	Area (SF):	Total (SF):	Comments:
Publication	1	25	800	800	

PROGRAM DETAILS

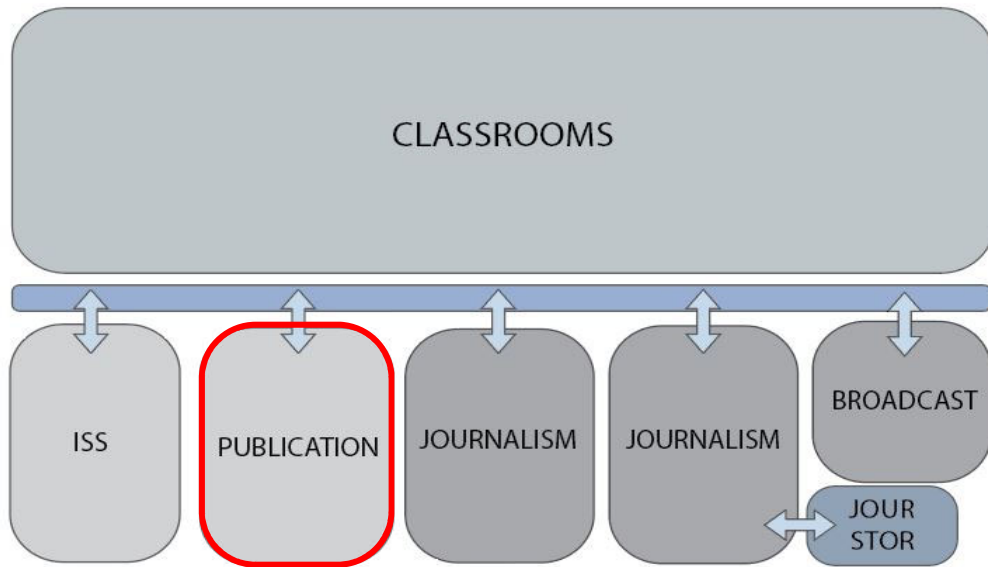
DESCRIPTION OF SPACE AND USES:

Classroom for instruction and learning activities focused on publication.

SPATIAL RELATIONSHIP:

Locate close to Journalism Classrooms.

RELATIONSHIP DIAGRAM



LEARNING FRAMEWORK

LEARNING ACTIVITIES:

Organized to facilitate a learner centered approach to instruction. Activities include whole class instruction, small group instruction (student-student and student-teacher), and individualized learning.

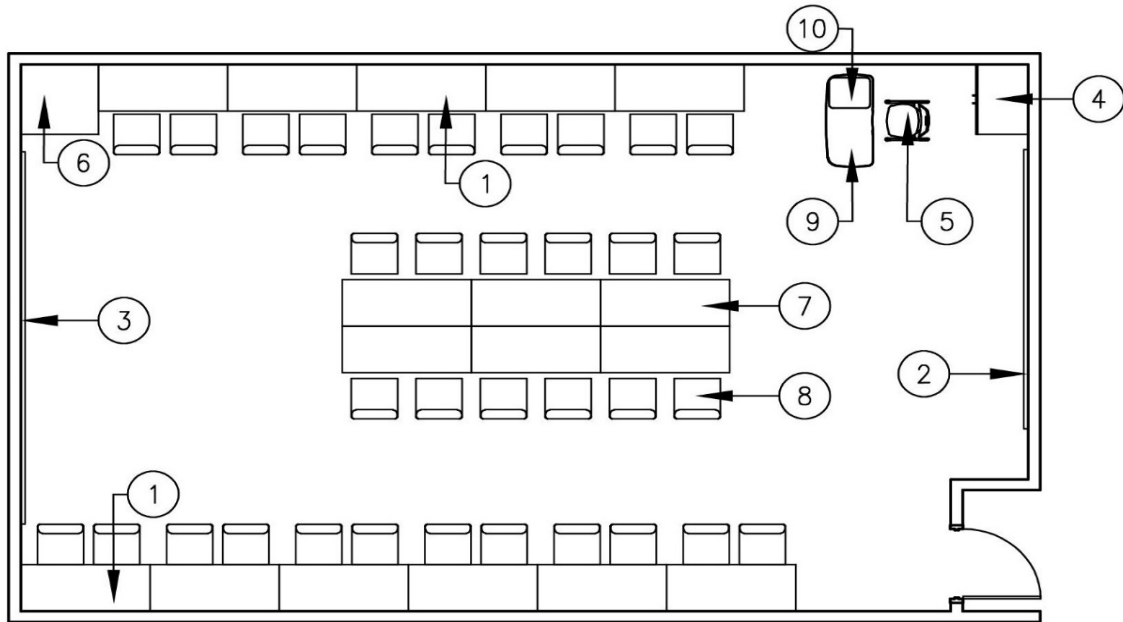
OTHER ACTIVITIES:

Classroom Library - Individual reading, student self selection

Continuous Learning- Spill over to learning commons adjacent to classroom

Publication
Team Activities - Teaming between rooms to enhance learning activities
Blended Learning- Engaging, active learning through technology
Small group work - Students work on activities where they sit and/or stand, and use a diversity of materials.

Publication	LAYOUT
--------------------	---------------



EQUIPMENT/FURNITURE

Furniture/Equipment	Tag No.	Notes	Qty.	Size	Comments
IN CONTRACT / CONTRACTOR PROVIDED					
Student Workstations	1	Seating for 2	13		
Markerboard	2		1	12'	
Markerboard	3		1	16'	
Teacher Wardrobe	4		1		

Furniture/Equipment	Tag No.	Notes	Qty.	Size	Comments
NOT IN CONTRACT / OWNER PROVIDED					
Task Chair	5		1		
Printer	6		1		
Work Tables	7		4		
Chairs	8		34		
Teacher Desk	9		1		
Teacher Tool Set	10		1		

Notes:
 1. Provide 6" sidelight into collaboration/hallway.
 2. When available, provide windows to outside for natural light.

Journalism Classroom

PROGRAM SPACES

SPACES	Quantity:	Capacity	Area (SF):	Total (SF):	Comments:
Journalism Classroom	2	25	900	1,800	

PROGRAM DETAILS

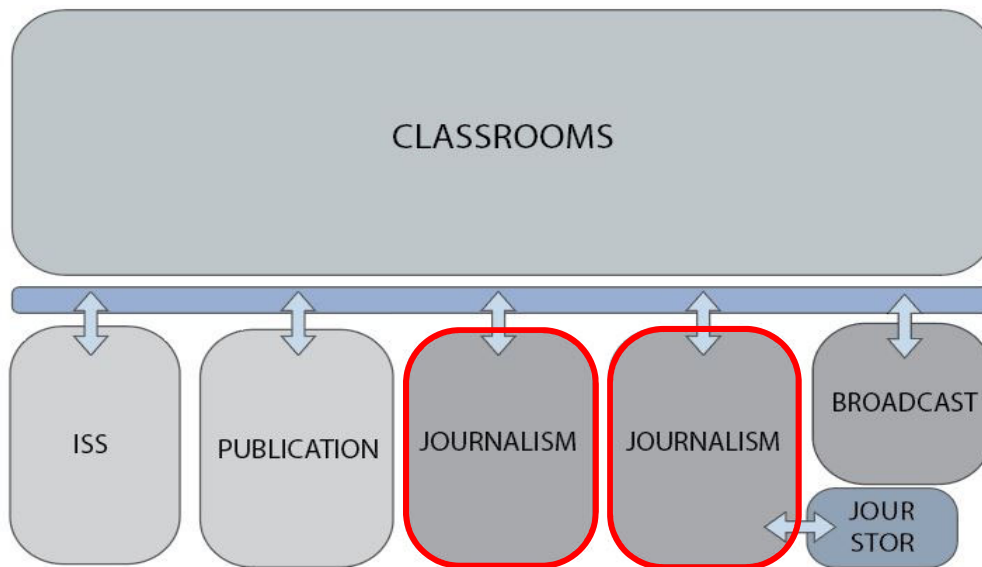
DESCRIPTION OF SPACE AND USES:

Classroom for instruction and learning activities focused on journalism.

SPATIAL RELATIONSHIP:

Locate close to Classroom Area adjacent to other special classrooms.

RELATIONSHIP DIAGRAM



LEARNING FRAMEWORK

LEARNING ACTIVITIES:

Organized to facilitate a learner centered approach to instruction. Activities include whole class instruction, small group instruction (student-student and student-teacher), and individualized learning.

OTHER ACTIVITIES:

Classroom Library - Individual reading, student self selection

Continuous Learning- Spill over to learning commons adjacent to classroom

Journalism Classroom

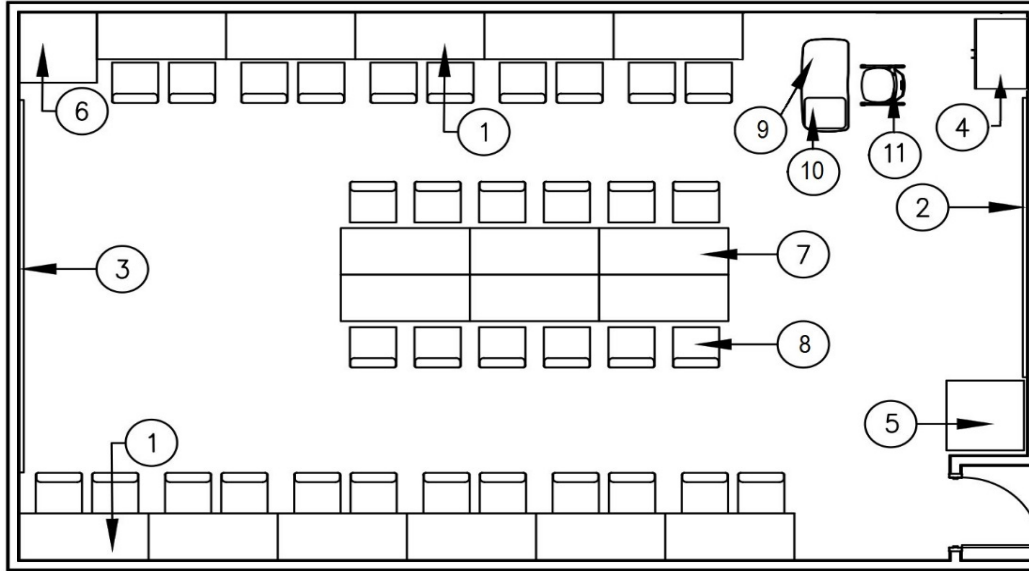
Team Activities - Teaming between rooms to enhance learning activities

Blended Learning- Engaging, active learning through technology

Small group work - Students work on activities where they sit and/or stand, and use a diversity of materials.

Journalism Classroom

LAYOUT



EQUIPMENT/FURNITURE

Furniture/Equipment	Tag No.	Notes	Qty.	Size	Comments
IN CONTRACT / CONTRACTOR PROVIDED					
Student Workstations	1	Seating for 2	13		
Markerboard	2		1	5' x 10'	
Markerboard	3		1	5' x 16'	
Teacher Wardrobe	4		1		

Furniture/Equipment	Tag No.	Notes	Qty.	Size	Comments
---------------------	---------	-------	------	------	----------

NOT IN CONTRACT / OWNER PROVIDED

Table	5		1		
Printer	6		1		
Work Tables	7		4		
Chairs	8		34		
Teacher Desk	9		1		
Teacher Tool Set	10		1		
Task Chair	11		1		

Notes:

1. Provide 6" sidelight into collaboration/hallway.
2. When available, provide windows to outside for natural light.

Journalism Storage

PROGRAM SPACES

SPACES	Quantity:	Capacity	Area (SF):	Total (SF):	Comments:
Journalism Storage	1		100	100	

PROGRAM DETAILS

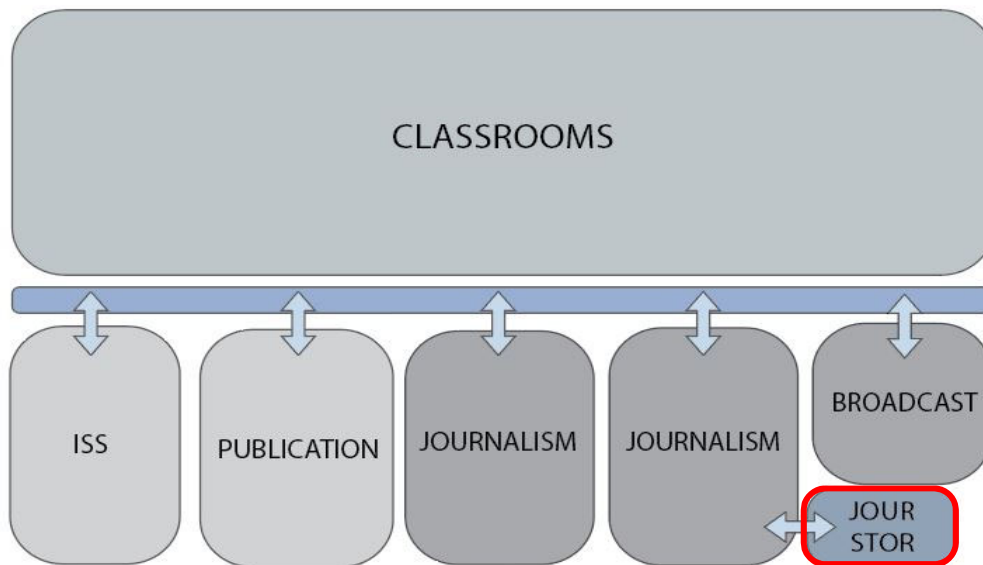
DESCRIPTION OF SPACE AND USES:

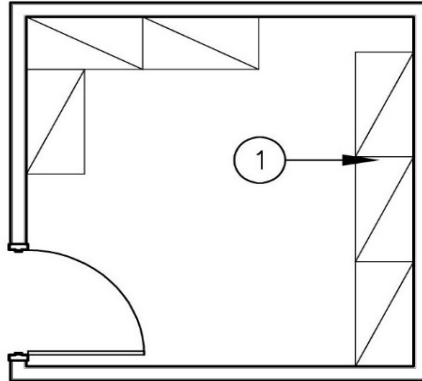
Storage of supplies and materials for Journalism class.

SPATIAL RELATIONSHIP:

Locate next to Journalism Classroom.

RELATIONSHIP DIAGRAM





EQUIPMENT/FURNITURE

Furniture/Equipment	Tag No.	Notes	Qty.	Size	Comments
IN CONTRACT / CONTRACTOR PROVIDED					
Metal Shelving	1	Line walls		36" x 24" x 84"	

Furniture/Equipment	Tag No.	Notes	Qty.	Size	Comments
---------------------	---------	-------	------	------	----------

NOT IN CONTRACT / OWNER PROVIDED

Notes:

Broadcast Studio

PROGRAM SPACES

SPACES	Quantity:	Capacity	Area (SF):	Total (SF):	Comments:
Broadcast Studio	1	N/A	200	200	Two green walls to be provided.

PROGRAM DETAILS

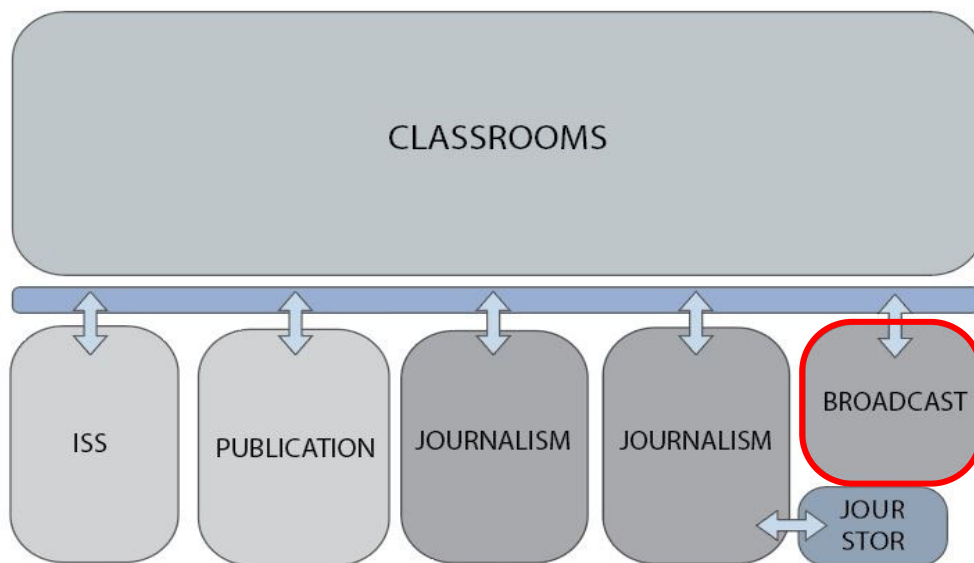
DESCRIPTION OF SPACE AND USES:

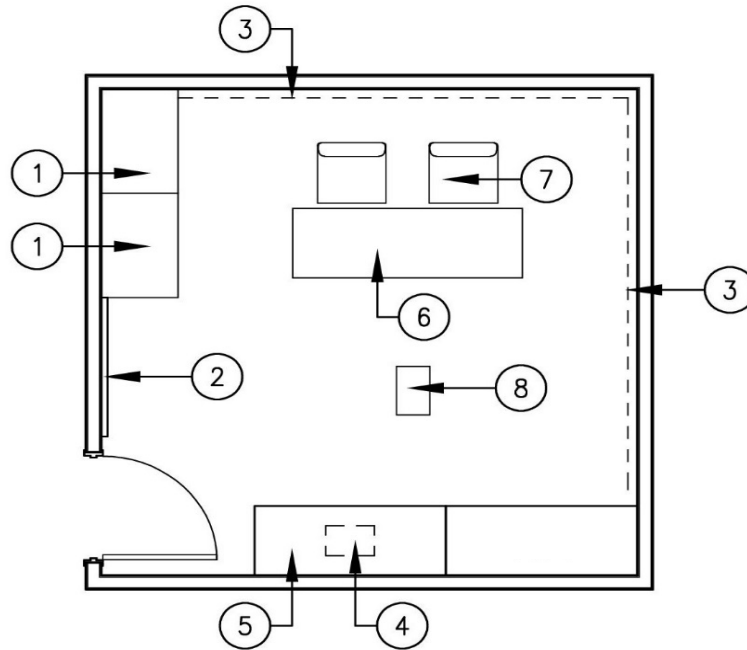
Announcements, broadcasted student instruction, school wide distributed videos, and after hour use by Administration. Green wall capabilities.

SPATIAL RELATIONSHIP:

Broadcast studio should be adjacent to Journalism Classrooms and close to other classroom spaces.

RELATIONSHIP DIAGRAM





EQUIPMENT/FURNITURE

Furniture/Equipment	Tag No.	Notes	Qty.	Size	Comments
IN CONTRACT / CONTRACTOR PROVIDED					
Tall Shelving Unit	1	Lockable; Adjustable Shelves	2	36" x 24" x 84"	
Markerboard	2		1	5' x 4'	
Green Wall	3		1		

Furniture/Equipment	Tag No.	Notes	Qty.	Size	Comments
NOT IN CONTRACT / OWNER PROVIDED					
Broadcast Tool Set	4		1		
Table	5		2		
Broadcast Table	6		1		
Chair	7		2		
Camera	8		1		

Notes:

- 1. Door leading to Broadcast can have a door light.
- 2. Power for lights is needed on wall perpendicular to green wall.

PROGRAM SPACES

SPACES	Quantity:	Capacity	Area (SF):	Total (SF):	Comments:
ISS Classroom	1	22	800	800	

PROGRAM DETAILS

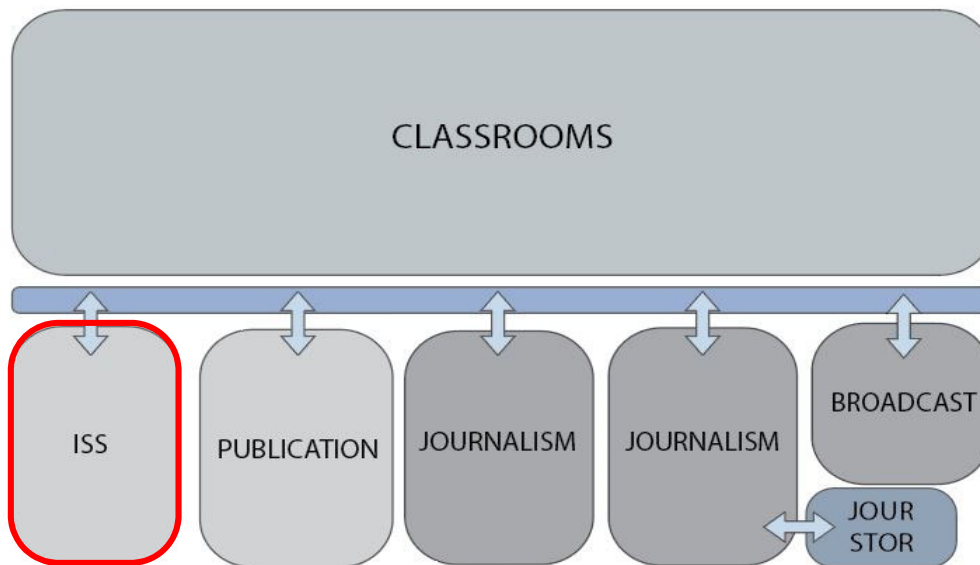
DESCRIPTION OF SPACE AND USES:

In School Suspension; quiet study

SPATIAL RELATIONSHIP:

Locate close to commons and student restrooms, away from exits.

RELATIONSHIP DIAGRAM



LEARNING FRAMEWORK

LEARNING ACTIVITIES:

Organized to facilitate a learner centered approach to instruction. Activities include whole class instruction, small group instruction (student-student and student-teacher), and individualized learning.

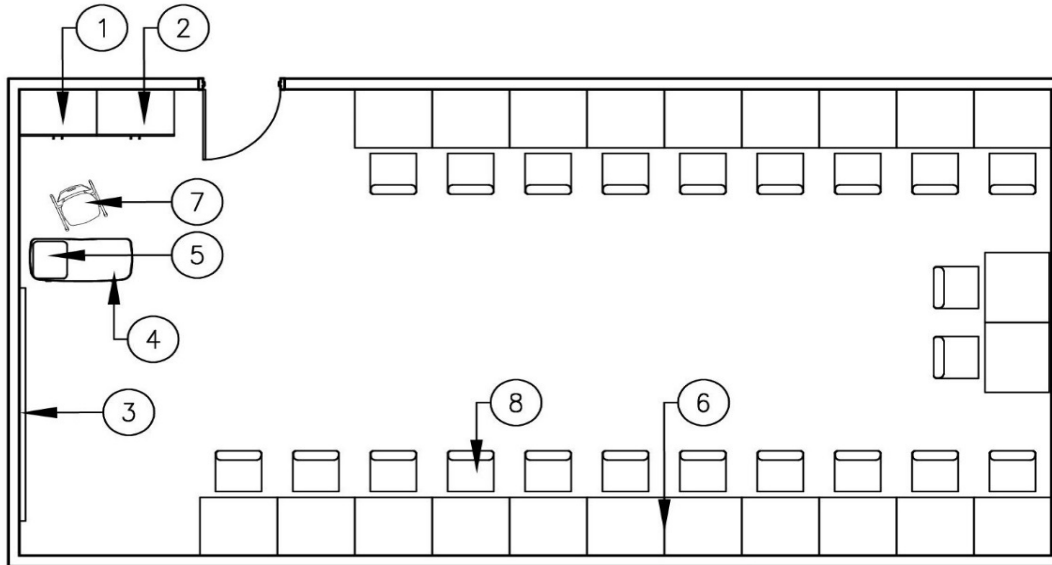
OTHER ACTIVITIES:

Classroom Library - Individual reading, student self selection

Blended Learning- Engaging, active learning through technology

ISS Classroom

LAYOUT



EQUIPMENT/FURNITURE

Furniture/Equipment	Tag No.	Notes	Qty.	Size	Comments
---------------------	---------	-------	------	------	----------

IN CONTRACT / CONTRACTOR PROVIDED

Teacher Wardrobe	1	Lockable	1	36" x 24" x 84"	
Tall Shelving Unit	2	Lockable	3	36" x 24" x 84"	
Markerboard	3		1	5' x 10'	

Furniture/Equipment	Tag No.	Notes	Qty.	Size	Comments
---------------------	---------	-------	------	------	----------

NOT IN CONTRACT / OWNER PROVIDED

Teacher Desk	4		1		
Office Tool Set	5		1		
Student Carrels	6		22		
Task Chair	7		1		
Student Chair	8		22		

Notes:

Science Labs

PROGRAM SPACES

SPACES	Quantity:	Capacity	Area (SF):	Total (SF):	Comments:
Science Labs	18	28	1,700	30,600	

PROGRAM DETAILS

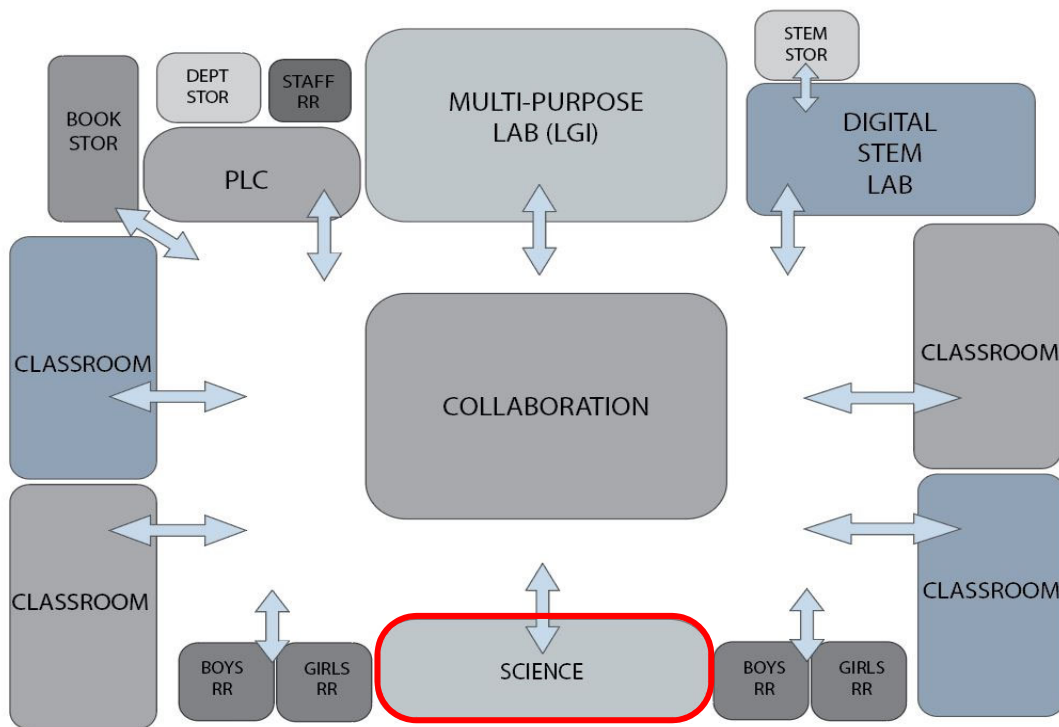
DESCRIPTION OF SPACE AND USES:

Classroom for science instruction, demonstration, experiments and other activities.

SPATIAL RELATIONSHIP:

Science labs shall be easily accessed by all classrooms; desirable location near an outdoor area with an exit door with hose bibb and power for related activities.

RELATIONSHIP DIAGRAM



LEARNING FRAMEWORK

LEARNING ACTIVITIES:

Organized to facilitate a learner centered approach to instruction. Activities include whole class instruction, small group instruction (student-student and student-teacher), and individualized learning.

Science Labs

OTHER ACTIVITIES:

Team Activities - Teaming between rooms to enhance learning activities

Blended Learning- Engaging, active learning through technology

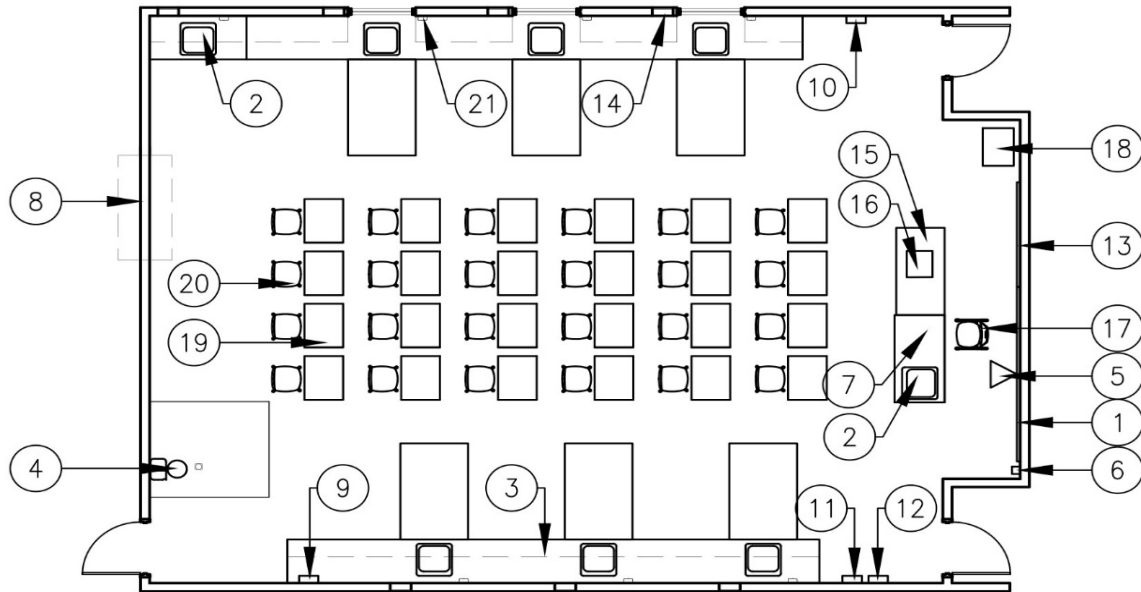
Project Based Learning - Team activities working towards a specific project goal or outcome.

Makerspace - Hands on activities that elicit creativity and exploration from students.

Science Experiments - Hands on lab activities with teacher guidance.

Science Labs

LAYOUT



EQUIPMENT/FURNITURE

Furniture/Equipment	Tag No.	Notes	Qty.	Size	Comments
IN CONTRACT / CONTRACTOR PROVIDED					
Markerboard	1	Below projector	1	5' x 10'	
Sinks	2	One Handicap Accessible	8		
Upper and Lower Cabinets	3	Line two walls; with sinks			
Emergency Eye Wash & Shower	4	Drain below; slope to c	1		
Instructional Display Technology	5		1		
Ismet Controls	6	Connect all utilities	1		

Science Labs					
Teacher Demonstration Table	7		1	60" x 24" x 36"	
Pass-Thru Fume Hood	8		1		
First Aid Kit	9		1		
Fire Extinguisher Cabinet	10		1		
Goggle Cabinet	11		1		
Fire Blanket	12		1		
Markerboard	13		1		
Furniture/Equipment	Tag No.	Notes	Qty.	Size	Comments
NOT IN CONTRACT / OWNER PROVIDED					
Paper Towel Dispenser	14	Contractor Installed	8		
Teacher Desk	15		1		
Teacher Tool Set	16		1		
Task Chair	17		1		
Student Device Cart	18		1		
Student Table	19	Moveable	24		
Student Stool	20	With back	24		
Soap Dispenser	21	Contractor Installed	8		
Notes:					
<ol style="list-style-type: none"> 1. Provide fume hood in Chemistry Lab. Fume hood to be pass-thru to prep room. Ensure fume hood is handicap accessible. 2. Provide gas at all stations. 3. Provide outlets throughout for student device use. 4. Comply with TEA regulations for room exhaust. 5. Provide glass doors at upper cabinets. 6. Sinks to be tied to acid dilution waste piping and tank. Refer to Technical Design Guidelines. 					

Science Prep Room / Science Storage

PROGRAM SPACES

SPACES	Quantity:	Capacity	Area (SF):	Total (SF):	Comments:
Science Prep Room / Science Storage	9		400	3,600	

PROGRAM DETAILS

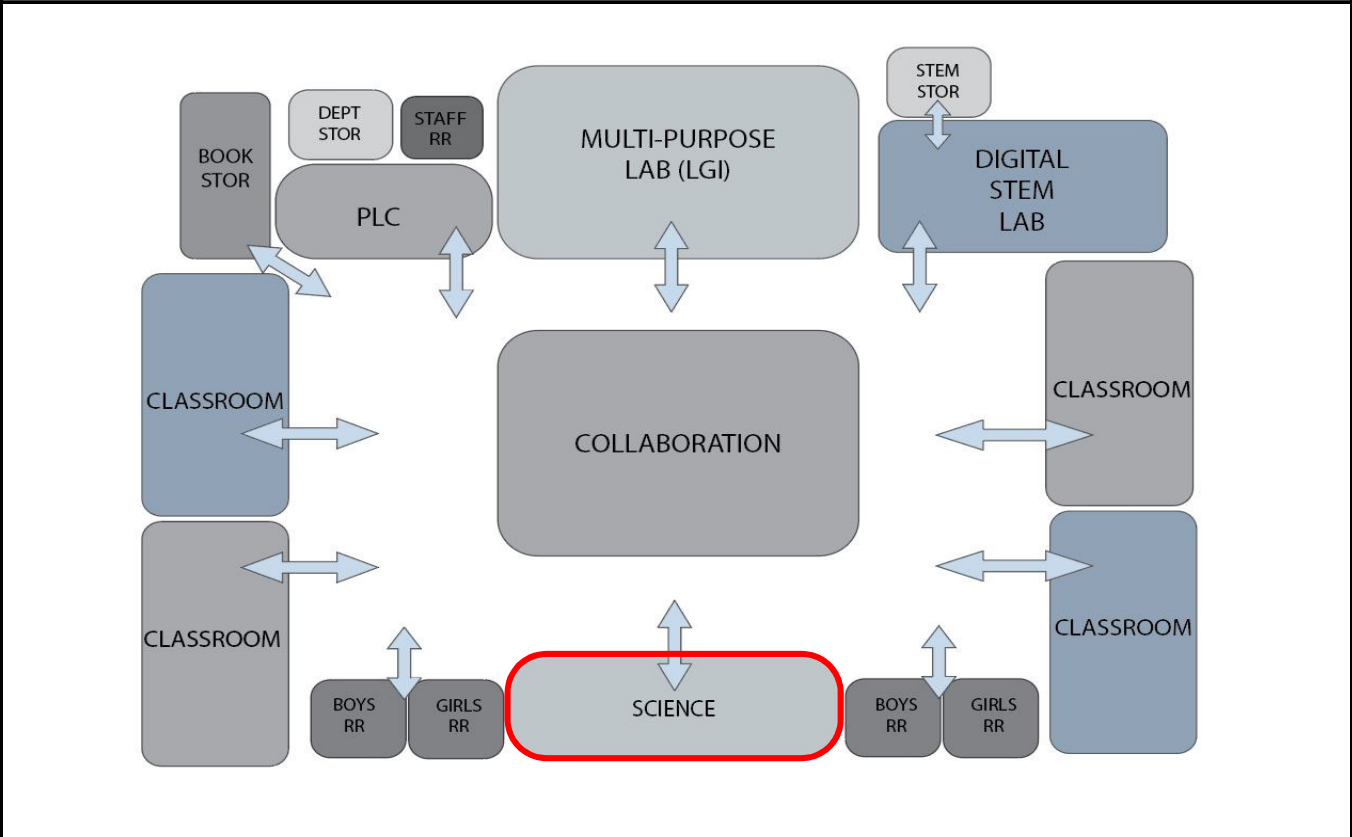
DESCRIPTION OF SPACE AND USES:

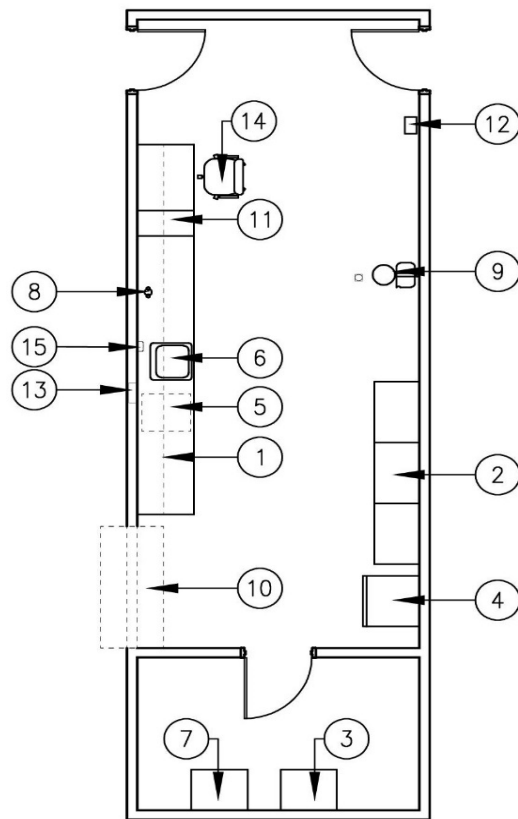
Preparation of science experiments and storage of materials.

SPATIAL RELATIONSHIP:

Locate one between two (2) Science Labs.

RELATIONSHIP DIAGRAM





EQUIPMENT/FURNITURE

Furniture/Equipment	Tag No.	Notes	Qty.	Size	Comments
IN CONTRACT / CONTRACTOR PROVIDED					
Upper & Lower Cabinet	1	Line one wall			
Tall Shelving Unit	2		3	36" x 24" x 84"	
Acid Resistant Cabinet	3		1	36" x 24" x 84"	
Refrigerator	4	Full Size	1		
Dishwasher	5		1		
Sink	6		1		
Fire Resistant Cabinet	7		1		
Exhaust Fan	8		1		
Eyewash with Shower	9		1		
Fume Hood	10		1		
Knee Space	11		1		
Isimet Controls	12		1		

Science Prep Room / Science Storage					
Furniture/Equipment	Tag No.	Notes	Qty.	Size	Comments
NOT IN CONTRACT / OWNER PROVIDED					
Paper Towel Dispenser	13	Contractor installed	1		
Task Chair	14		1		
Soap Dispenser	15	Contractor installed	1		
Notes:					
1. Provide fume hood in Chemistry Lab. Fume hood to be pass-thru to prep room. Ensure fume hood is handicap accessible. 2. Provide gas at prep room. 3. Comply with TEA regulations for room exhaust. 4. Provide glass doors at upper cabinets. 5. Sinks to be tied to acid dilution waste piping and tank. Refer to Technical Design Guidelines. 6. Provide separate chemical storage room. Room to comply with TEA regulations for room exhaust.					

Digital STEM Labs

PROGRAM SPACES

SPACES	Quantity:	Capacity	Area (SF):	Total (SF):	Comments:
Digital STEM Labs	3	25	1,000	3,000	

PROGRAM DETAILS

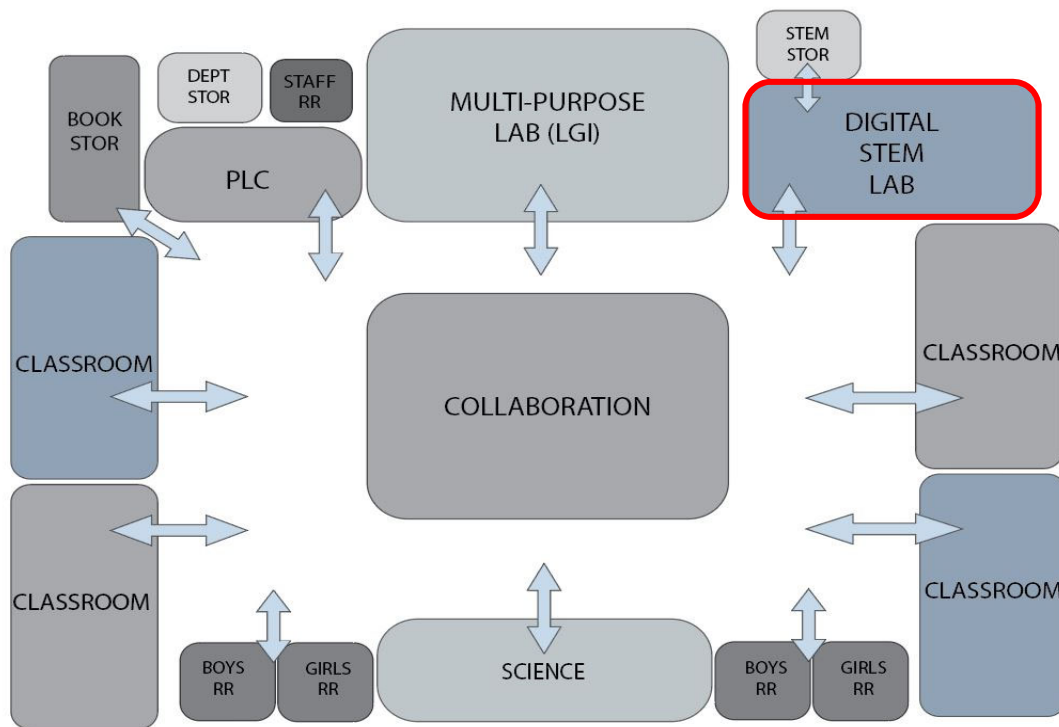
DESCRIPTION OF SPACE AND USES:

Technology and STEM interaction; hands on activities and exploration, coding and robotics.

SPATIAL RELATIONSHIP:

Locate a lab by each grade level wing.

RELATIONSHIP DIAGRAM



LEARNING FRAMEWORK

LEARNING ACTIVITIES:

Organized to facilitate a learner centered approach to instruction. Activities include whole class instruction, small group instruction (student-student and student-teacher), and individualized learning.

OTHER ACTIVITIES:

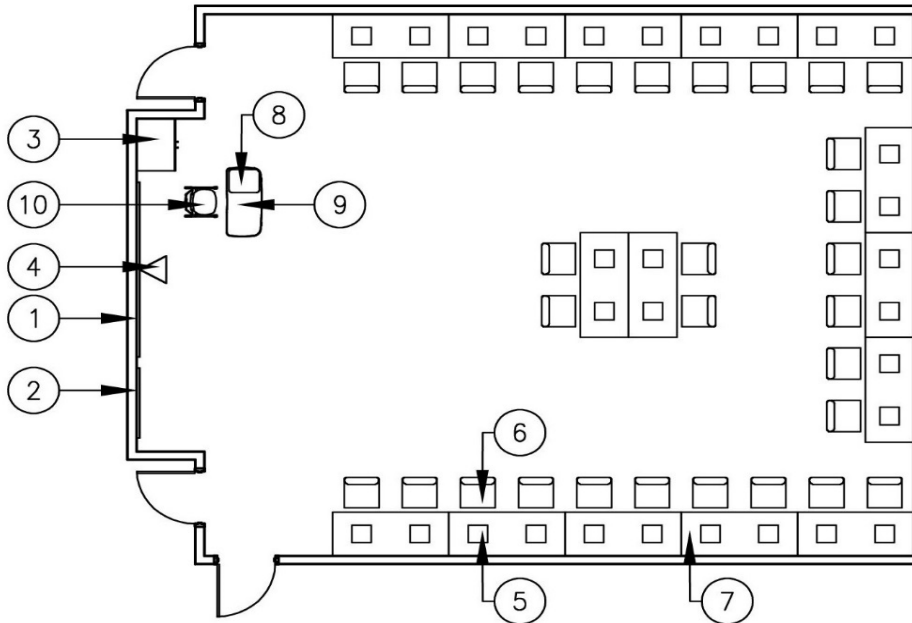
Team Activities - Teaming between rooms to enhance learning activities

Blended Learning- Engaging, active learning through technology

Small group work - Students work on activities where they sit and/or stand, and use a diversity of materials.

Digital STEM Labs

LAYOUT



EQUIPMENT/FURNITURE

Furniture/Equipment	Tag No.	Notes	Qty.	Size	Comments
---------------------	---------	-------	------	------	----------

IN CONTRACT / CONTRACTOR PROVIDED

Markerboard	1	Below projector	1	5' x 10'	
Markerboard	2		1	4' x 8'	
Teacher Wardrobe	3	Lockable	1	36" x 24" x 84"	
Instructional Display Technology	4		1		

Furniture/Equipment	Tag No.	Notes	Qty.	Size	Comments
---------------------	---------	-------	------	------	----------

NOT IN CONTRACT / OWNER PROVIDED

Student Devices	5		30		
Student Chair	6		30		
Computer Desk	7	Desk for two	15		
Teacher Tool Set	8		1		
Teacher Desk	9		1		
Task Chair	10		1		

Notes:

Digital STEM Lab Storage

PROGRAM SPACES

SPACES	Quantity:	Capacity	Area (SF):	Total (SF):	Comments:
Digital STEM Lab Storage	4		80	320	

PROGRAM DETAILS

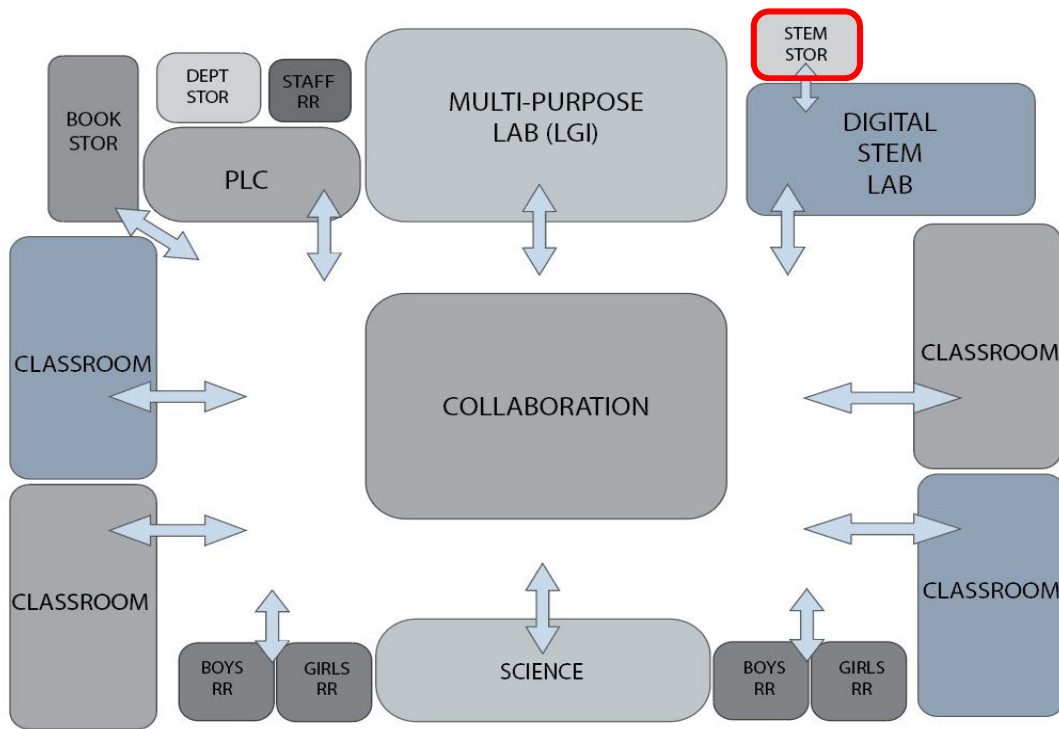
DESCRIPTION OF SPACE AND USES:

Storage of STEM materials.

SPATIAL RELATIONSHIP:

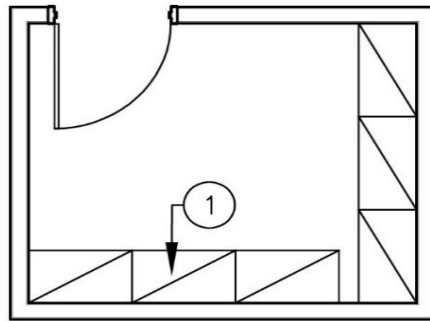
Locate next to STEM lab.

RELATIONSHIP DIAGRAM



Digital STEM Lab Storage

LAYOUT



EQUIPMENT/FURNITURE

Furniture/Equipment	Tag No.	Notes	Qty.	Size	Comments
---------------------	---------	-------	------	------	----------

IN CONTRACT / CONTRACTOR PROVIDED

Metal Shelving	1		6	36" x 24" x 84"	

Furniture/Equipment	Tag No.	Notes	Qty.	Size	Comments
---------------------	---------	-------	------	------	----------

NOT IN CONTRACT / OWNER PROVIDED

Notes:

Multi-Purpose Lab / Large Group Instruction (LGI)

PROGRAM SPACES

SPACES	Quantity:	Capacity	Area (SF):	Total (SF):	Comments:
Multi-Purpose Lab / Large Group Instruction (LGI)	4	50	1,500	6,000	

PROGRAM DETAILS

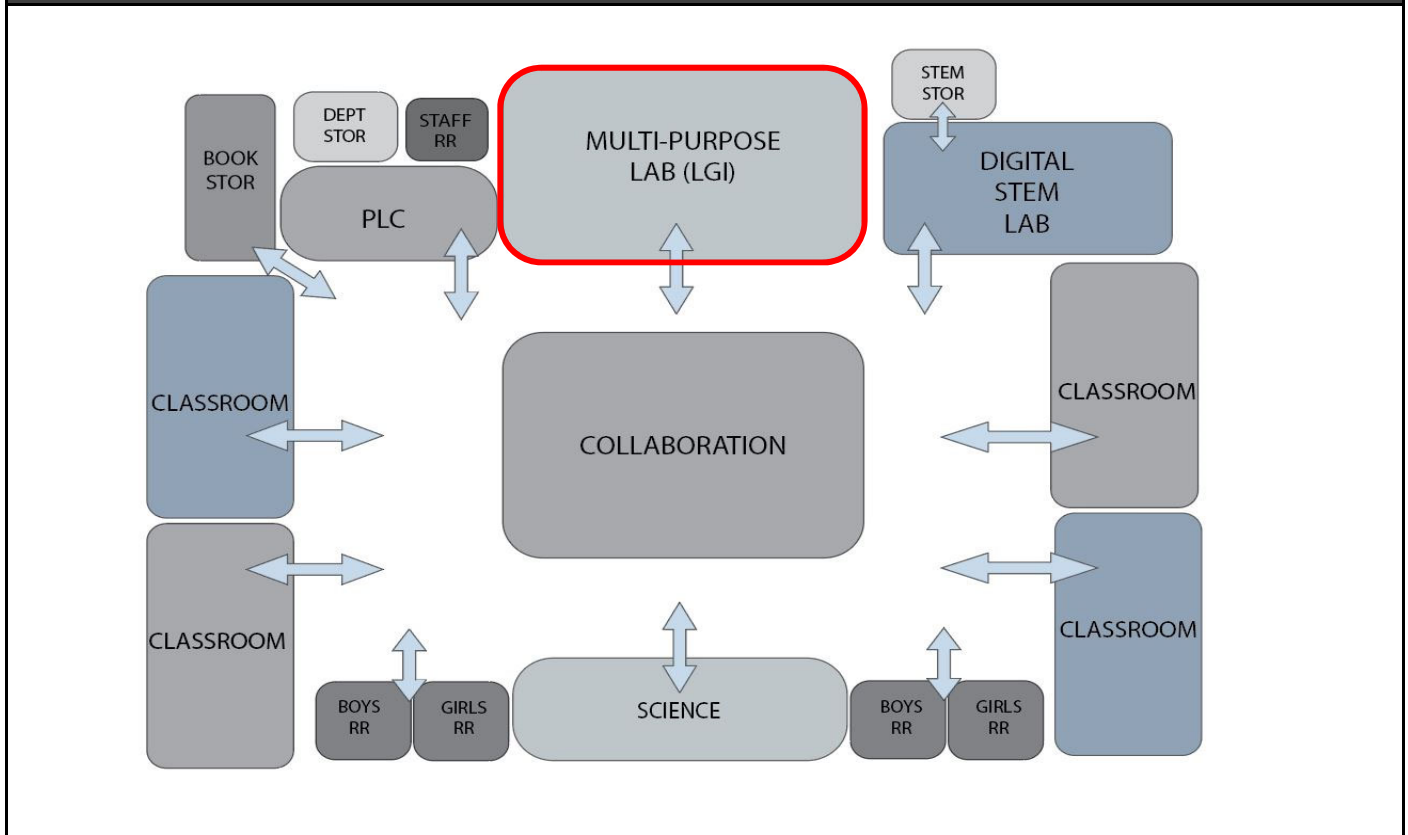
DESCRIPTION OF SPACE AND USES:

Lecture, team projects, lab, and presentations.

SPATIAL RELATIONSHIP:

Locate close to classroom areas; one per grade level.

RELATIONSHIP DIAGRAM



LEARNING FRAMEWORK

LEARNING ACTIVITIES:

Organized to facilitate a learner centered approach to instruction. Activities include whole class instruction, small group instruction (student-student and student-teacher), and individualized learning.

OTHER ACTIVITIES:

Classroom Library - Individual reading, student self selection

Continuous Learning- Spill over to learning commons adjacent to classroom

Multi-Purpose Lab / Large Group Instruction (LGI)

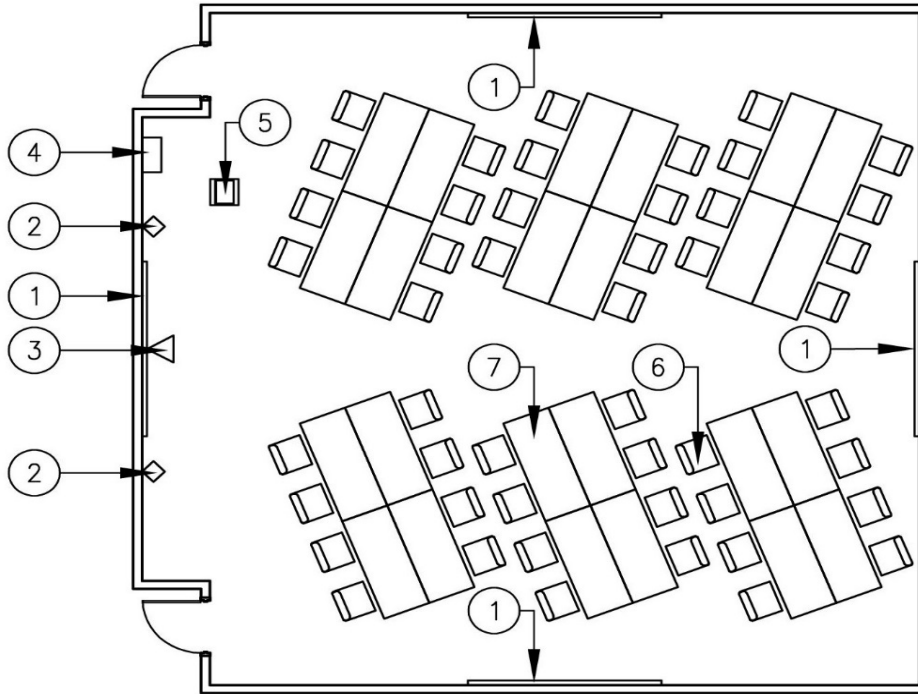
Team Activities - Teaming between rooms to enhance learning activities

Blended Learning- Engaging, active learning through technology

Small group work - Students work on activities where they sit and/or stand, and use a diversity of materials.

Multi-Purpose Lab / Large Group Instruction (LGI)

LAYOUT



EQUIPMENT/FURNITURE

Furniture/Equipment	Tag No.	Notes	Qty.	Size	Comments
---------------------	---------	-------	------	------	----------

IN CONTRACT / CONTRACTOR PROVIDED

Markerboard	1		4	5' x 10'	
Speakers	2		2		
Instructional Display Technology	3		1		
Teacher Display Plate (TDP)	4		1		

Furniture/Equipment	Tag No.	Notes	Qty.	Size	Comments
---------------------	---------	-------	------	------	----------

NOT IN CONTRACT / OWNER PROVIDED

Teacher Podium	5	Moveable	1		
Student Chair	6		48		
Table	7		24	2'-6" x 6'-0"	

Notes:

1. Power in this room is critical for flexibility and maximum room use. Multiple floor outlets are needed at center of room.

PLC - Professional Learning Community/Teacher Workroom

PROGRAM SPACES

SPACES	Quantity:	Capacity	Area (SF):	Total (SF):	Comments:
PLC - Professional Learning Community/Teacher Workroom	4		500	2,000	

PROGRAM DETAILS

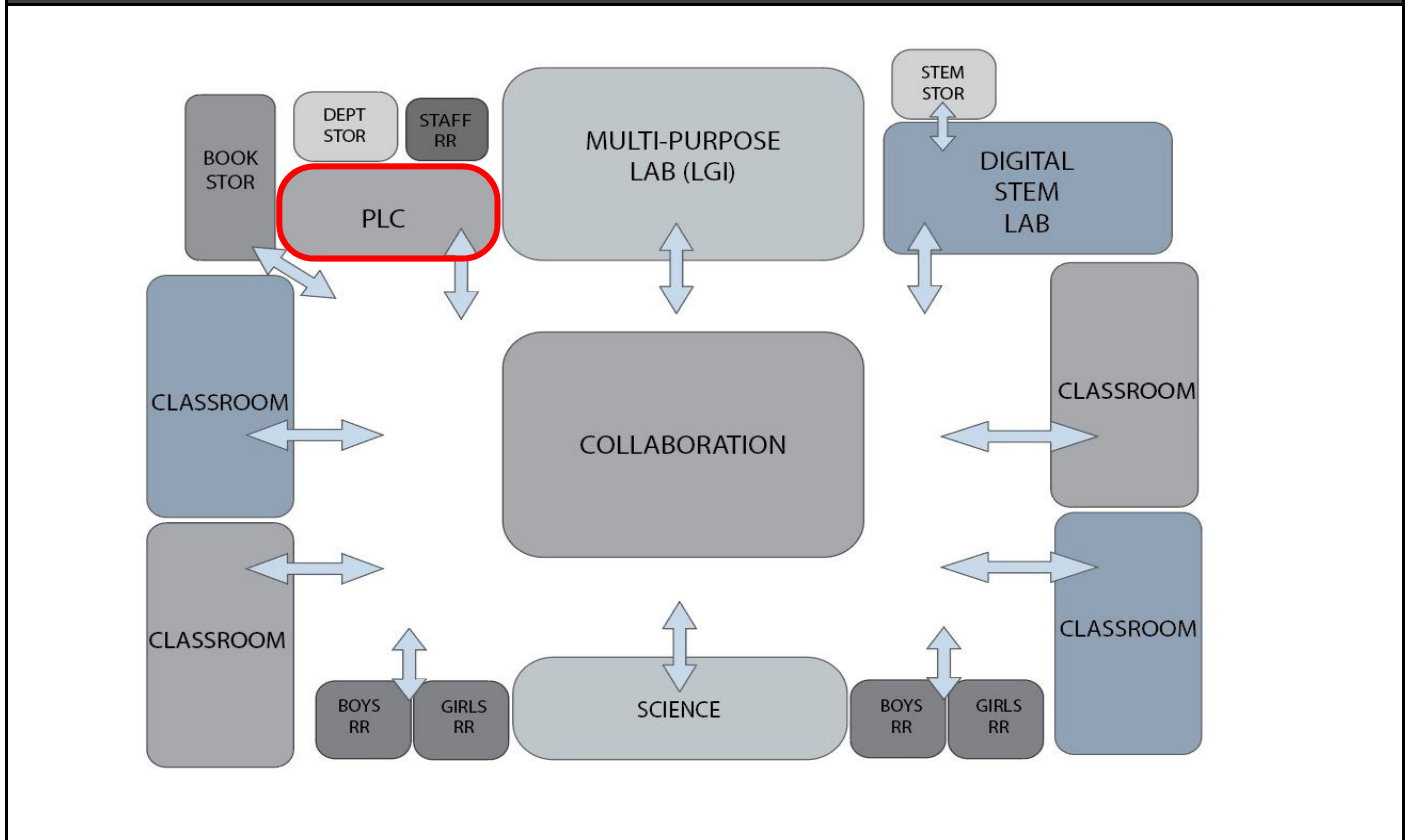
DESCRIPTION OF SPACE AND USES:

Lecture, team projects, lab, and presentations.

SPATIAL RELATIONSHIP:

Locate close to classroom areas within each grade level.

RELATIONSHIP DIAGRAM



LEARNING FRAMEWORK

LEARNING ACTIVITIES:

Organized to facilitate a learner centered approach to instruction. Activities include whole class instruction, small group instruction (student-student and student-teacher), and individualized learning.

PLC - Professional Learning Community/Teacher Workroom

OTHER ACTIVITIES:

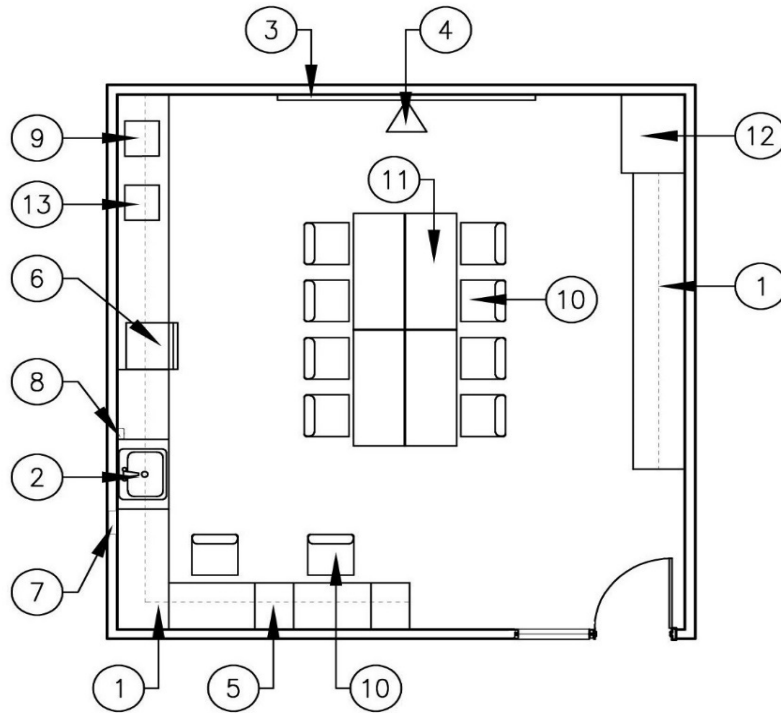
Classroom Library - Individual reading, student self selection

Continuous Learning- Spill over to learning commons adjacent to classroom

Blended Learning- Engaging, active learning through technology

Small group work - Students work on activities where they sit and/or stand, and use a diversity of materials.

PLC - Professional Learning Community/Teacher Workroom LAYOUT



EQUIPMENT/FURNITURE

Furniture/Equipment	Tag No.	Notes	Qty.	Size	Comments
IN CONTRACT / CONTRACTOR PROVIDED					
Upper and Lower Cabinets	1				
Sink	2		1		
Markerboard	3		1	5' x 10'	
Projection Device	4		1		
Vertical File Cabinet Drawers	5		2		

PLC - Professional Learning Community/Teacher Workroom					
Furniture/Equipment	Tag No.	Notes	Qty.	Size	Comments
NOT IN CONTRACT / OWNER PROVIDED					
Refrigerator	6	Under cabinet	1		
Paper Towel Dispenser	7	Contractor installed	1		
Soap Dispenser	8	Contractor installed	1		
Printer	9		1		
Chairs	10		10		
Flip Table	11	Flip/nest tables	4	18" x 5' x 3'	
Flat File Storage	12		1	36" x 42"	
Misc. Tool Set	13		1		
Notes:					
1. Window to hallway for supervision.					

PROGRAM SPACES

SPACES	Quantity:	Capacity	Area (SF):	Total (SF):	Comments:
Book Storage	2		500	1,000	One per floor

PROGRAM DETAILS

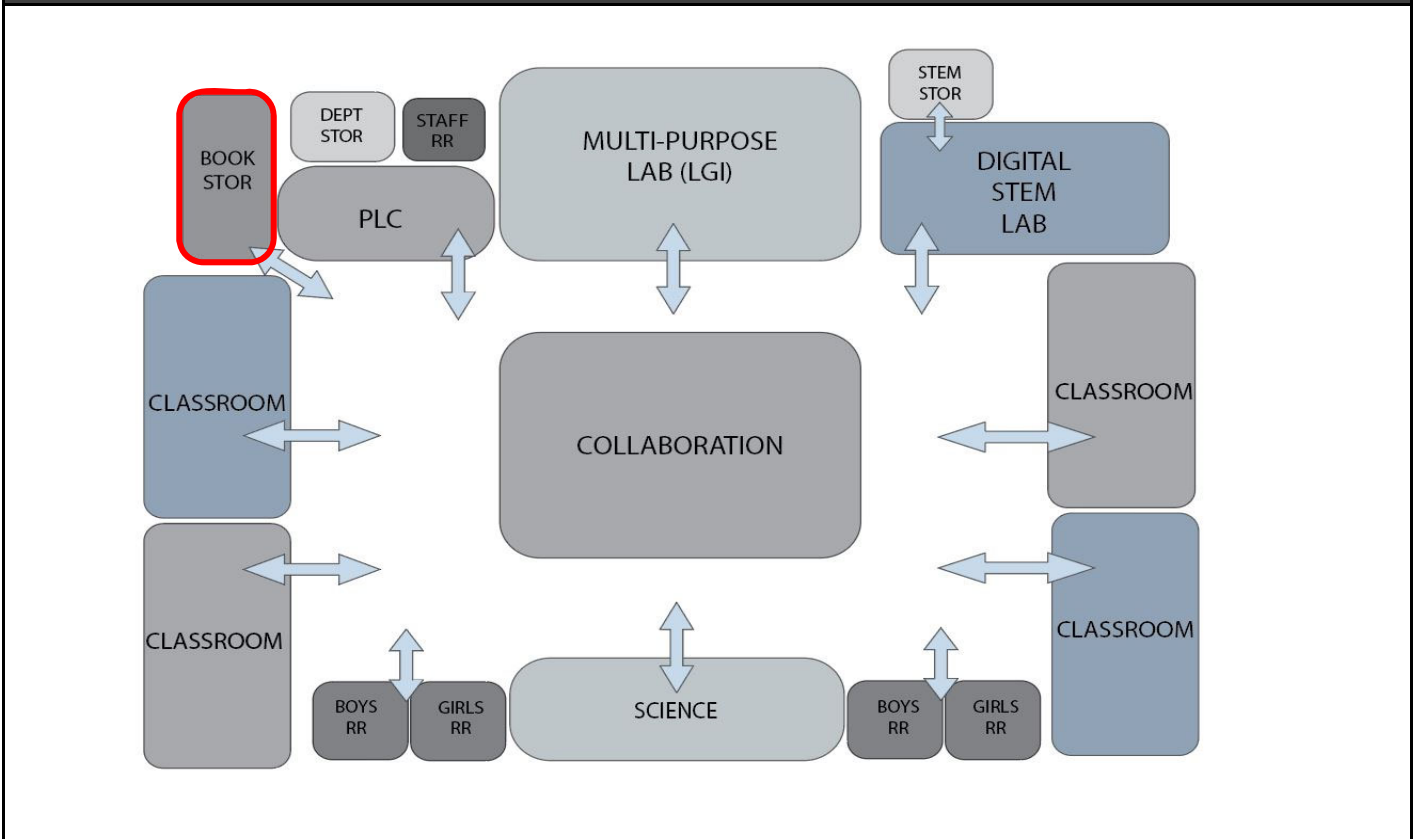
DESCRIPTION OF SPACE AND USES:

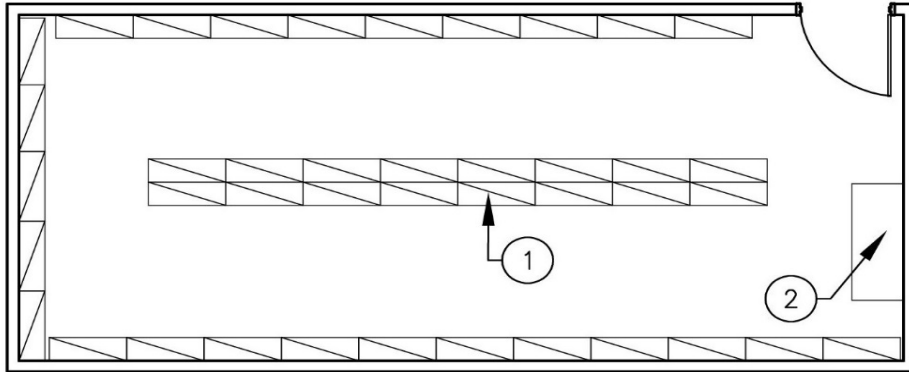
Storage of books and materials.

SPATIAL RELATIONSHIP:

Locate as needed near classrooms within each grade level.

RELATIONSHIP DIAGRAM





EQUIPMENT/FURNITURE

Furniture/Equipment	Tag No.	Notes	Qty.	Size	Comments
---------------------	---------	-------	------	------	----------

IN CONTRACT / CONTRACTOR PROVIDED

Metal Shelving	1	Line walls		36" x 24" x 84"	

Furniture/Equipment	Tag No.	Notes	Qty.	Size	Comments
---------------------	---------	-------	------	------	----------

NOT IN CONTRACT / OWNER PROVIDED

Table	2		1	5' x 30'	

Notes:

Collaboration Area

PROGRAM SPACES

SPACES	Quantity:	Capacity	Area (SF):	Total (SF):	Comments:
Collaboration Area	4		1,600	6,400	

PROGRAM DETAILS

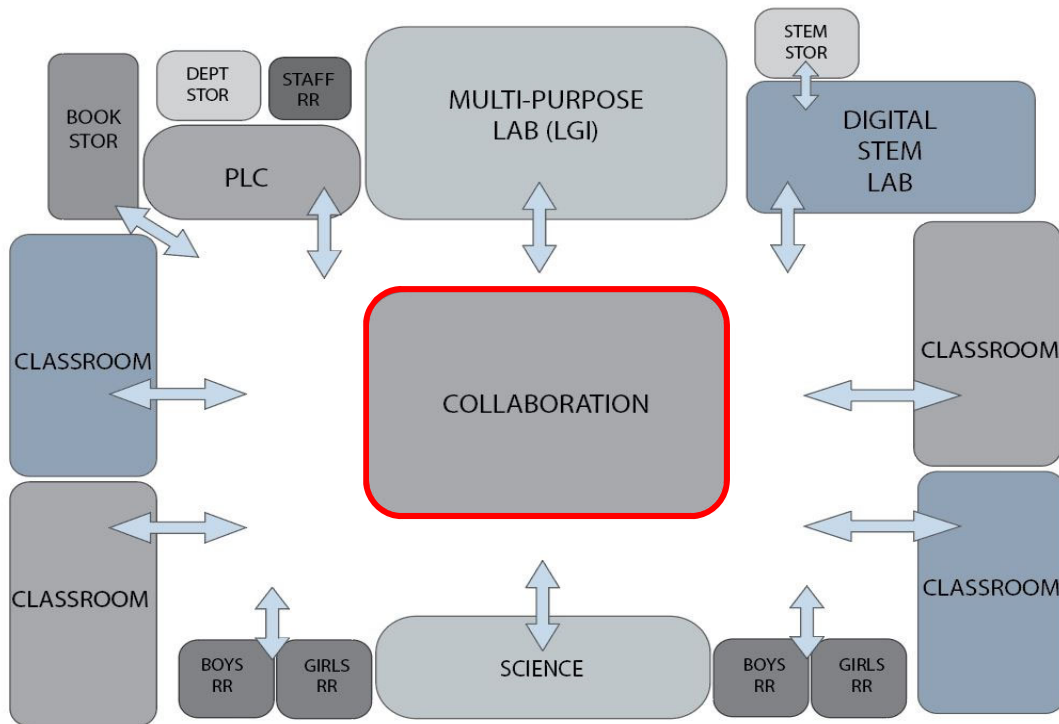
DESCRIPTION OF SPACE AND USES:

Flexible space that extends and enhances instructional spaces. This space is an active environment with enhanced technology, movable collaborative furniture and plenty of display and writable surfaces. Provide quiet areas within space.

SPATIAL RELATIONSHIP:

Directly adjacent to each grade level classroom cluster, within close proximity of restroom and water fountains. Collaboration areas can be split into two areas with classrooms on sides and in between or one larger space surrounded by classrooms.

RELATIONSHIP DIAGRAM



LEARNING FRAMEWORK

LEARNING ACTIVITIES:

Organized to facilitate a learner centered approach to instruction. Activities include whole class instruction, small group instruction (student-student and student-teacher), and individualized learning.

Collaboration Area

OTHER ACTIVITIES:

Team Activities - Teaming between rooms to enhance learning activities

Blended Learning- Engaging, active learning through technology

Makerspace - Hands on activities that elicit creativity and exploration from students.

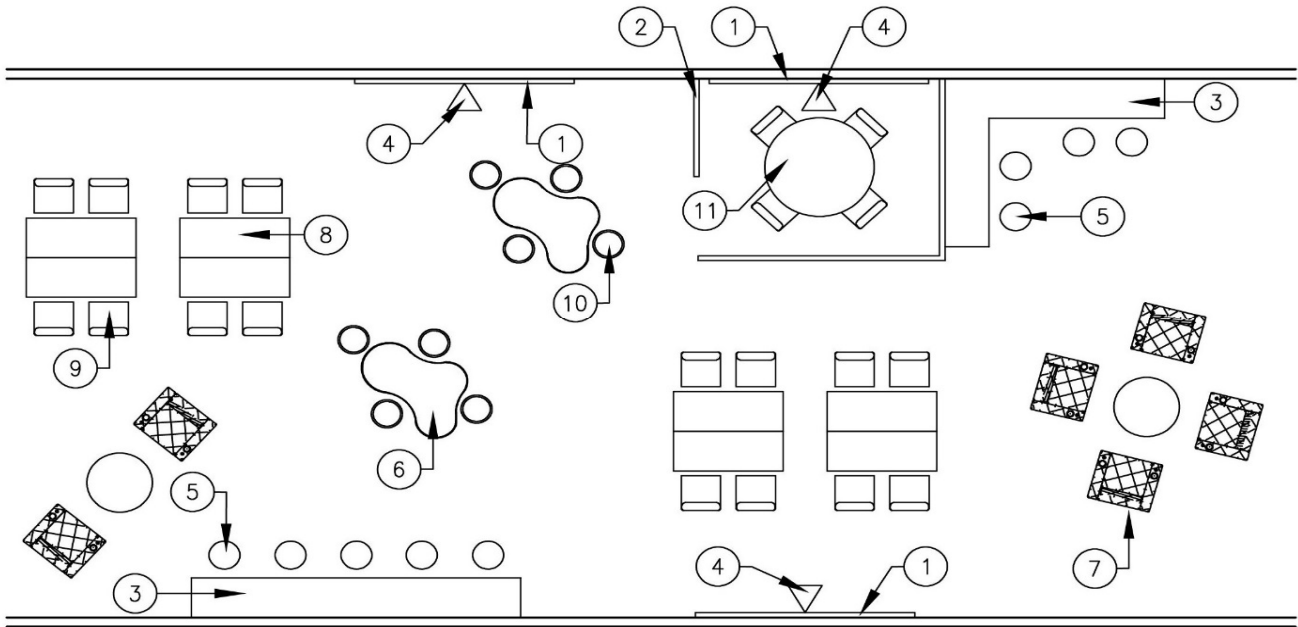
Project Based Learning - Team activities working towards a specific project goal or outcome.

Reflection - Quiet individual work or reflection.

Holding area for students as they go to other activities or dismissal.

Collaboration Area

LAYOUT



EQUIPMENT/FURNITURE

Furniture/Equipment	Tag No.	Notes	Qty.	Size	Comments
IN CONTRACT / CONTRACTOR PROVIDED					
Markerboard	1		2	5' x 10'	
Screen	2	Create acoustically enclosed space with opening.	4		
Counter	3		2	36" tall	
Instructional Display Technology	4		1		

					Collaboration Area
Furniture/Equipment	Tag No.	Notes	Qty.	Size	Comments
NOT IN CONTRACT / OWNER PROVIDED					
Stools	5		9		
Amoeba Table	6		2		
Soft Seating	7	Lounge chair	4		
Student Table	8		8		
Student Chair	9		20		
Wobble Stool	10		8		
Table	11	Round	1		
Notes:					
1. Provide plenty of electrical outlets above counter for charging. 2. Power in this room is critical for flexibility and maximum room use. Multiple floor outlets are needed at center of room.					

Department Storage

PROGRAM SPACES

SPACES	Quantity:	Capacity	Area (SF):	Total (SF):	Comments:
Department Storage	4		150	600	

PROGRAM DETAILS

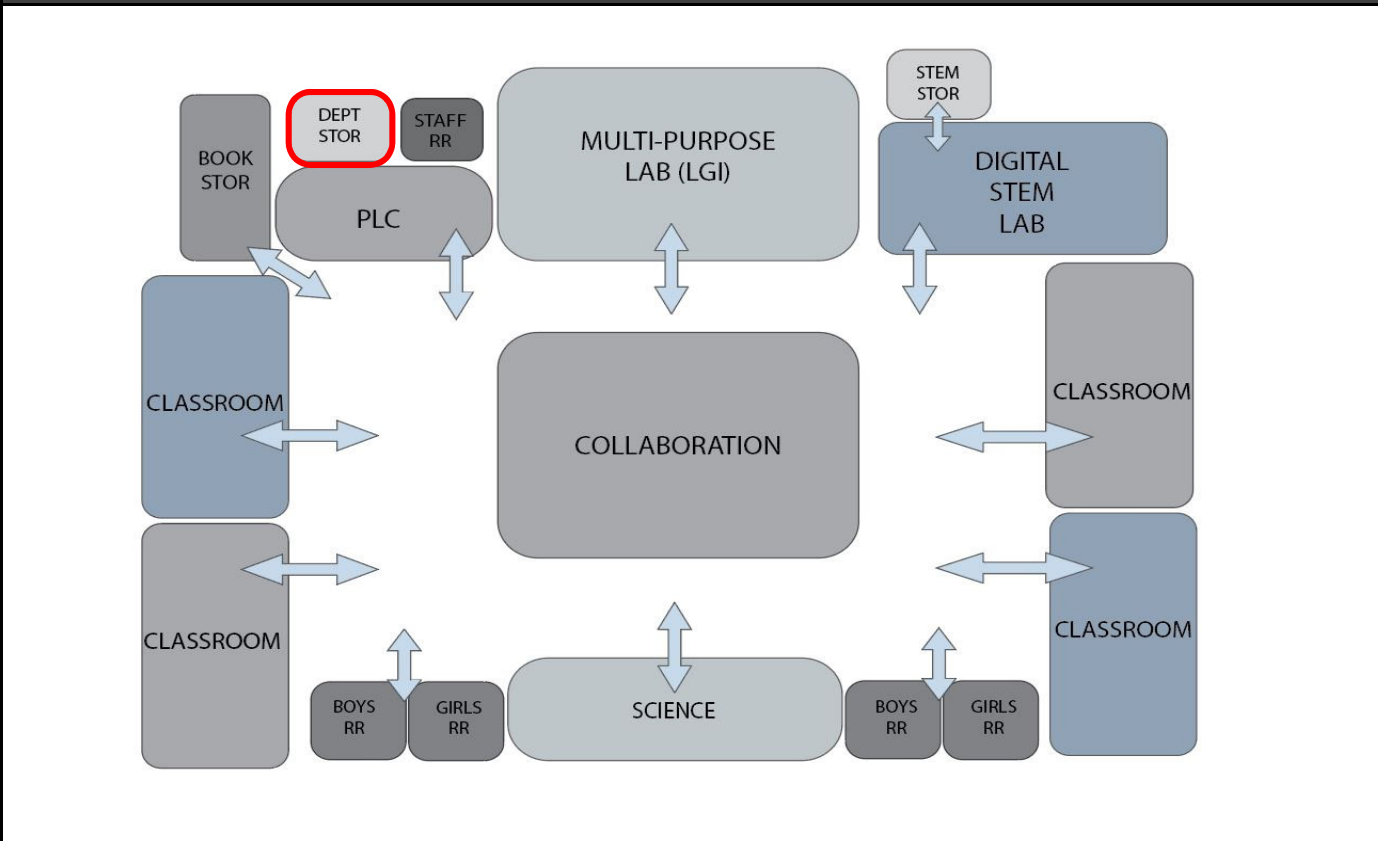
DESCRIPTION OF SPACE AND USES:

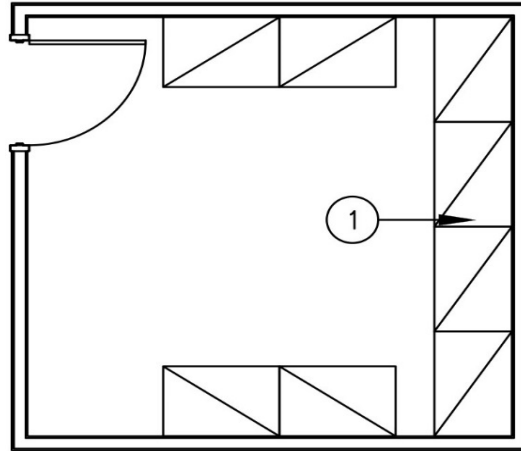
Storage of supplies.

SPATIAL RELATIONSHIP:

Located throughout the campus to provide storage for surrounding classrooms.

RELATIONSHIP DIAGRAM





EQUIPMENT/FURNITURE

Furniture/Equipment	Tag No.	Notes	Qty.	Size	Comments
---------------------	---------	-------	------	------	----------

IN CONTRACT / CONTRACTOR PROVIDED

Metal Shelving	1	Line walls	8	36" x 24" x 84"	

Furniture/Equipment	Tag No.	Notes	Qty.	Size	Comments
---------------------	---------	-------	------	------	----------

NOT IN CONTRACT / OWNER PROVIDED

Notes:

Student Restrooms

PROGRAM SPACES

SPACES	Quantity:	Capacity	Area (SF):	Total (SF):	Comments:
Student Restrooms	8		250	2,000	One set for girls, one for boys per area

PROGRAM DETAILS

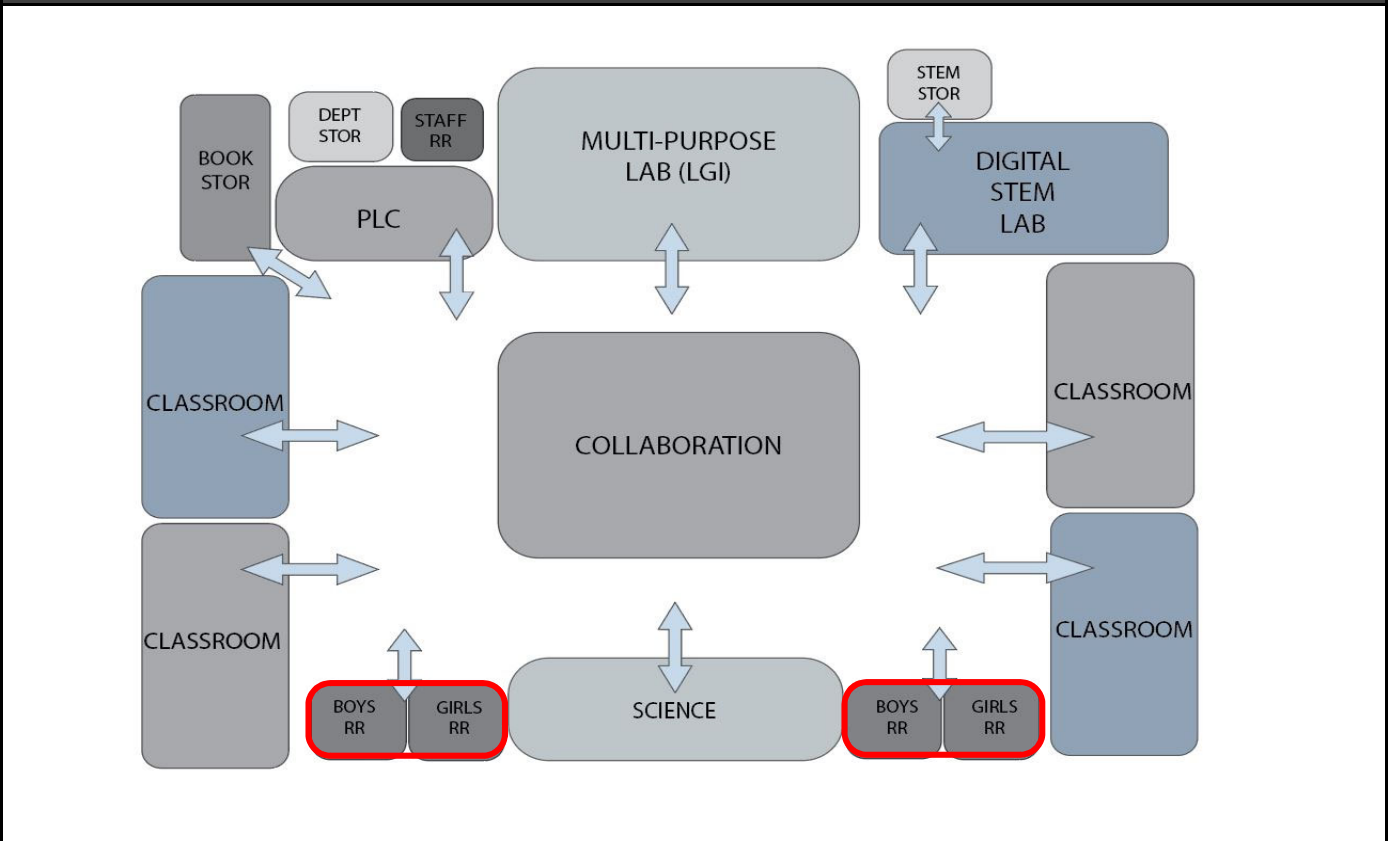
DESCRIPTION OF SPACE AND USES:

Student Restrooms

SPATIAL RELATIONSHIP:

One set (boys/girls) located close to classrooms and commons area throughout the campus.

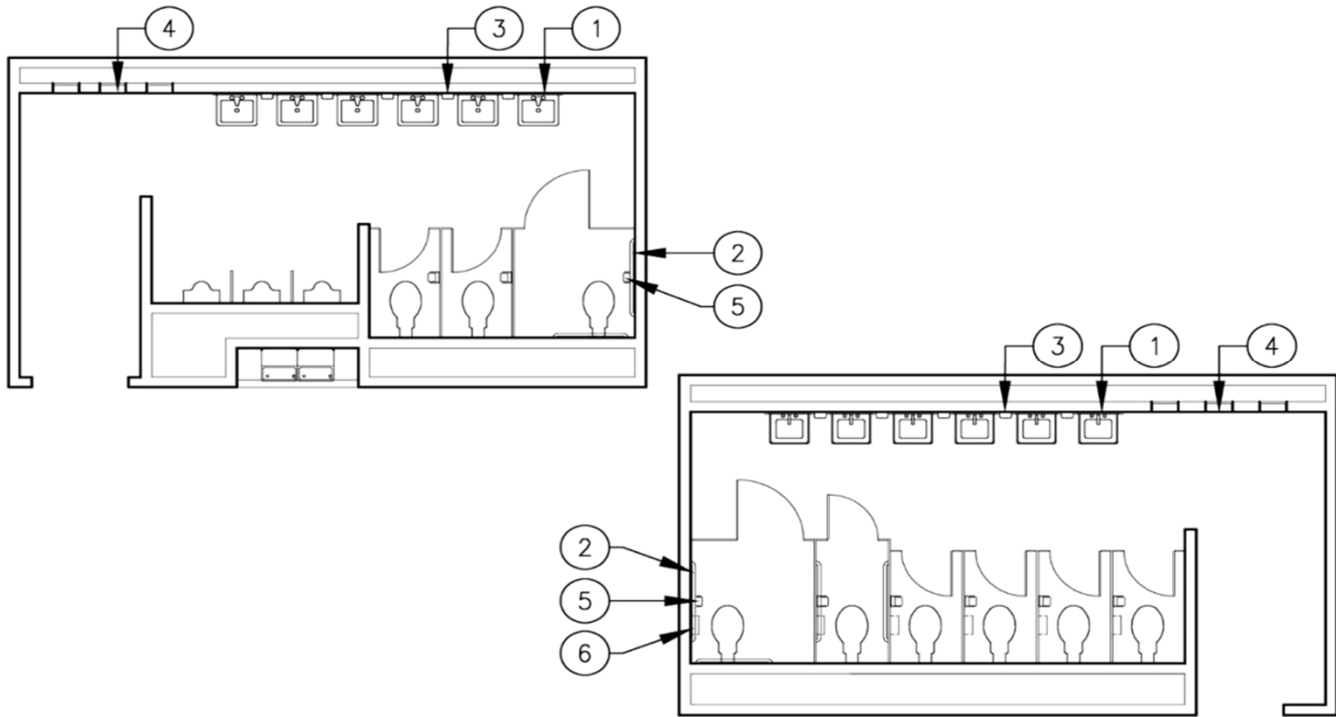
RELATIONSHIP DIAGRAM



Student Restrooms

Student Restrooms

LAYOUT



EQUIPMENT/FURNITURE

Furniture/Equipment	Tag No.	Notes	Qty.	Size	Comments
IN CONTRACT / CONTRACTOR PROVIDED			(per RR)		
Mirror	1		1		
Grab Bars	2		2		
Furniture/Equipment			Tag No.		
NOT IN CONTRACT / OWNER PROVIDED			(per RR)		
Soap Dispenser	3	Contractor installed	5		
Paper Towel Dispenser	4	Contractor installed	3		
Toilet Paper Dispenser	5	Contractor installed	3		
Feminine Napkins Disposal (Girls Only)	6	Contractor installed	6		

Notes:

1. Two stalls (minimum) per restroom.

Staff Restroom

PROGRAM SPACES

SPACES	Quantity:	Capacity	Area (SF):	Total (SF):	Comments:
Staff Restroom	4		60	240	

PROGRAM DETAILS

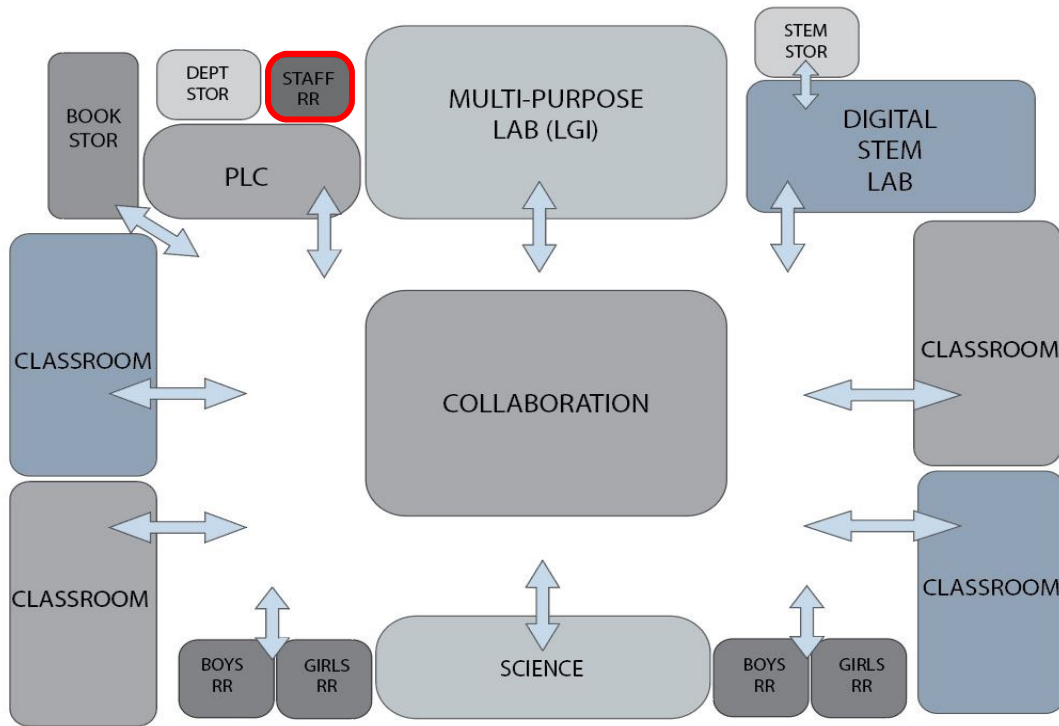
DESCRIPTION OF SPACE AND USES:

Restroom for use by Staff.

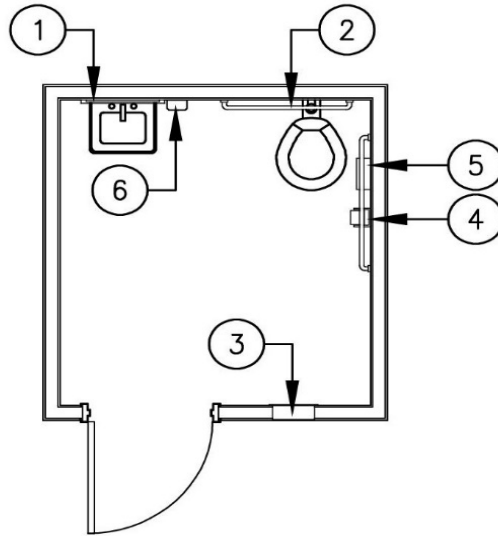
SPATIAL RELATIONSHIP:

Located throughout campus and in close proximity to the PLC space.

RELATIONSHIP DIAGRAM



Staff Restroom **Staff Restroom**
Staff Restroom **LAYOUT**



EQUIPMENT/FURNITURE

Furniture/Equipment	Tag No.	Notes	Qty.	Size	Comments
---------------------	---------	-------	------	------	----------

IN CONTRACT / CONTRACTOR PROVIDED

Mirror	1		1		
Grab Bars	2		2		

Furniture/Equipment	Tag No.	Notes	Qty.	Size	Comments
---------------------	---------	-------	------	------	----------

NOT IN CONTRACT / OWNER PROVIDED

Paper Towel Dispenser	3	Contractor installed	1		
Toilet Paper Dispenser	4	Contractor installed	1		
Feminine Napkin Disposal	5	Contractor installed	5		
Soap Dispenser	6	Contractor installed	8		

Notes:
 1. If located off public corridor, provide locks that can be used as privacy locks, or reconfigured for key access and automatic locking after each use.

Instructional Pull-Out Space (IPS)

PROGRAM SPACES

SPACES	Quantity:	Capacity	Area (SF):	Total (SF):	Comments:
Instructional Pull-Out Space (IPS)	12		600	7,200	Classroom to be flexible for varied use by campus.

PROGRAM DETAILS

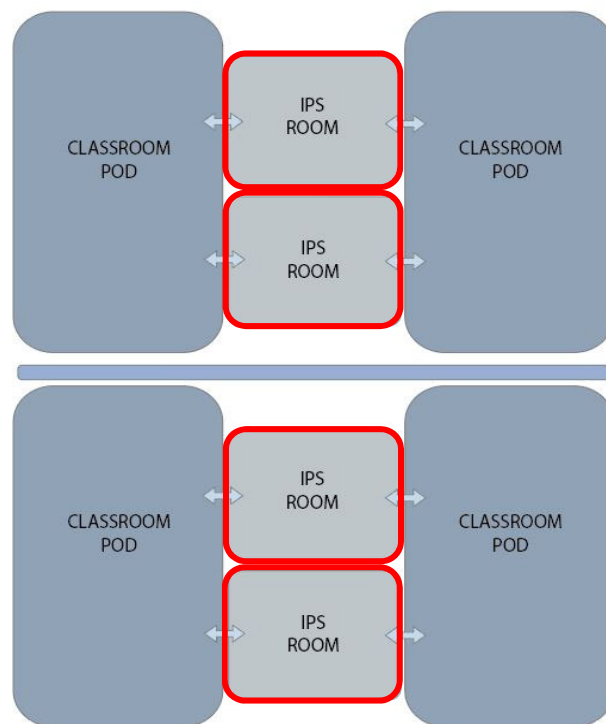
DESCRIPTION OF SPACE AND USES:

Lecture, demonstration, computer learning, small group instruction and written exercises.

SPATIAL RELATIONSHIP:

IPS rooms should be centrally located within or adjacent to classroom grade clusters. Depending on location within building, consider window to either outside or corridor.

RELATIONSHIP DIAGRAM



LEARNING FRAMEWORK

LEARNING ACTIVITIES:

Organized to facilitate a learner centered approach to instruction. Activities include whole class instruction, small group instruction (student-student and student-teacher), and individualized learning.

OTHER ACTIVITIES:

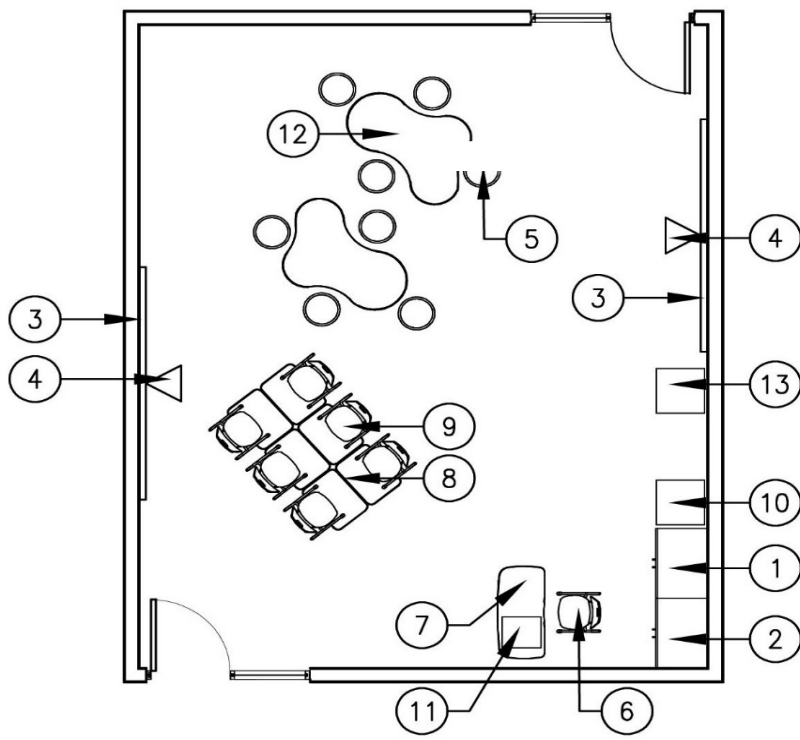
Small Group Interaction - Pullout spaces for interaction with teachers or other students.

Continuous Learning- Spill over to learning commons adjacent to classroom

Instructional Pull-Out Space (IPS)

- Team Activities - Teaming between rooms to enhance learning activities
- Blended Learning- Engaging, active learning through technology
- Reflection - Quiet individual work or reflection.
- Makerspace - Hands on activities that elicit creativity and exploration from students.
- Project Based Learning - Team activities working towards a specific project goal or outcome.

SPACES **LAYOUT**



EQUIPMENT/FURNITURE

Furniture/Equipment	Tag No.	Notes	Qty.	Size	Comments
IN CONTRACT / CONTRACTOR PROVIDED					
Tall Shelving Unit	1	Lockable	1	36" x 24" x 84"	
Teacher Wardrobe	2		1	36" x 24" x 84"	
Markerboard	3	One below projection device	2	5' x 10'	
Instructional Display Technology	4		2		

Instructional Pull-Out Space (IPS)					
Furniture/Equipment	Tag No.	Notes	Qty.	Size	Comments
NOT IN CONTRACT / OWNER PROVIDED					
Stools	5		8		
Task Chair	6		1		
Teacher Desk	7		1		
Student Desk	8		6		
Student Chair	9		6		
Tote Tray Cabinet	10		1		
Office Tool Set	11		1		
Amoeba Table	12		2		
Student Devices Cart	13		1		
Notes:					

Specialized Classrooms (A-D)

PROGRAM SPACES

SPACES	Quantity:	Capacity	Area (SF):	Total (SF):	Comments:
Specialized Classrooms (A-D)	4		1,200	4,800	Electrical to be tied to emergency generator for life support equipment.

PROGRAM DETAILS

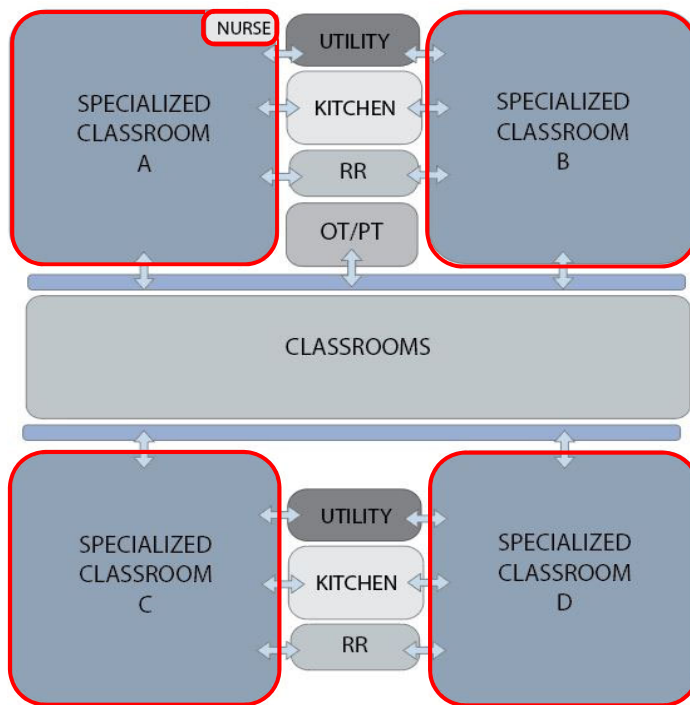
DESCRIPTION OF SPACE AND USES:

Specialized learning and instruction classrooms where life/coping skills and basic academics are taught. Classrooms A thru D to be connected to each other via special rooms (utility, restroom, kitchen, etc.) Classroom A to have a nurse station located within the space.

SPATIAL RELATIONSHIP:

Specialized Classrooms should be located within close proximity to each other and close to all other general classrooms.

RELATIONSHIP DIAGRAM



LEARNING FRAMEWORK

LEARNING ACTIVITIES:

Organized to facilitate a learner centered approach to instruction. Activities include whole class instruction, small group instruction (student-student and student-teacher), and individualized learning.

Specialized Classrooms (A-D)

OTHER ACTIVITIES:

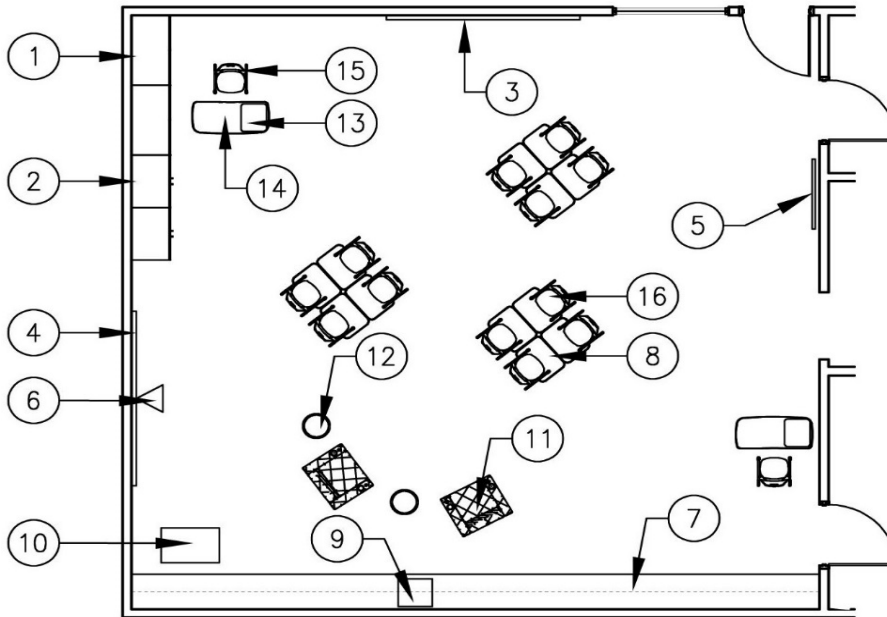
Small Group Interaction - Pullout spaces for interaction with teachers or other students.

Group Reading - Whole class story time, sitting on floor rug area

Blended Learning- Engaging, active learning through technology

Specialized Classrooms (A-D)

LAYOUT



EQUIPMENT/FURNITURE

Furniture/Equipment	Tag No.	Notes	Qty.	Size	Comments
IN CONTRACT / CONTRACTOR PROVIDED					
Tall Shelving	1		2	36" x 24" x 84"	
Teacher Wardrobe	2		2	36" x 24" x 84"	
Markerboard	3		1	5' x 4'	
Markerboard	4		1	5' x 10'	
Markerboard	5		1	5' x 3'	
Instructional Display Technology	6		1		
Upper and Lower Cabinets	7	Line one wall			

Specialized Classrooms (A-D)					
Furniture/Equipment	Tag No.	Notes	Qty.	Size	Comments
NOT IN CONTRACT / OWNER PROVIDED					
Student Desk	8		12		
Printer	9		1		
Nurse Cart	10	Classroom A only	1		
Soft Seating	11		2		
Wobbly Stools	12		2		
Teacher Tool Set	13		2		
Teacher Desk	14		2		
Task Chair	15		2		
Student Chair	16		12		
Notes:					

Specialized Classrooms (E-F)

PROGRAM SPACES

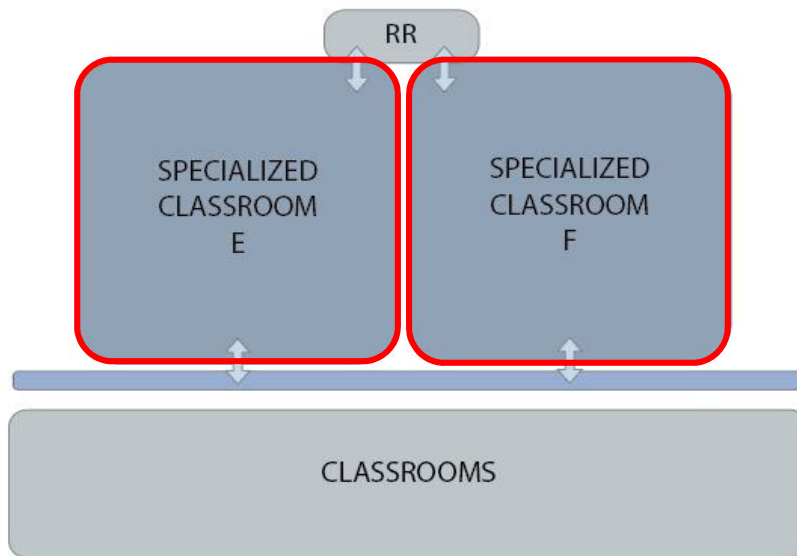
SPACES	Quantity:	Capacity	Area (SF):	Total (SF):	Comments:
Specialized Classrooms (E-F)	2		850	2,750	To be tied to emergency generator for life support equipment.

PROGRAM DETAILS

DESCRIPTION OF SPACE AND USES:
 Specialized learning and instruction classrooms where life/coping skills and basic academics are taught.

SPATIAL RELATIONSHIP:
 Classrooms E and F to be decentralized and located near other academic classrooms in the campus.

RELATIONSHIP DIAGRAM



LEARNING FRAMEWORK

LEARNING ACTIVITIES:

Organized to facilitate a learner centered approach to instruction. Activities include whole class instruction, small group instruction (student-student and student-teacher), and individualized learning.

Specialized Classrooms (E-F)

OTHER ACTIVITIES:

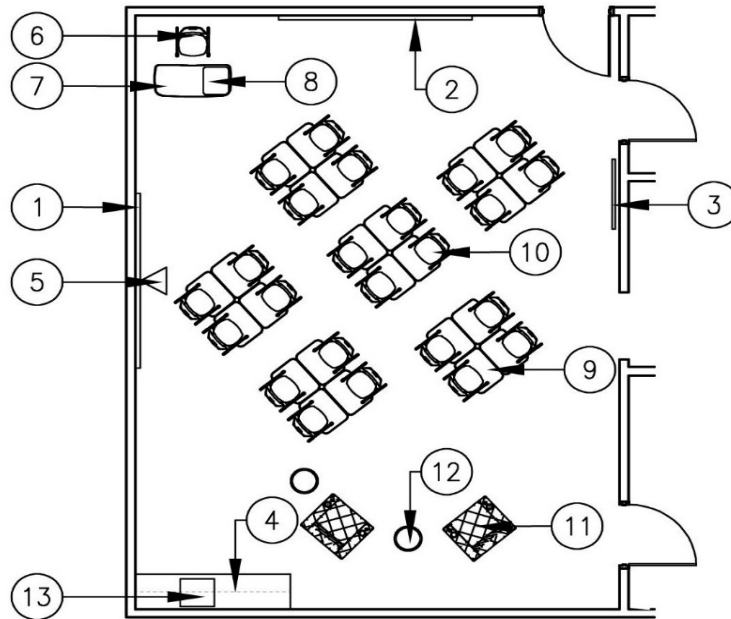
Small Group Interaction - Pullout spaces for interaction with teachers or other students.

Group Reading - Whole class story time, sitting on floor rug area

Blended Learning- Engaging, active learning through technology

Specialized Classrooms (E-F)

LAYOUT



EQUIPMENT/FURNITURE

Furniture/Equipment	Tag No.	Notes	Qty.	Size	Comments
IN CONTRACT / CONTRACTOR PROVIDED					
Markerboard	1		1	5' x 10'	
Markerboard	2		1	5' x 4'	
Markerboard	3		1	4' x 4'	
Upper and Lower Cabinets	4				
Instructional Display Technology	5		1		

Specialized Classrooms (E-F)					
Furniture/Equipment	Tag No.	Notes	Qty.	Size	Comments
NOT IN CONTRACT / OWNER PROVIDED					
Task Chair	6		1		
Teacher Desk	7		1		
Teacher Tool Set	8		1		
Student Desk	9		24		
Chair	10		24		
Soft Seating	11		2		
Wobbly Stools	12		2		
Printer	13		1		
Notes:					

Utility Room

PROGRAM SPACES

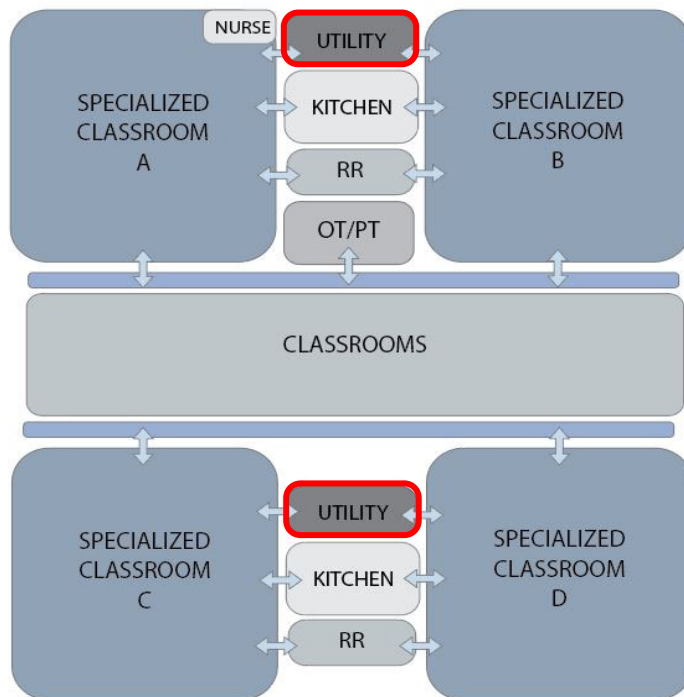
SPACES	Quantity:	Capacity	Area (SF):	Total (SF):	Comments:
Utility Room	2		250	500	Provide power/water for washer & dryer within space.

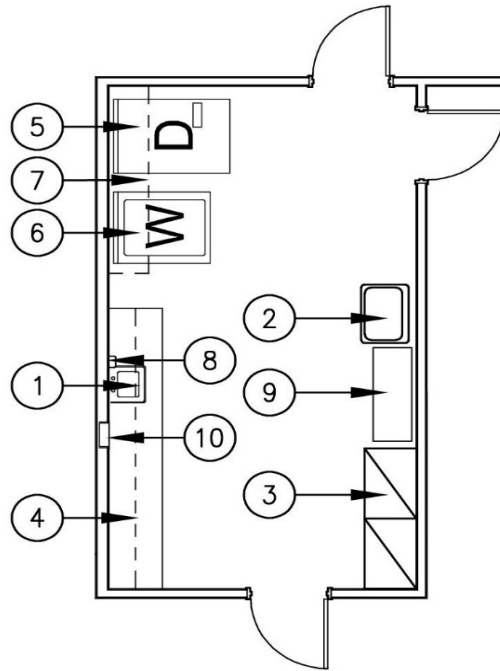
PROGRAM DETAILS

DESCRIPTION OF SPACE AND USES:
 Cleaning and changing of clothes for students with disabilities.

SPATIAL RELATIONSHIP:
 Direct access from Specialized Classrooms A & B, and Specialized Classrooms C & D.

RELATIONSHIP DIAGRAM





EQUIPMENT/FURNITURE

Furniture/Equipment	Tag No.	Notes	Qty.	Size	Comments
---------------------	---------	-------	------	------	----------

IN CONTRACT / CONTRACTOR PROVIDED

Sink	1		1		
Deep Sink	2		1		
Metal Shelving	3		2	36" x 24" x 84"	
Upper and Lower Cabinets	4				
Residential Dryer	5		1		
Residential Washer	6		1		
Shelf	7	Above washer/dryer	1		

Furniture/Equipment	Tag No.	Notes	Qty.	Size	Comments
---------------------	---------	-------	------	------	----------

NOT IN CONTRACT / OWNER PROVIDED

Soap Dispenser	8	Contractor installed	1		
Folding Table	9		1	18" x 4'	
Paper Towel Dispenser	10	Contractor installed	1		

Notes:

Kitchenette

PROGRAM SPACES

SPACES	Quantity:	Capacity	Area (SF):	Total (SF):	Comments:
Kitchenette	2	N/A	250	500	Provide power/water to appliances

PROGRAM DETAILS

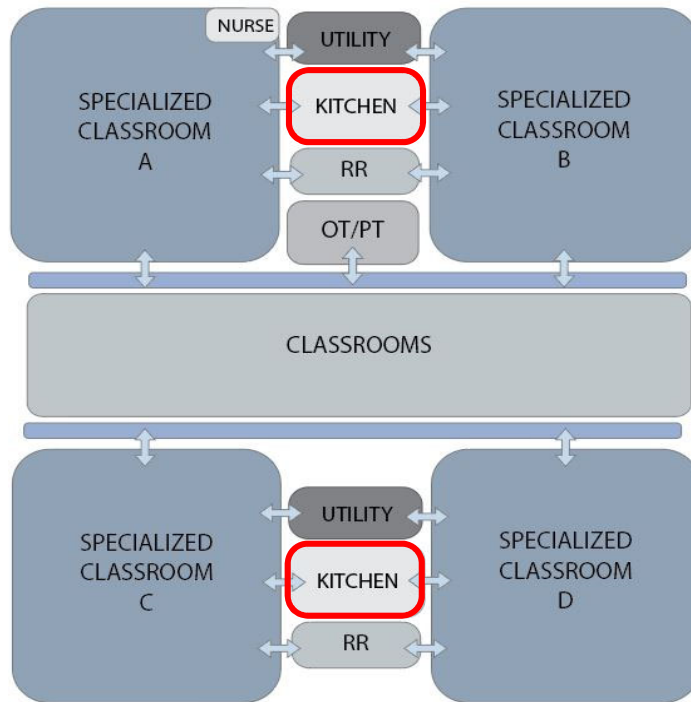
DESCRIPTION OF SPACE AND USES:

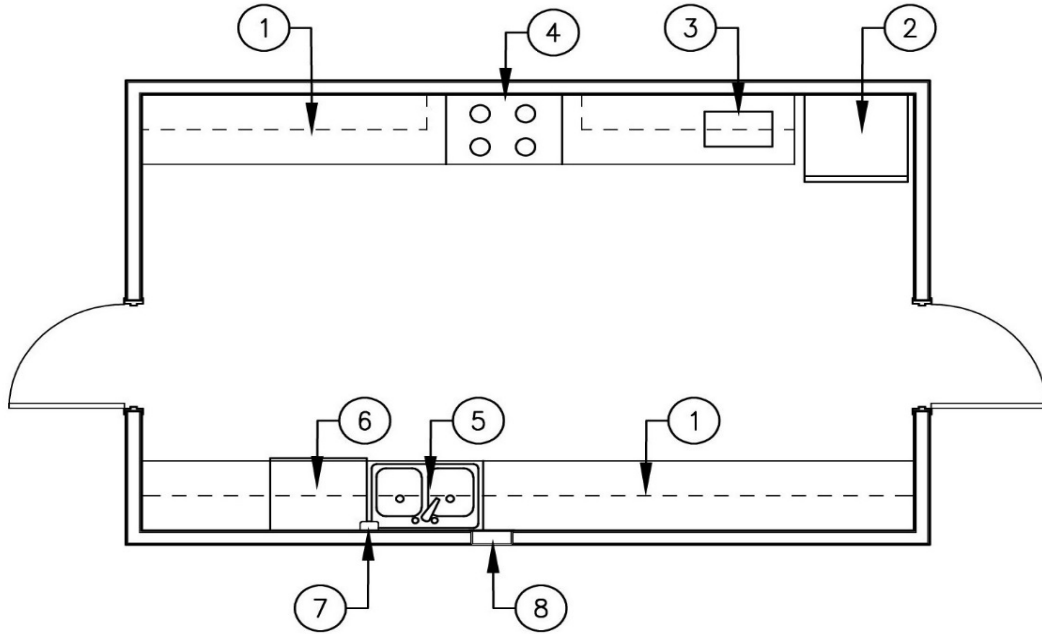
Kitchenette space for Specialized Classrooms for food preparation and instruction.

SPATIAL RELATIONSHIP:

Direct access from Specialized Classrooms A & B, and Specialized Classrooms C & D.

RELATIONSHIP DIAGRAM





EQUIPMENT/FURNITURE

Furniture/Equipment	Tag No.	Notes	Qty.	Size	Comments
IN CONTRACT / CONTRACTOR PROVIDED					
Upper and Lower Cabinets	1				
Refrigerator	2	With ice maker	1		
Microwave	3		1		
Stove with Vent Hood	4		1		
Double Compartment Sink	5	Garbage disposal	1		
Dishwasher	6		1		
Furniture/Equipment	Tag No.	Notes	Qty.	Size	Comments
NOT IN CONTRACT / OWNER PROVIDED					
Soap Dispenser	7	Contractor installed	1		
Paper Towel Dispenser	8	Contractor installed	1		

Notes:

PROGRAM SPACES

SPACES	Quantity:	Capacity	Area (SF):	Total (SF):	Comments:
OT/PT/Motor Lab	1		450	450	Electrical to be tied to emergency generator for life support equipment.

PROGRAM DETAILS

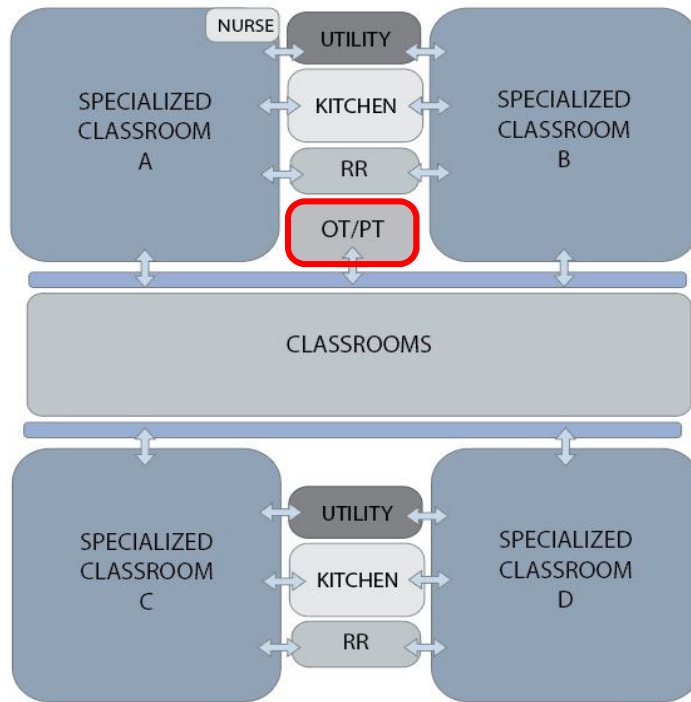
DESCRIPTION OF SPACE AND USES:

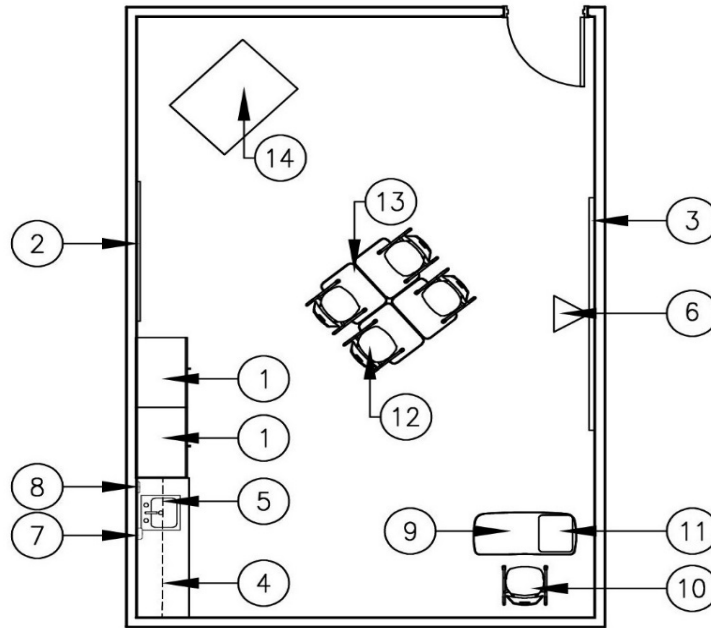
Occupational and physical therapy and motor skills lab space for development activities and de-escalation space.

SPATIAL RELATIONSHIP:

Adjacent to Specialized Classrooms and other Special Education spaces.

RELATIONSHIP DIAGRAM





EQUIPMENT/FURNITURE

Furniture/Equipment	Tag No.	Notes	Qty.	Size	Comments
IN CONTRACT / CONTRACTOR PROVIDED					
Tall Shelving Unit	1	Lockable	2	36" x 24" x 84"	
Mirror	2	For student use	1	6' x 10'	
Markerboard	3	Mount at low height	1	5' x 10'	
Upper and Lower Cabinets	4		2		
Sink	5		1		
Instructional Display	6		1		

Furniture/Equipment	Tag No.	Notes	Qty.	Size	Comments
NOT IN CONTRACT / OWNER PROVIDED					
Paper Towel Dispenser	7	Contractor installed	1		
Soap Dispenser	8	Contractor installed	1		
Teacher Desk	9		1		
Task Chair	10		1		
Office Tool Set	11		1		
Student Chair	12		4		
Student Desk	13		4		
Swing Table	14		1		

Notes:

Restroom

PROGRAM SPACES

SPACES	Quantity:	Capacity	Area (SF):	Total (SF):	Comments:
Restroom	3	N/A	290	870	

PROGRAM DETAILS

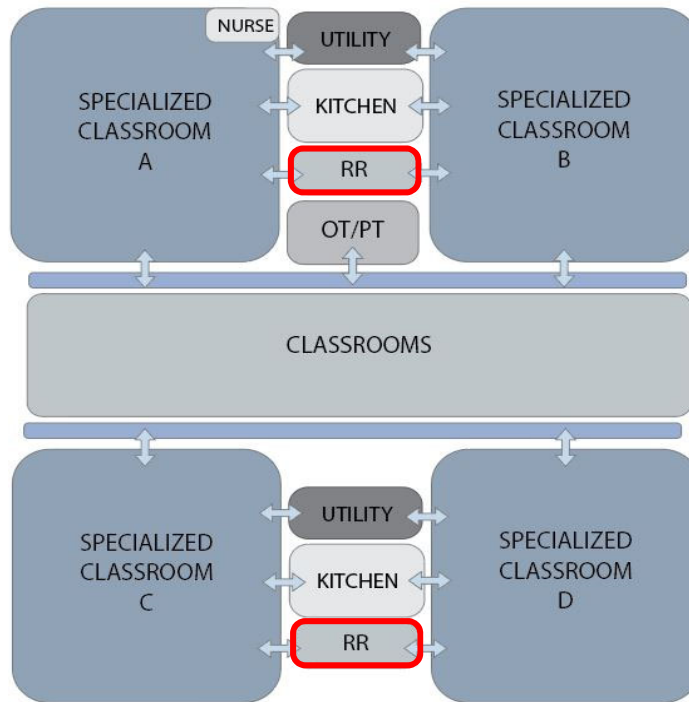
DESCRIPTION OF SPACE AND USES:

Restrooms for special education students with shower.

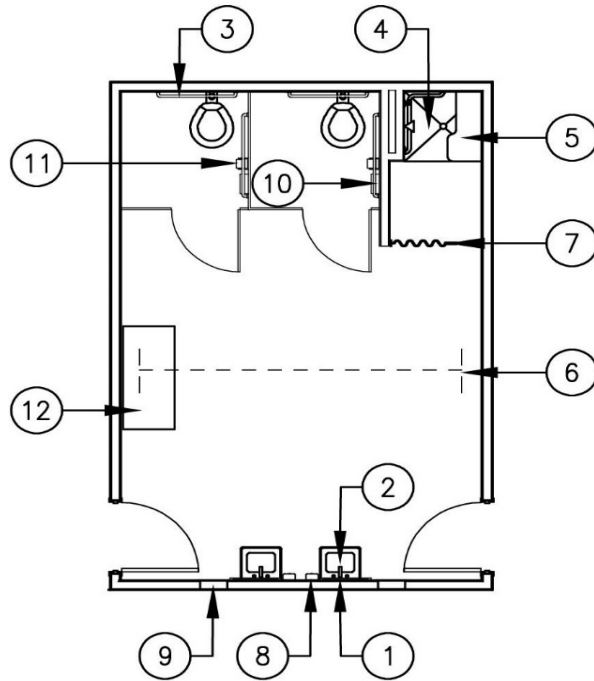
SPATIAL RELATIONSHIP:

One located between Specialized Classrooms A & B, one between C & D, and one between E & F.

RELATIONSHIP DIAGRAM



Restroom **Restroom**
LAYOUT



EQUIPMENT/FURNITURE

Furniture/Equipment	Tag No.	Notes	Qty.	Size	Comments
IN CONTRACT / CONTRACTOR PROVIDED					
Mirror	1		1		
Sink	2		2		
Grab Bars	3		4		
Shower	4	Handicap Accessible	1		
In-Shower Bench	5	Handicap Accessible	1		
HC Lift & Support	6	Attach to structure	1		
Shower Curtain	7		1		
Furniture/Equipment	Tag No.	Notes	Qty.	Size	Comments
NOT IN CONTRACT / OWNER PROVIDED					
Soap Dispenser	8	Contractor installed	2		
Paper Towel Dispenser	9	Contractor installed	2		
Feminine Napkin Disposal	10	Contractor installed	2		
Toilet Paper Dispenser	11	Contractor installed	2		
Changing Table	12	Contractor installed	1		

Notes:



ATHLETICS AND
PHYSICAL EDUCATION



1. PROGRAM DESCRIPTION

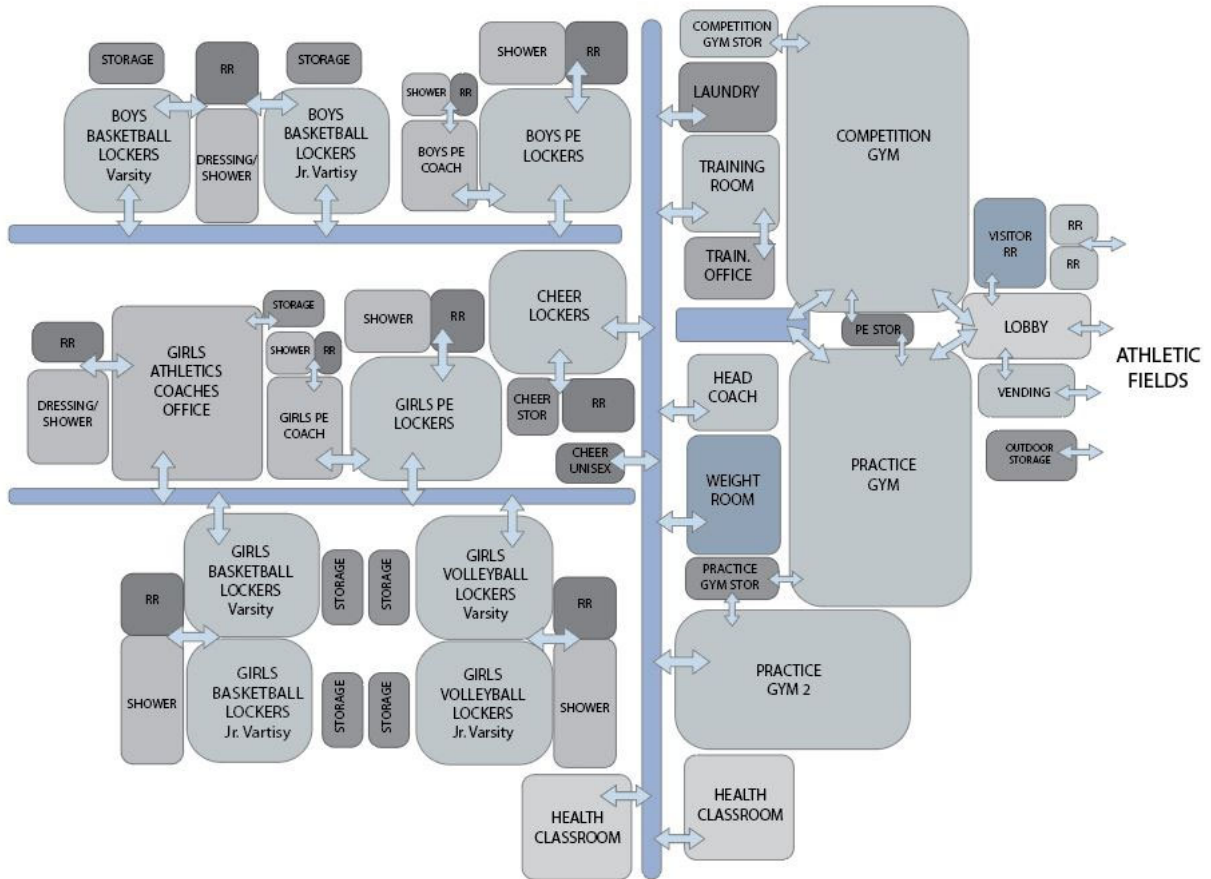
Fort Bend ISD recognizes that the physical education programs are integral to supporting the whole child. Educating children at a young age on the importance of fitness and exercise, helps them become more physically fit, and promotes an active and healthy lifestyle, while having fun.



Athletics/Physical Education programs at the high school level shall include a variety of sports. Facilities shall be provided accordingly and will include locker rooms, dressing areas, showers and restrooms for both boys and girls. Separate spaces for athletics and physical education will be included in the school program. High Schools should have three (3) gymnasias; one competition and two smaller, practice gyms. Each gym will have basketball goals, volleyball insets, as well as bleachers and scoreboards.

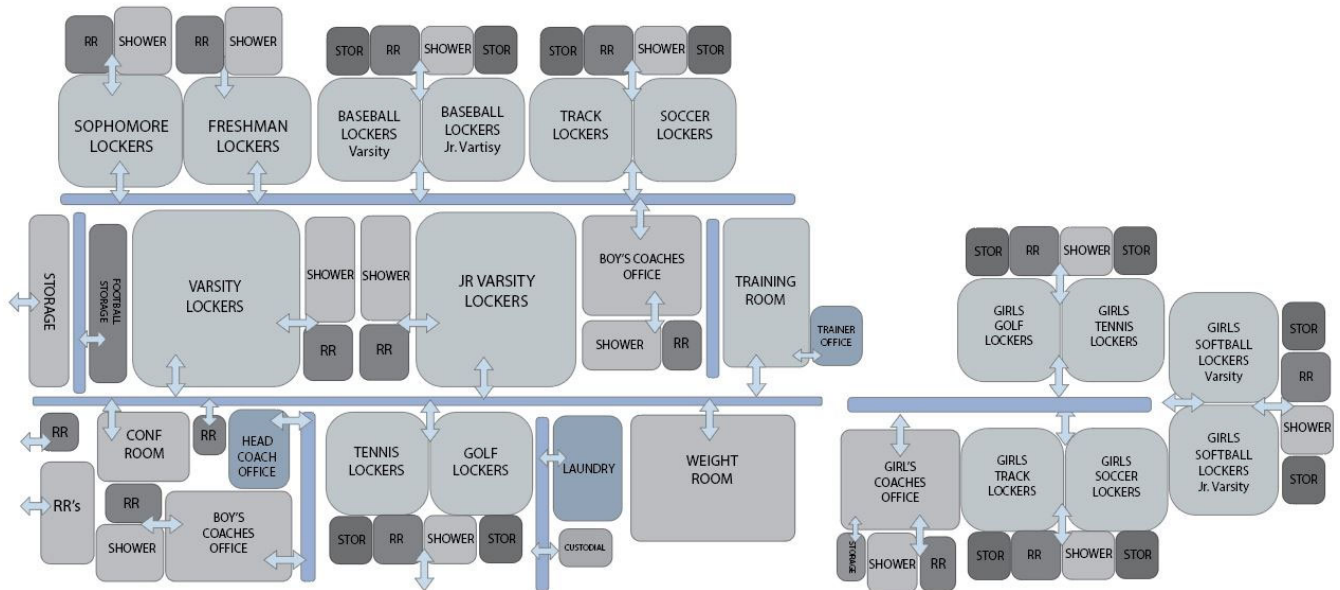
A field house will be provided on high school campuses within close proximity to outdoor athletics/football fields as well as a large parking area for use during games/events.

2. SPATIAL RELATIONSHIPS & ADJACENCIES



ATHLETICS / PHYSICAL EDUCATION

FIELD HOUSE



3. PROGRAM OF SPACE

Space/Function	Qty	SF	TOTAL SF	
ATHLETICS / PHYSICAL EDUCATION				
Competition Gym	1	13,000	13,000	Seating for 1000
Competition Gym Storage	1	625	625	
Practice Gym	1	11,000	11,000	Seating for 500
Practice Gym Storage	1	475	475	
Practice Gym 2	1	9,000	9,000	Seating for 150
Lobby	1	2,160	2,160	
PE Storage	1	150	150	
Visitor's Restroom	2	400	800	
Head Athletic Coach Office	1	250	250	
Laundry	1	300	300	
Training Room	1	1,000	1,000	
Weight Room	1	1,500	1,500	
Vending	1	380	380	
Outdoor Restrooms	2	200	400	Access to/from outdoors
Trainer Office	1	120	120	
Cheer Locker Room	1	800	800	
Cheer Storage	1	200	200	
Cheer Restroom	1	360	360	
Cheer Dressing/Unisex Restroom	1	150	150	
Health Classroom	2	1,100	2,200	
PE - Boys/Girls				
PE Coaches Office	2	400	800	(1) Girls / (1) Boys
PE Coaches Dressing	2	200	400	(1) Girls / (1) Boys

ATHLETICS / PHYSICAL EDUCATION

Space/Function	Qty	SF	TOTAL SF	
PE Locker	2	1,800	3,600	(1) Girls / (1) Boys
PE Showers	2	200	400	(1) Girls / (1) Boys
PE Restroom	2	200	400	(1) Girls / (1) Boys
Girl's Athletics				
Girl's Coaches Office	1	700	700	
Girl's Coaches Dressing	1	600	600	
Girl's Coaches Storage	1	200	200	
Basketball Varsity Locker Room	1	800	800	
Basketball Jr. Varsity Locker Room	1	800	800	
Varsity Volleyball Locker Room	1	800	800	
Jr. Varsity Volleyball Locker Room	1	800	800	
Team Storage	4	200	800	
Team Showers	2	360	720	
Team Restrooms	2	360	720	
Boy's Athletics				
Basketball Varsity Locker Room	1	700	700	
Basketball Jr. Varsity Locker Room	1	700	700	
Team Storage	2	200	400	
Team Showers	1	360	360	
Team Restrooms	1	360	360	
ATHLETICS / PHYSICAL EDUCATION SUBTOTAL:			59,930	
FIELD HOUSE - MAIN				
Men's Visitor's Restroom	1	290	290	
Women's Visitor's Restroom	1	545	545	
Single User Restroom	2	60	120	
Custodial	1	90	90	
Laundry	1	300	300	
Training Room	1	1,000	1,000	
Trainer Office	1	120	120	
Conference Room	1	300	300	
Head Athletic Coach Office	1	250	250	
Weight Room	1	2,030	2,030	
Outdoor Storage	1	760	760	
Football				
Freshman Locker Room/Showers	1	1,630	1,630	
Sophomore Locker Rooms/Showers	1	1,185	1,185	
Junior Varsity Locker Rooms/Showers	1	1,110	1,110	
Varsity Locker Rooms/Showers	1	1,110	1,110	
Coaches Offices	1	725	725	
Coaches Restroom/Shower	1	230	230	
Football Storage	1	360	360	
Boy's Sports				
Baseball Varsity Locker Room	1	700	700	
Baseball Jr. Varsity Locker Room	1	700	700	
Track Locker Room	1	700	700	
Soccer Locker Room	1	700	700	

ATHLETICS / PHYSICAL EDUCATION

Space/Function	Qty	SF	TOTAL SF	
Tennis Locker Room	1	700	700	
Golf Locker Room	1	700	700	
Team Storage	6	200	1,200	
Team Showers	3	360	1,080	
Team Restrooms	3	360	1,080	
Team Coaches Office	1	600	600	
Team Coaches Shower/Restroom	1	400	400	
Girl's Sports				
Girl's Coaches Office	1	700	700	
Girl's Coaches Dressing	1	600	600	
Girl's Coaches Storage	1	200	200	
Track Locker Room	1	800	800	
Soccer Locker Room	1	800	800	
Tennis Locker Room	1	800	800	
Golf Locker Room	1	800	800	
Varsity Softball Locker Room	1	800	800	
Jr. Varsity Softball Locker Room	1	800	800	
Team Storage	6	200	1,200	
Team Showers	3	360	1,080	
Team Restrooms	3	360	1,080	
FIELD HOUSE - SUBTOTAL:			30,375	

4. FINISHES

	Walls			Floor			Ceiling			REMARKS
	Impact Resistant	Tile	Painted CMU	Hard Surface	Sealed Concrete	Tile	Hard Ceiling	2x2 Acoustical Lay-In	Exposed	
ATHLETICS / PHYSICAL EDUCATION										
Competition Gym			X	X					X	Wood Flooring
Practice Gym			X	X					X	Wood Flooring
Gym Storage Rooms			X	X					X	
Practice Gym 2			X	X					X	Wood Flooring
Lobby	X			X				X		
PE Storage			X	X					X	
Restrooms		X				X		X		
Laundry		X		X				X		Vinyl coated
Training Room			X	X				X		Vinyl coated
Weight Room			X			X		X		11' min ceiling height
Vending		X				X		X		
Head Athletic Coach Office			X	X				X		

ATHLETICS / PHYSICAL EDUCATION

	Walls			Floor			Ceiling			REMARKS
	Impact Resistant	Tile	Painted CMU	Hard Surface	Sealed Concrete	Tile	Hard Ceiling	2x2 Acoustical Lay-In	Exposed	
Trainer Office			X	X				X		
Cheer Storage			X	X					X	
Health Classroom			X	X				X		
Corridors	X			X					X	
PE - Boys/Girls										
PE Coaches Office				X				X		
PE Locker			X	X					X	
PE Showers		X				X	X			
PE Restroom		X				X		X		
Boys Athletics										
Basketball Varsity Locker Room			X	X				X		
Basketball JV Locker Room		X				X	X			
Team Storage			X	X					X	
Team Showers		X				X	X			
Team Restrooms		X				X		X		
Girl's Athletics										
Girl's Coaches Office			X	X				X		
Girl's Coaches Showers		X				X	X			
Girl's Coaches Storage	X			X				X		
Girl's Team Locker			X	X					X	
Girl's Team Restroom		X				X		X		
Girl's Showers		X				X	X			
Girl's Team Storage	X			X					X	
Field House										
Visitor's Restroom		X				X		X		
Single User Restroom		X				X		X		
Custodial			X	X		X			X	
Laundry		X		X				X		Vinyl coated
Training Room			X	X				X		Vinyl coated
Trainer Office			X	X				X		
Conference Room				X				X		
Head Athletic Coach Office			X	X				X		
Weight Room			X			X		X		11' min ceiling height
Outdoor Storage			X		X				X	
Corridors	X			X				X		
Football										
Freshman Locker Room/Showers			X			X	X			Tile at wet areas
Sophomore Locker Rooms/Showers			X			X	X			Tile at wet areas

ATHLETICS / PHYSICAL EDUCATION

	Walls			Floor			Ceiling			REMARKS
	Impact Resistant	Tile	Painted CMU	Hard Surface	Sealed Concrete	Tile	Hard Ceiling	2x2 Acoustical Lay-In	Exposed	
Junior Varsity Locker Rooms/Showers			X			X	X			Tile at wet areas
Varsity Locker Rooms/Showers			X			X	X			Tile at wet areas
Football Storage	X				X			X		
Coaches Offices			X	X				X		
Coaches Locker Room			X	X					X	
Coaches Restroom/Shower		X				X	X			
Sports										
Baseball Varsity Locker Room			X			X	X			
Baseball Jr. Varsity Locker Room			X			X	X			
Track Locker Room			X			X	X			
Soccer Locker Room			X			X	X			
Tennis Locker Room			X			X	X			
Golf Locker Room			X			X	X			
Team Storage			X			X		X		
Team Showers			X			X	X			
Team Restrooms		X				X	X			
Team Coaches Office			X	X				X		
Team Coaches Shower/RR		X				X	X			Tile at wet areas

Competition Gym

PROGRAM SPACES

SPACES	Quantity:	Capacity	Area (SF):	Total (SF):	Comments:
Competition Gym	1		13,000	13,000	Seating for 1,000

PROGRAM DETAILS

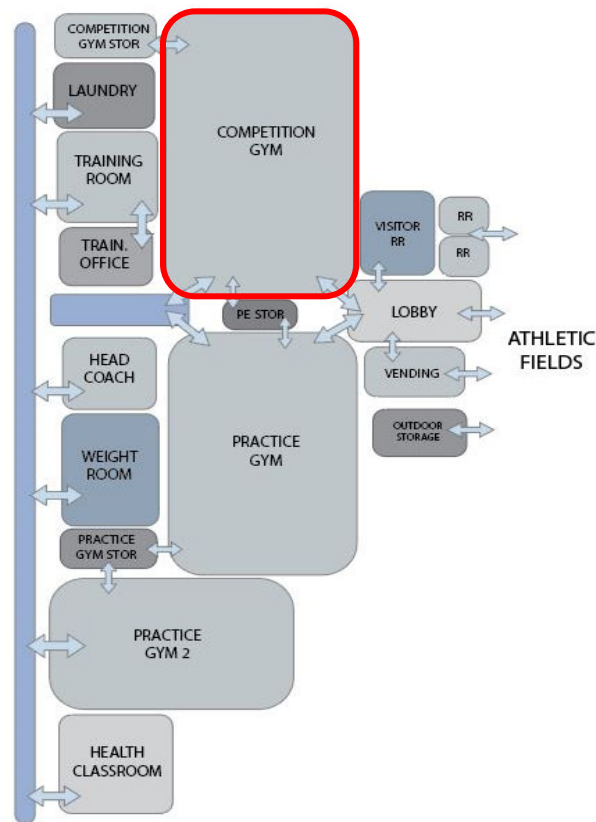
DESCRIPTION OF SPACE AND USES:

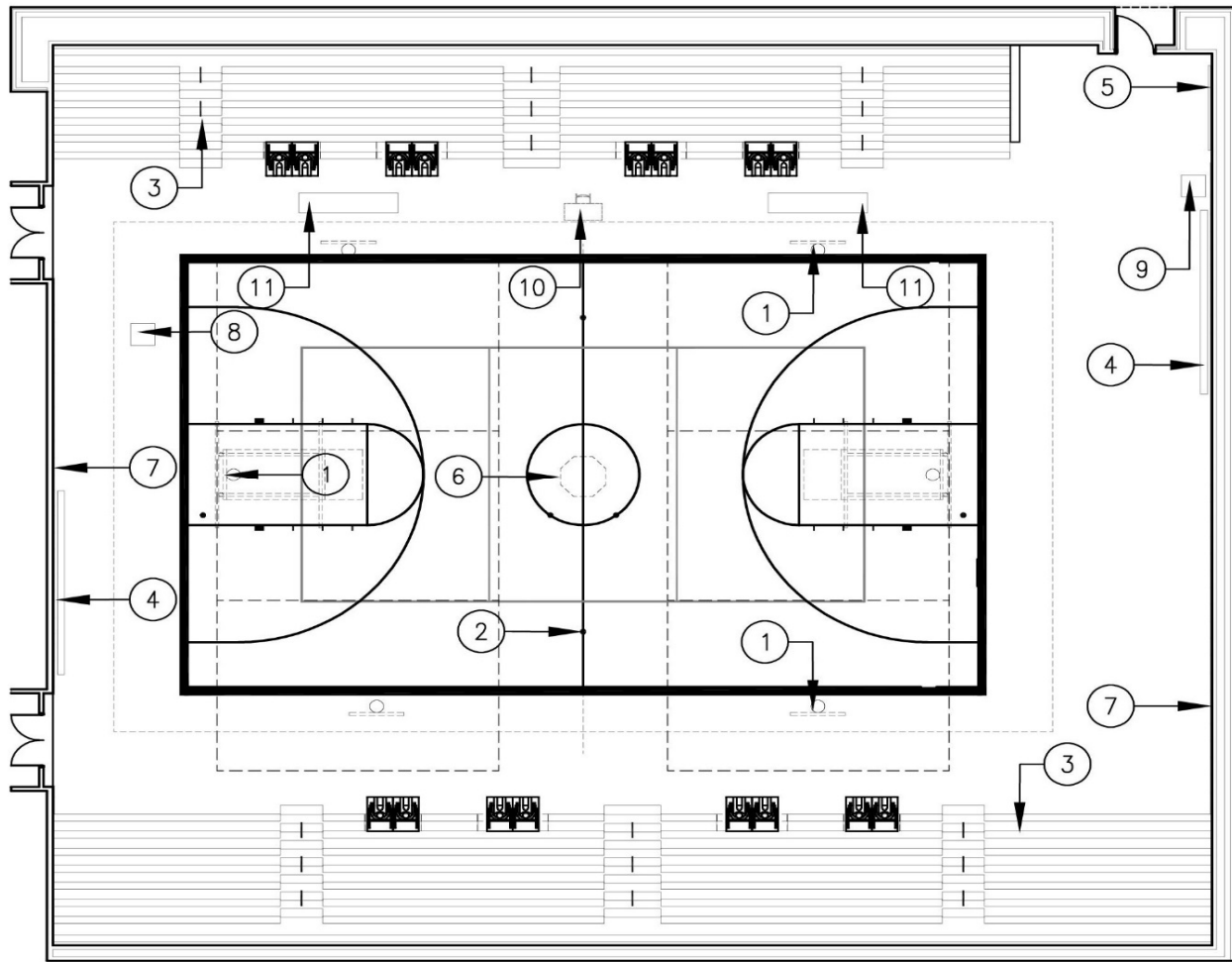
Competition and practice for athletic programs and physical education activities including but not limited to running, general exercising, basketball, volleyball, as well as lectures, demonstrations and student assemblies or presentations.

SPATIAL RELATIONSHIP:

Locate close to all Athletic and PE spaces, next to Practice Gym and close to Athletic Fields.

RELATIONSHIP DIAGRAM





EQUIPMENT/FURNITURE

Furniture/Equipment	Tag No.	Notes	Qty.	Size	Comments
---------------------	---------	-------	------	------	----------

IN CONTRACT / CONTRACTOR PROVIDED

Basketball Goals	1	Folding, motorized, clear glass backboard	6		
Volleyball Inserts, Standards & Nets	2				
Bleachers	3	1,000 seats; retractable			
Scoreboard	4	Digital	2		
Magnetic Markerboard	5		1	4'x 10'	
Sound System	6		1		
Wall Pads	7	Locate behind basketball goals	2	2' x 6'	
Instructional Display Technology	8	With mobile cart	1		

					Competition Gym
Furniture/Equipment	Tag No.	Notes	Qty.	Size	Comments
NOT IN CONTRACT / OWNER PROVIDED					
Cafeteria/Gym Tool Set	9	With cart	1		
Scorer's Table & Chairs	10		1		
Team Benches	11		2		
Notes:					
<p>1. Cross basketball courts are not full size. Provide markings on floor including 3-point line dashes and free throw lines. Coordinate with FBISD Athletics Dept.</p> <p>2. Ensure bleachers do not encroach on cross basketball/volleyball courts.</p> <p>3. Protect other equipment such as clock, strobe and chime within gymnasium with cage or plastic covers.</p> <p>4. Provide electrical outlets at 8'-0" oc.</p> <p>5. Provide electrical outlets above bleachers.</p> <p>6. Provide smooth surface for projection area (markerboard or other). Projection device is on a mobile cart.</p> <p>7. Comply with UIL requirements for vertical clearance to structure.</p> <p>8. Provide power/data infrastructure for projection at two (2) locations.</p> <p>9. Incorporate badminton court provisions in gyms.</p> <p>10. Consult with acoustical consultant for enhanced acoustics in this area.</p>					

Competition Gym Storage

PROGRAM SPACES

SPACES	Quantity:	Capacity	Area (SF):	Total (SF):	Comments:
Competition Gym Storage	1		625	625	

PROGRAM DETAILS

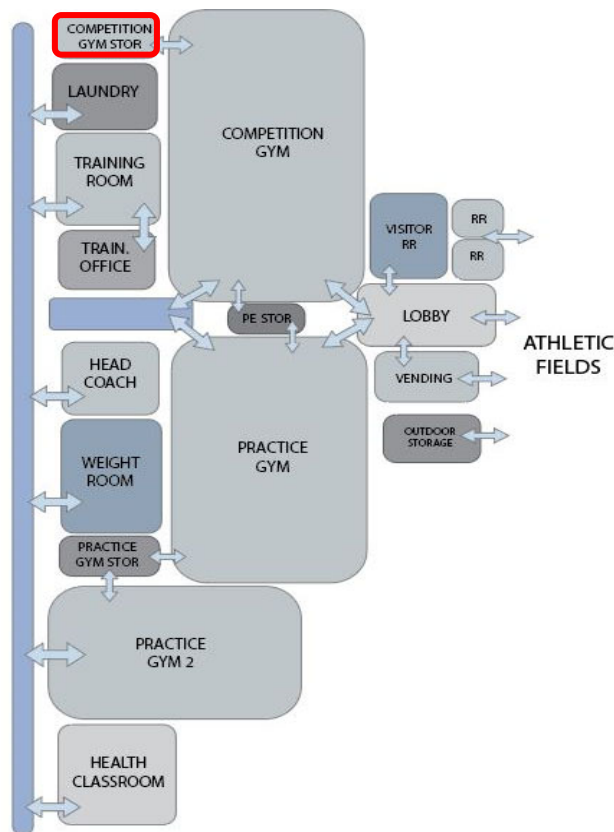
DESCRIPTION OF SPACE AND USES:

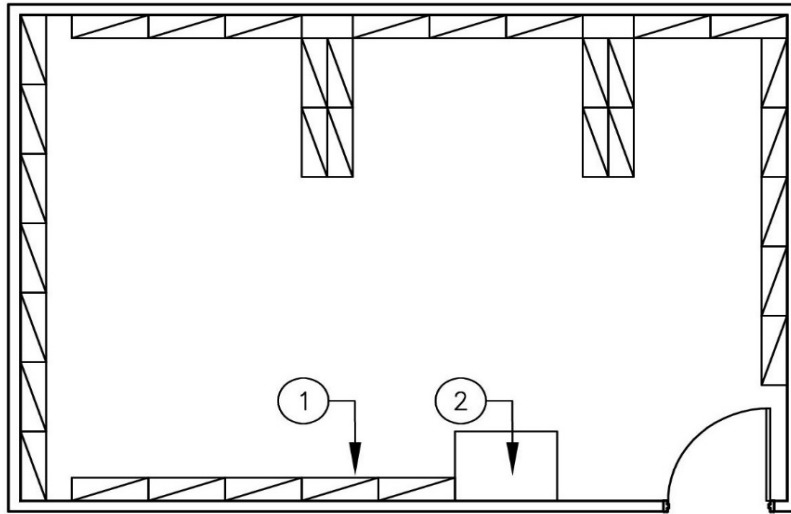
Locate adjacent to Competition Gym.

SPATIAL RELATIONSHIP:

Locate adjacent to Competition Gym.

RELATIONSHIP DIAGRAM





EQUIPMENT/FURNITURE

Furniture/Equipment	Tag No.	Notes	Qty.	Size	Comments
IN CONTRACT / CONTRACTOR PROVIDED					
Metal Shelving	1	Line walls with shelves		36" x 24" x 84"	
Furniture/Equipment	Tag No.	Notes	Qty.	Size	Comments
NOT IN CONTRACT / OWNER PROVIDED					
Projection Cart	2		1		

Notes:

1. Sound system for competition gym will be stored in this room.

Practice Gym

PROGRAM SPACES

SPACES	Quantity:	Capacity	Area (SF):	Total (SF):	Comments:
Practice Gym	1		11,000	11,000	Seating for 500

PROGRAM DETAILS

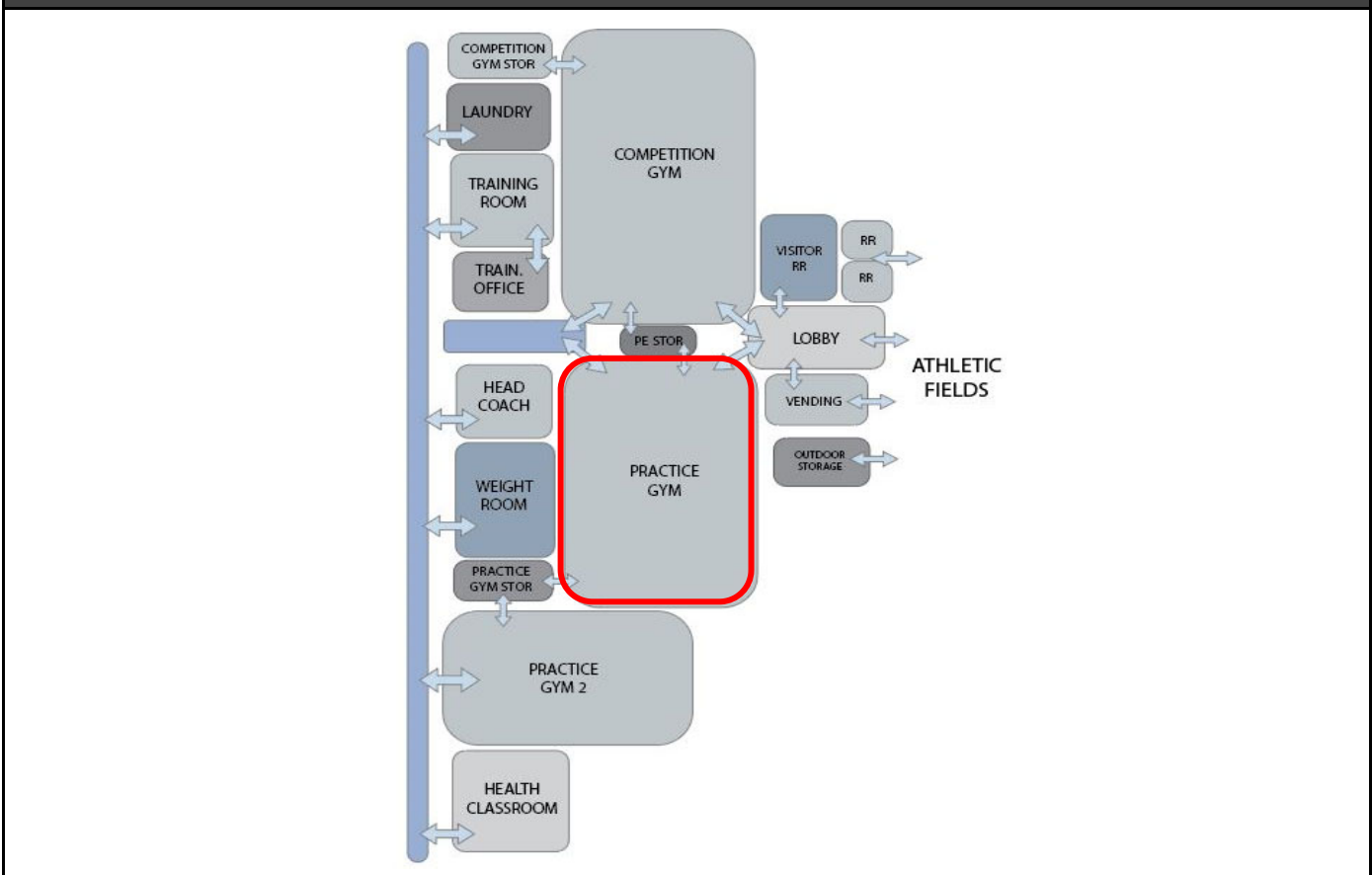
DESCRIPTION OF SPACE AND USES:

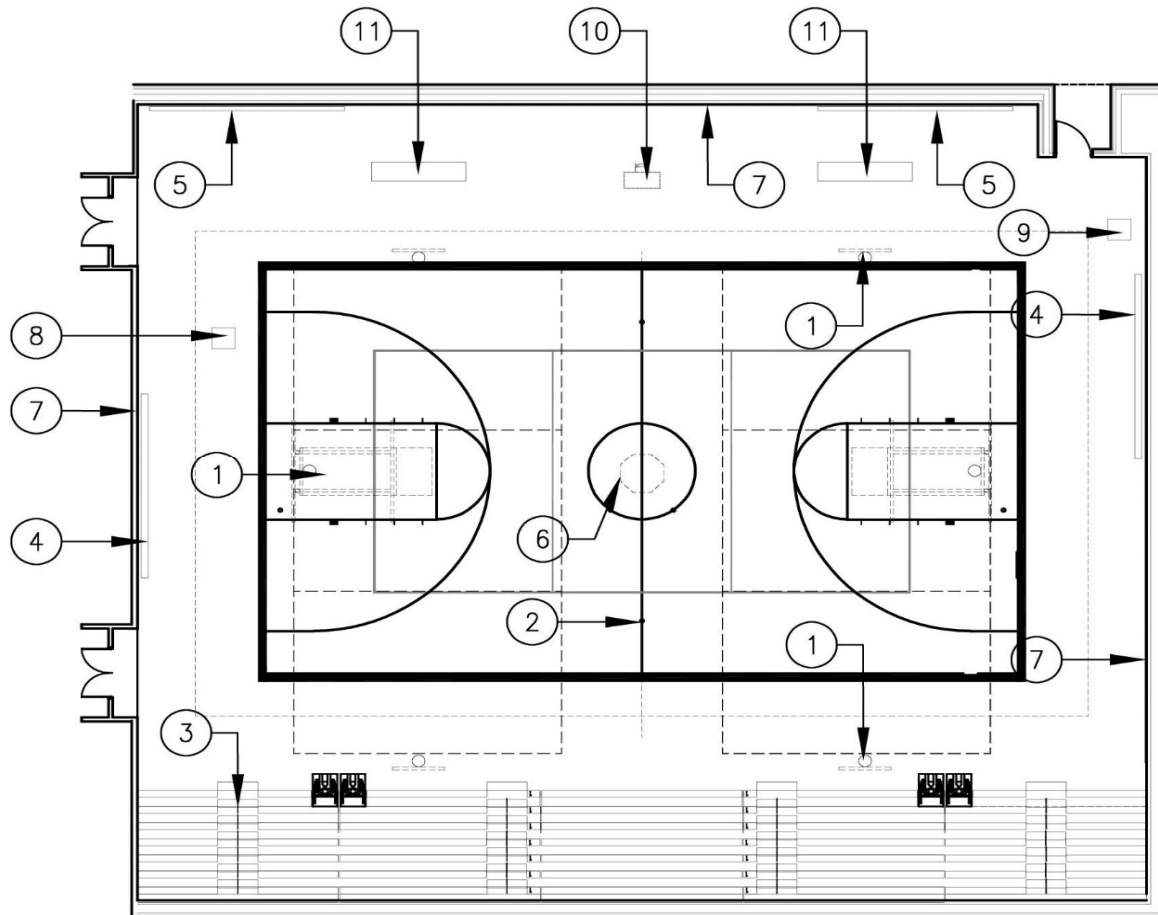
Practice for athletic programs and physical education activities including but not limited to running, general exercising, basketball, volleyball, as well as lectures, demonstrations and student assemblies or presentations.

SPATIAL RELATIONSHIP:

Locate close to all Athletic and PE spaces, next to Competition Gym and close to Athletic Fields.

RELATIONSHIP DIAGRAM





EQUIPMENT/FURNITURE

Furniture/Equipment	Tag No.	Notes	Qty.	Size	Comments
IN CONTRACT / CONTRACTOR PROVIDED					
Basketball Goals	1	Folding, motorized, clear glass backboard	6		
Volleyball Inserts, Standards & Nets	2				
Bleachers	3	500 seats; retractable			
Scoreboard	4	Digital	1		
Magnetic Markerboard	5		1	4'x 10'	
Sound System	6	Stored in Practice Gym Storage	1		
Wall Pads	7	Locate behind basketball goals	2	2' x 6'	

					Practice Gym
Furniture/Equipment	Tag No.	Notes	Qty.	Size	Comments
NOT IN CONTRACT / OWNER PROVIDED					
Display Technology	8	On cart	1		
Cafeteria/Gym Tool Set	9	With cart	1		
Scorer's Table & Chairs	10		1		
Team Benches	11		2		
Notes:					
<p>1. Cross basketball courts are not full size. Provide markings on floor including 3-point line dashes and free throw lines. Coordinate with FBISD Athletics Dept.</p> <p>2. Ensure bleachers do not encroach on cross basketball/volleyball courts.</p> <p>3. Protect other equipment such as clock, strobe and chime within gymnasium with cage or plastic covers.</p> <p>4. Provide electrical outlets at 8'-0" oc.</p> <p>5. Provide electrical outlets above bleachers.</p> <p>6. Provide smooth surface for projection area (markerboard or other). Projection device is on a mobile cart.</p> <p>7. Comply with UIL requirements for vertical clearance to structure.</p> <p>8. Provide power/data infrastructure for projection at two (2) locations.</p> <p>9. Incorporate badminton court provisions in gyms.</p> <p>10. Consult with acoustical consultant for enhanced acoustics in this area.</p>					

Practice Gym Storage

PROGRAM SPACES

SPACES	Quantity:	Capacity	Area (SF):	Total (SF):	Comments:
Practice Gym Storage	1		475	475	

PROGRAM DETAILS

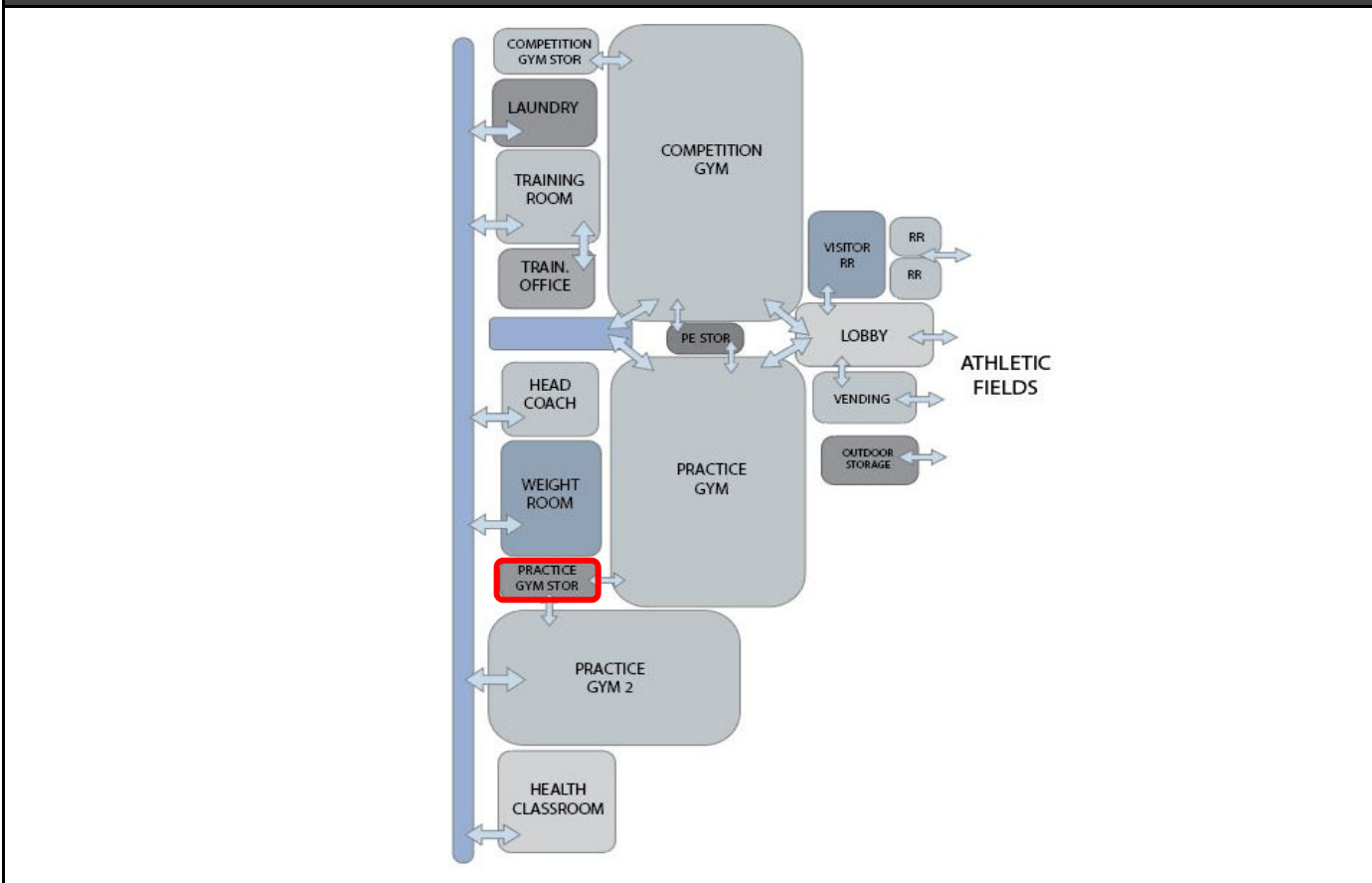
DESCRIPTION OF SPACE AND USES:

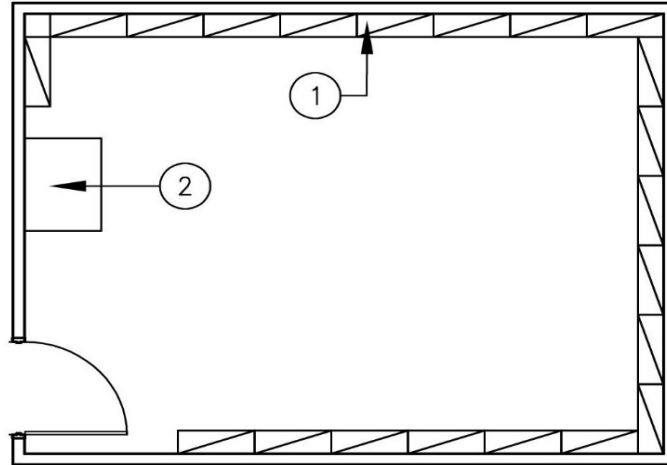
Storage of PE/Athletic materials/equipment.

SPATIAL RELATIONSHIP:

Locate adjacent to Practice Gym.

RELATIONSHIP DIAGRAM





EQUIPMENT/FURNITURE

Furniture/Equipment	Tag No.	Notes	Qty.	Size	Comments
IN CONTRACT / CONTRACTOR PROVIDED					
Metal Shelving	1	Line walls with		36" x 24" x 84"	

Furniture/Equipment	Tag No.	Notes	Qty.	Size	Comments
NOT IN CONTRACT / OWNER PROVIDED					
Projection Cart	2		1		

Notes:
 1. Sound systems for practice gyms will be stored in this room.

Practice Gymnasium 2

PROGRAM SPACES

SPACES	Quantity:	Capacity	Area (SF):	Total (SF):	Comments:
Practice Gymnasium 2	1		9,000	9,000	Seating for 150

PROGRAM DETAILS

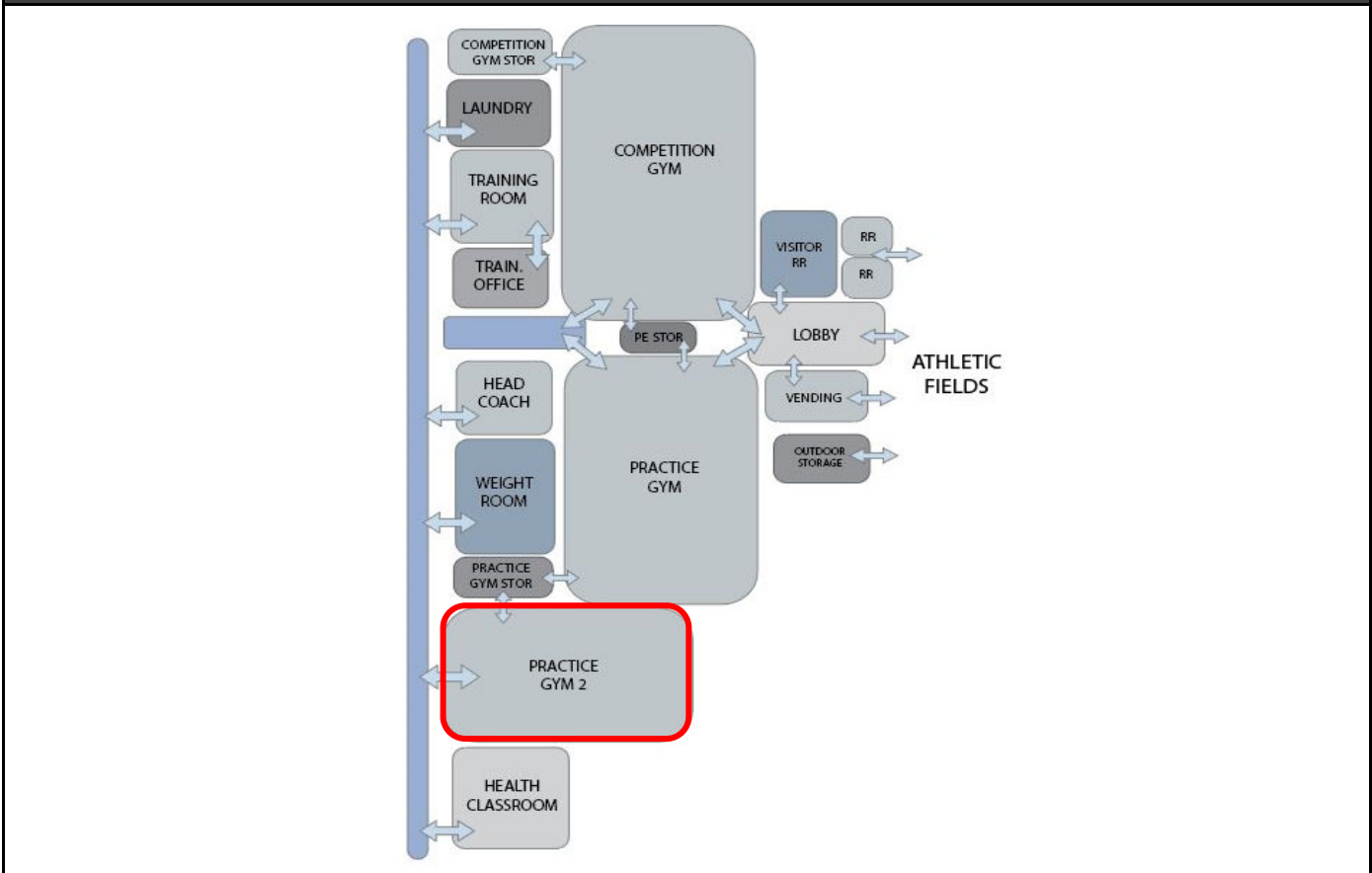
DESCRIPTION OF SPACE AND USES:

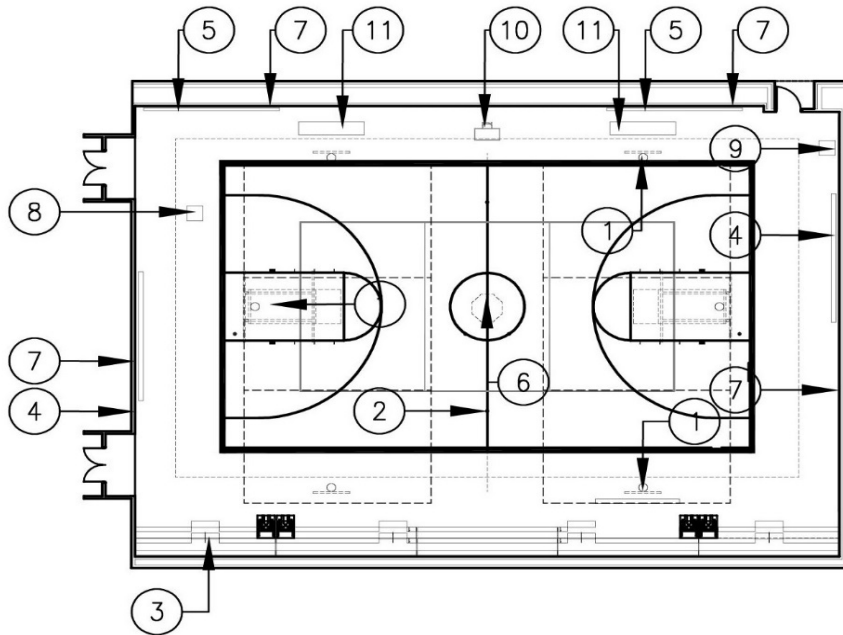
Practice for athletic programs and physical education activities including but not limited to running, general exercising, basketball, volleyball, as well as lectures, demonstrations and student assemblies or presentations.

SPATIAL RELATIONSHIP:

Locate close to all Athletic and PE spaces, close to Practice Gym and close to Athletic Fields.

RELATIONSHIP DIAGRAM





EQUIPMENT/FURNITURE

Furniture/Equipment	Tag No.	Notes	Qty.	Size	Comments
IN CONTRACT / CONTRACTOR PROVIDED					
Basketball Goals	1	Folding, motorized, clear glass backboard	6		
Volleyball Inserts, Standards & Nets	2				
Bleachers	3	150 seats; retractable			
Scoreboard	4	Digital	2		
Magnetic Markerboard	5		1	5' x 10'	
Sound System	6	Stored in Practice Gym Storage	1		
Wall Pads	7	Locate behind basketball goals	2	2' x 6'	

Practice Gymnasium 2					
Furniture/Equipment	Tag No.	Notes	Qty.	Size	Comments
NOT IN CONTRACT / OWNER PROVIDED					
Display Technology	8	On cart	1		
Cafeteria/Gym Tool Set	9	With cart	1		
Scorer's Table & Chairs	10		1		
Team Benches	11		2		
Notes:					
<p>1. Cross basketball courts are not full size. Provide markings on floor including 3-point line dashes and free throw lines. Coordinate with FBISD Athletics Dept.</p> <p>2. Ensure bleachers do not encroach on cross basketball/volleyball courts.</p> <p>3. Protect other equipment such as clock, strobe and chime within gymnasium with cage or plastic covers.</p> <p>4. Provide electrical outlets at 8'-0" oc.</p> <p>5. Provide electrical outlets above bleachers.</p> <p>6. Provide smooth surface for projection area (markerboard or other). Projection device is on a mobile cart.</p> <p>7. Comply with UIL requirements for vertical clearance to structure.</p> <p>8. Provide power/data infrastructure for projection at two (2) locations.</p> <p>9. Incorporate badminton court provisions in gyms.</p> <p>10. Consult with acoustical consultant for enhanced acoustics in this area.</p>					

PROGRAM SPACES

SPACES	Quantity:	Capacity	Area (SF):	Total (SF):	Comments:
Lobby	1		2,160	2,160	

PROGRAM DETAILS

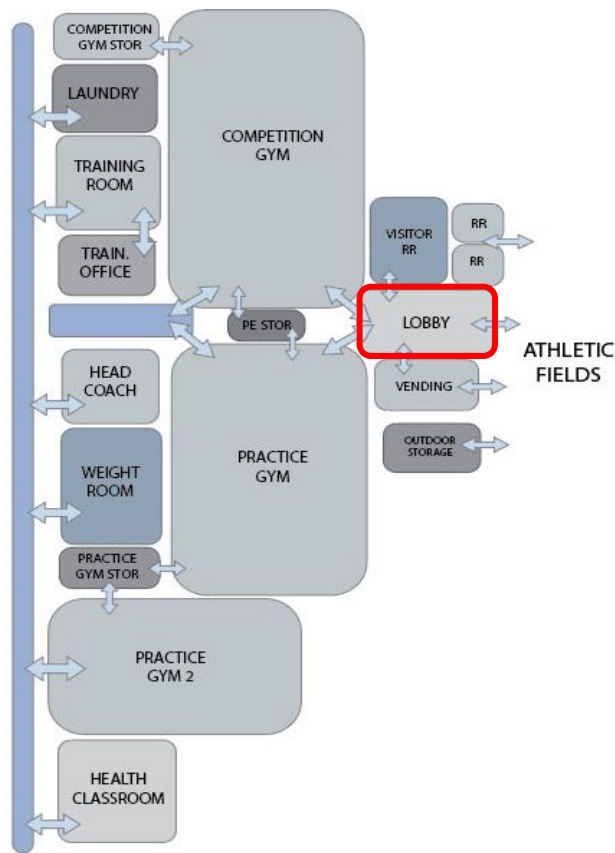
DESCRIPTION OF SPACE AND USES:

Lobby/waiting space for spectators entering gymnasias.

SPATIAL RELATIONSHIP:

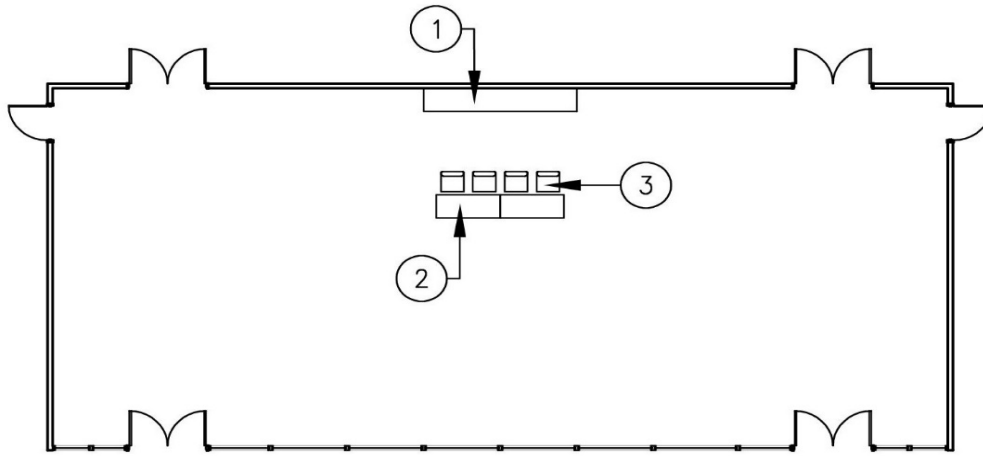
Locate adjacent to Competition and Practice Gyms.

RELATIONSHIP DIAGRAM



Lobby

Lobby **LAYOUT**



EQUIPMENT/FURNITURE

Furniture/Equipment	Tag No.	Notes	Qty.	Size	Comments
---------------------	---------	-------	------	------	----------

IN CONTRACT / CONTRACTOR PROVIDED

Trophy Case	1		1	12' x 6' x 2'	

Furniture/Equipment	Tag No.	Notes	Qty.	Size	Comments
---------------------	---------	-------	------	------	----------

NOT IN CONTRACT / OWNER PROVIDED

Table	2		2		
Chair	3		4		

Notes:

1. Lobby to be easily identifiable from exterior.

PROGRAM SPACES

SPACES	Quantity:	Capacity	Area (SF):	Total (SF):	Comments:
PE Storage	1		150	150	

PROGRAM DETAILS

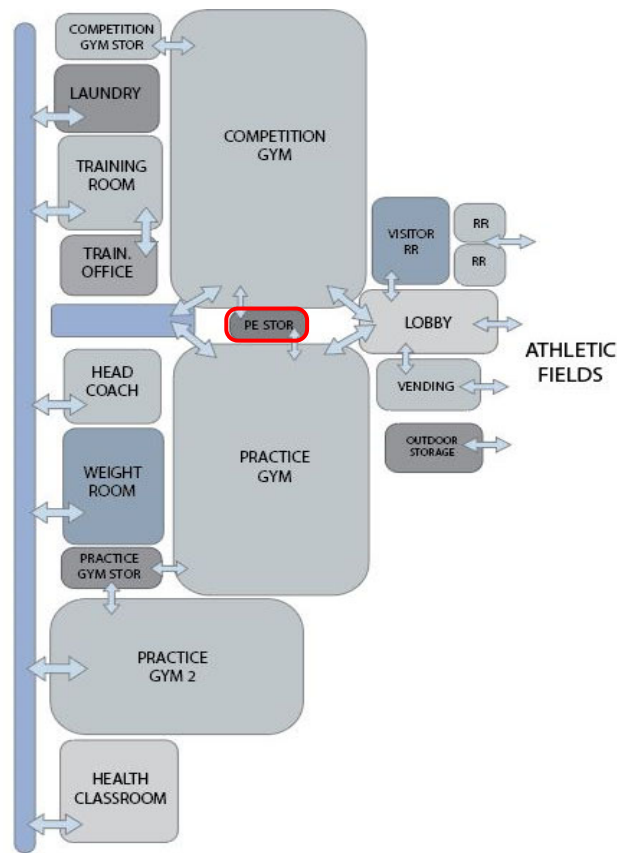
DESCRIPTION OF SPACE AND USES:

Storage of PE equipment.

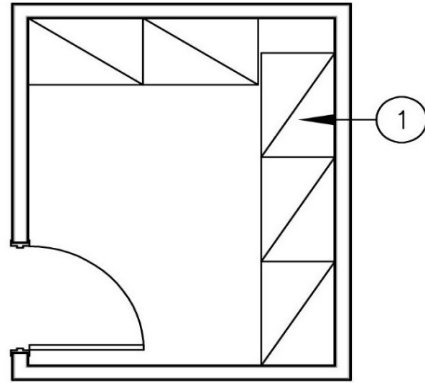
SPATIAL RELATIONSHIP:

Locate adjacent to competition and practice gym with access to and from both.

RELATIONSHIP DIAGRAM



PE Storage **PE Storage**
LAYOUT



EQUIPMENT/FURNITURE					
Furniture/Equipment	Tag No.	Notes	Qty.	Size	Comments

IN CONTRACT / CONTRACTOR PROVIDED

Metal Shelving	1	Line walls with		36" x 24" x 84"	

Furniture/Equipment	Tag No.	Notes	Qty.	Size	Comments
---------------------	---------	-------	------	------	----------

NOT IN CONTRACT / OWNER PROVIDED

Notes:

Visitor's Restroom

PROGRAM SPACES

SPACES	Quantity:	Capacity	Area (SF):	Total (SF):	Comments:
Visitor's Restroom	2		400	800	One for men and one for women

PROGRAM DETAILS

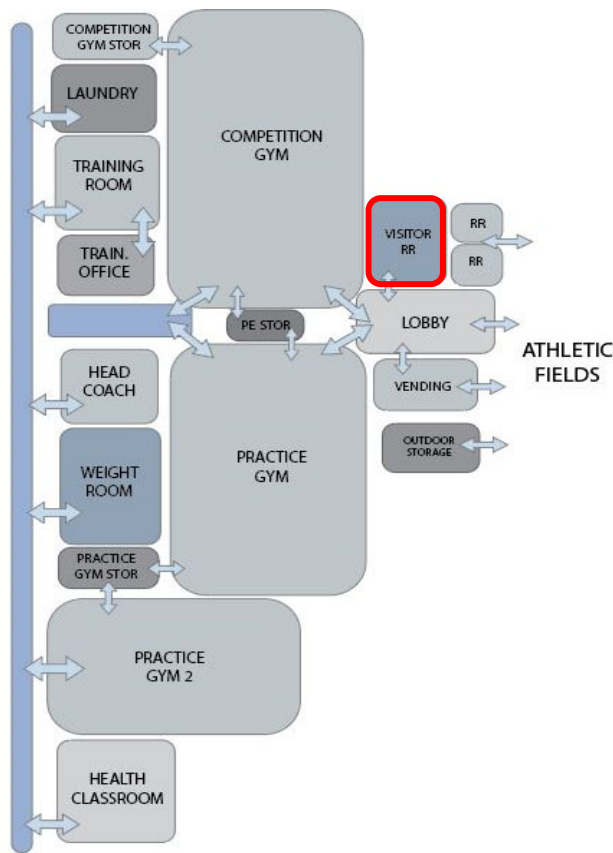
DESCRIPTION OF SPACE AND USES:

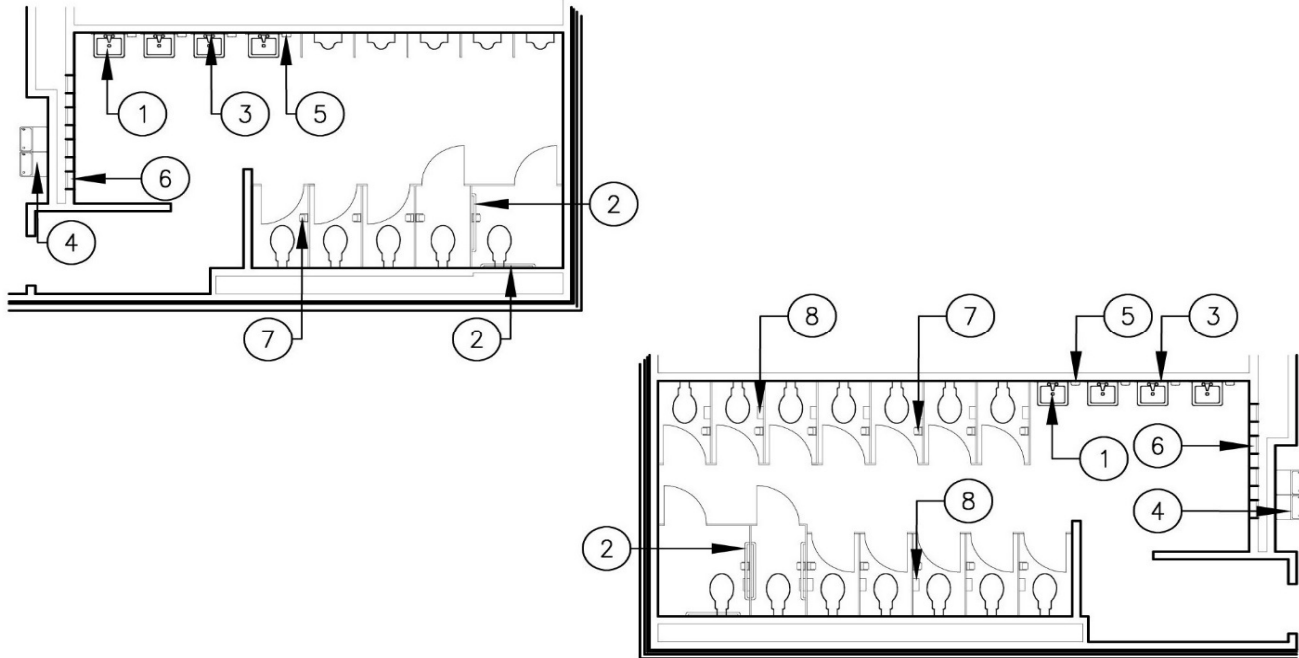
Restrooms for spectators during games.

SPATIAL RELATIONSHIP:

Locate adjacent to Competition Gym and Practice Gym.

RELATIONSHIP DIAGRAM





EQUIPMENT/FURNITURE

Furniture/Equipment	Tag No.	Notes	Qty.	Size	Comments
IN CONTRACT / CONTRACTOR PROVIDED					
Sinks	1		4		
Grab Bars	2	TAS Compliant; in handicap accessible stall	2		
Mirror	3	Above sinks	1		
Drinking Fountains	4	Outside restrooms	2		
Furniture/Equipment	Tag No.	Notes	Qty.	Size	Comments
NOT IN CONTRACT / OWNER PROVIDED					
Soap Dispenser	5	Contractor installed	4		
Paper Towel Dispenser	6	Contractor installed	4		
Toilet Paper Dispenser	7	Contractor installed	5 / 14		
Feminine Napkin Disposal (Girls Only)	8	Contractor installed	14		

Notes:

1. Two stalls (minimum) per restroom.
2. Provide two water fountains outside restrooms.

PROGRAM SPACES

SPACES	Quantity:	Capacity	Area (SF):	Total (SF):	Comments:
Head Athletics Office	1		250	250	

PROGRAM DETAILS

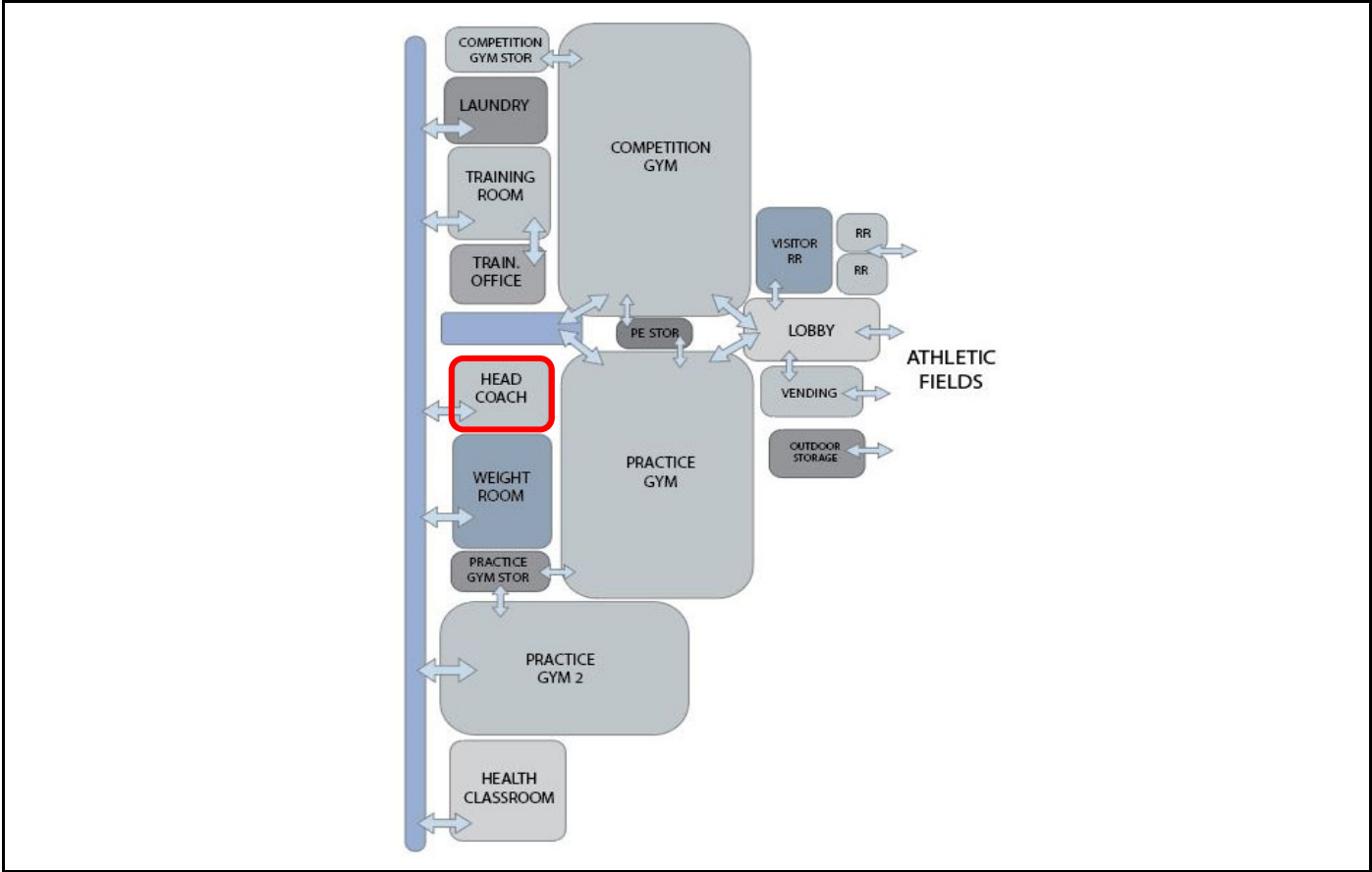
DESCRIPTION OF SPACE AND USES:

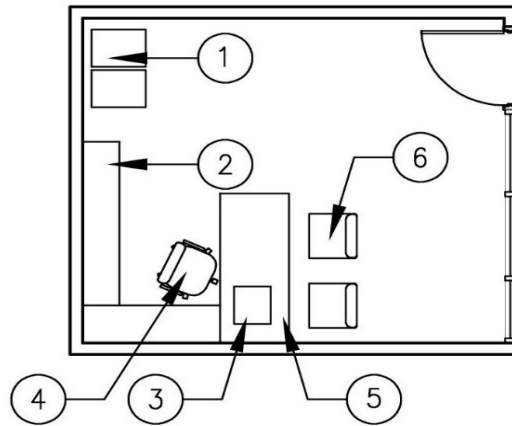
Administrative duties.

SPATIAL RELATIONSHIP:

Locate in Athletics/PE Area near gymnasias.

RELATIONSHIP DIAGRAM





EQUIPMENT/FURNITURE

Furniture/Equipment	Tag No.	Notes	Qty.	Size	Comments
IN CONTRACT / CONTRACTOR PROVIDED					
Vertical File Cabinet Drawers	1		2		
Credenza	2		1		
NOT IN CONTRACT / OWNER PROVIDED					
Teacher Office Tool Set	3		1		
Task Chair	4		1		
Desk	5		1		
Chair	6		2		

Notes:

1. Provide window into hallway.

Laundry

PROGRAM SPACES

SPACES	Quantity:	Capacity	Area (SF):	Total (SF):	Comments:
Laundry	1		300	300	

PROGRAM DETAILS

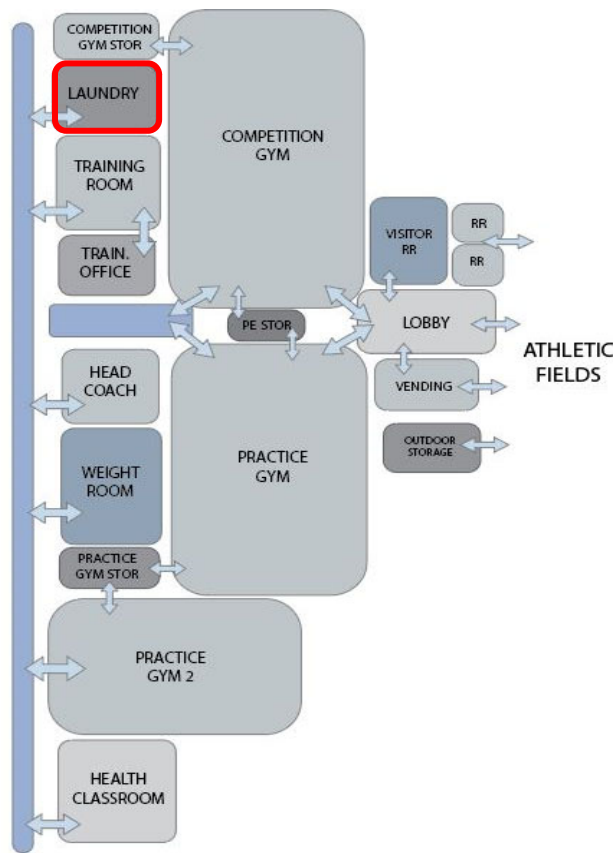
DESCRIPTION OF SPACE AND USES:

Cleaning and storage of uniforms, towels and other clothes.

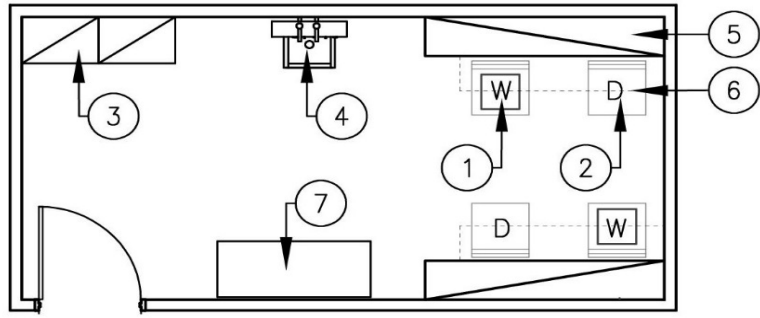
SPATIAL RELATIONSHIP:

Locate in Athletics/PE Area.

RELATIONSHIP DIAGRAM



Laundry **Laundry**
LAYOUT



EQUIPMENT/FURNITURE

Furniture/Equipment	Tag No.	Notes	Qty.	Size	Comments
IN CONTRACT / CONTRACTOR PROVIDED					
Commercial Grade Washer	1		2		
Commercial Grade Dryer	2		2		
Metal Shelves	3		3	3'W x 7'H x 2'D	
Sink	4		1		
Trench Drain	5		2		
Shelf	6	Above washer/dryer	2		

Furniture/Equipment	Tag No.	Notes	Qty.	Size	Comments
---------------------	---------	-------	------	------	----------

NOT IN CONTRACT / OWNER PROVIDED

Table	7		1	6' x 3' x 30"	

Notes:

Training Room

PROGRAM SPACES

SPACES	Quantity:	Capacity	Area (SF):	Total (SF):	Comments:
Training Room	1		1,000	1,000	For use by boys and girls.

PROGRAM DETAILS

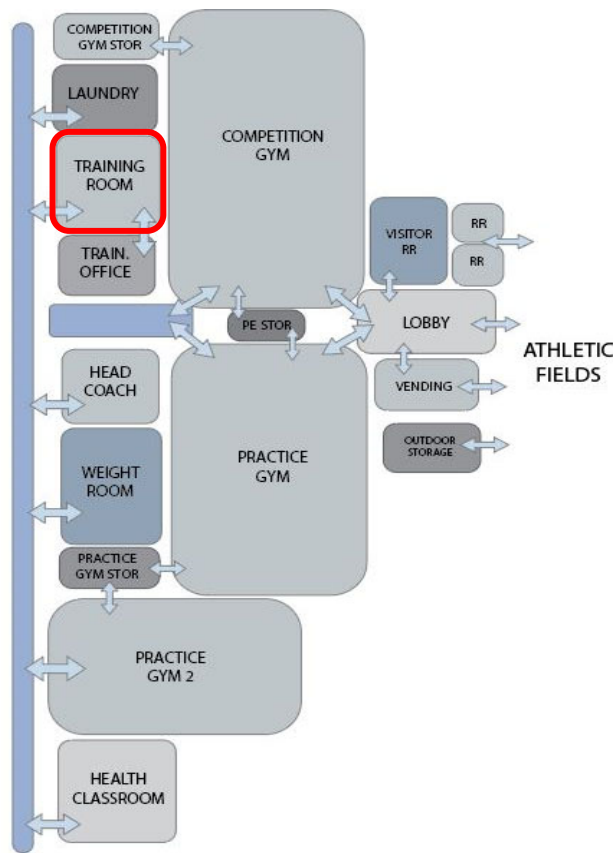
DESCRIPTION OF SPACE AND USES:

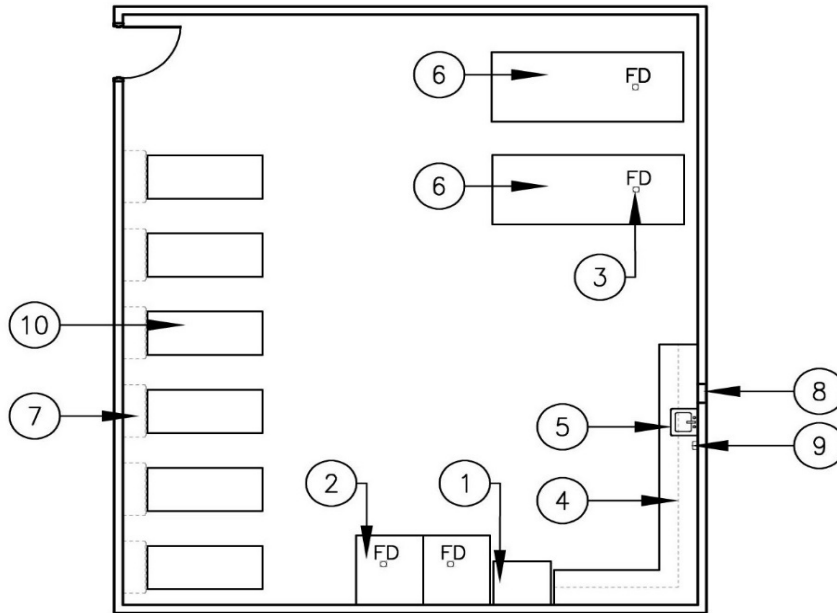
Taping and treatment of minor injuries, and rehabilitation.

SPATIAL RELATIONSHIP:

Locate in Athletics area.

RELATIONSHIP DIAGRAM





EQUIPMENT/FURNITURE

Furniture/Equipment	Tag No.	Notes	Qty.	Size	Comments
---------------------	---------	-------	------	------	----------

IN CONTRACT / CONTRACTOR PROVIDED

Refrigerator	1		1		
Ice Machine	2	With drain	2		
Floor Drains	3		4		
Upper & Lower Cabinets	4	Line walls			
Sink	5		1		
Whirlpools	6	With drain	2		
Overhead Storage	7		6		

Furniture/Equipment	Tag No.	Notes	Qty.	Size	Comments
---------------------	---------	-------	------	------	----------

NOT IN CONTRACT / OWNER PROVIDED

Paper Towel Dispenser	8	Contractor installed	1		
Soap Dispenser	9	Contractor installed	1		
Taping Tables	10		6		

Notes:

Weight Room

PROGRAM SPACES

SPACES	Quantity:	Capacity	Area (SF):	Total (SF):	Comments:
Weight Room	1		1,500	1,500	For use by boys and girls.

PROGRAM DETAILS

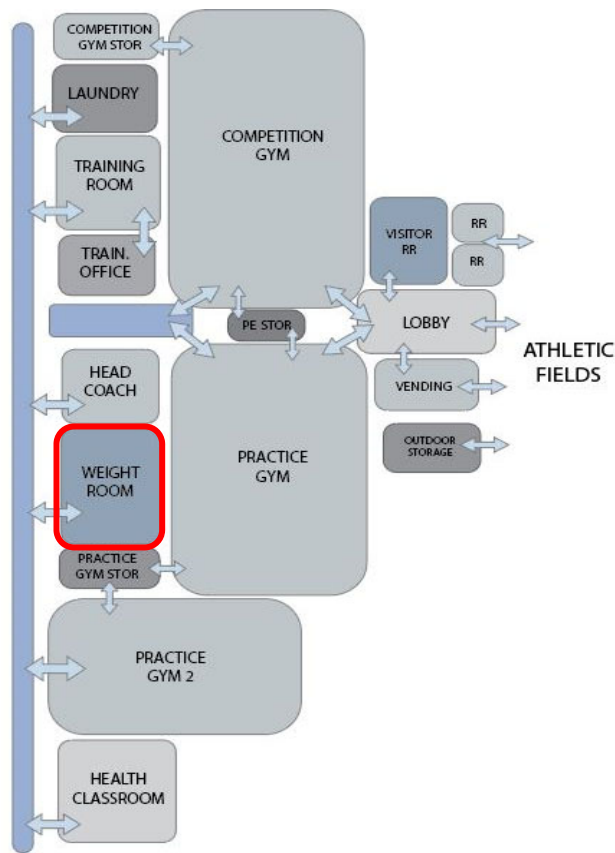
DESCRIPTION OF SPACE AND USES:

Weight training, exercise, physical education.

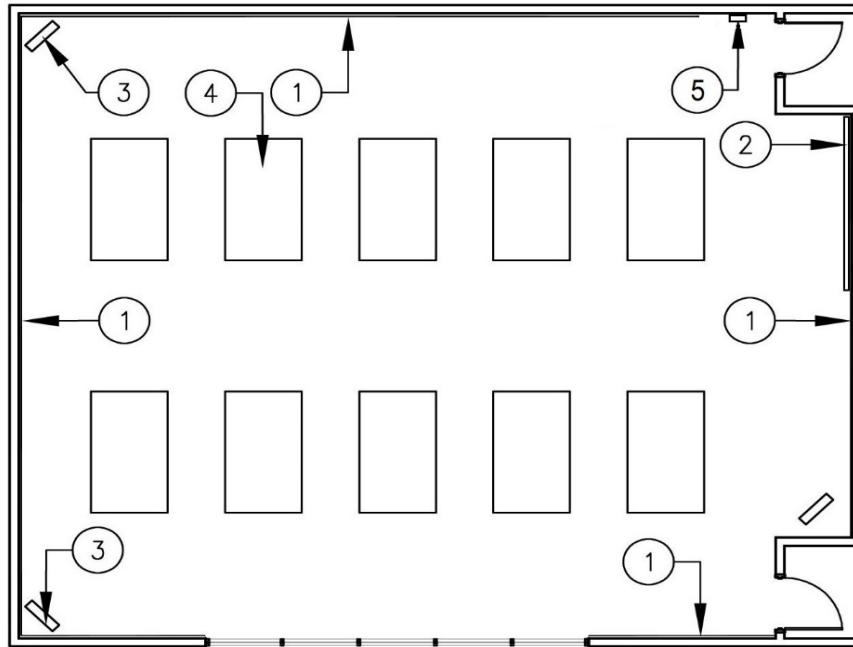
SPATIAL RELATIONSHIP:

Locate in Athletics area.

RELATIONSHIP DIAGRAM



Weight Room **Weight Room**
LAYOUT



EQUIPMENT/FURNITURE					
Furniture/Equipment	Tag No.	Notes	Qty.	Size	Comments
IN CONTRACT / CONTRACTOR PROVIDED					
Mirror	1	Mount at 12" AFF; Line walls		4' x 6'	
Markerboard	2		1	5' x 10'	
Oscillating Fans	3		3		
Furniture/Equipment	Tag No.	Notes	Qty.	Size	Comments
NOT IN CONTRACT / OWNER PROVIDED					
Weight Equipment	4				
Wall Phone	5		1		
Notes:					
1. Provide 11'-0" minimum ceiling height.					
2. Provide one 4'-0" door into space.					
3. Provide windows to hallway.					

Vending

PROGRAM SPACES

SPACES	Quantity:	Capacity	Area (SF):	Total (SF):	Comments:
Vending	1		380	380	Concessions 240 SF; Storage 140 SF

PROGRAM DETAILS

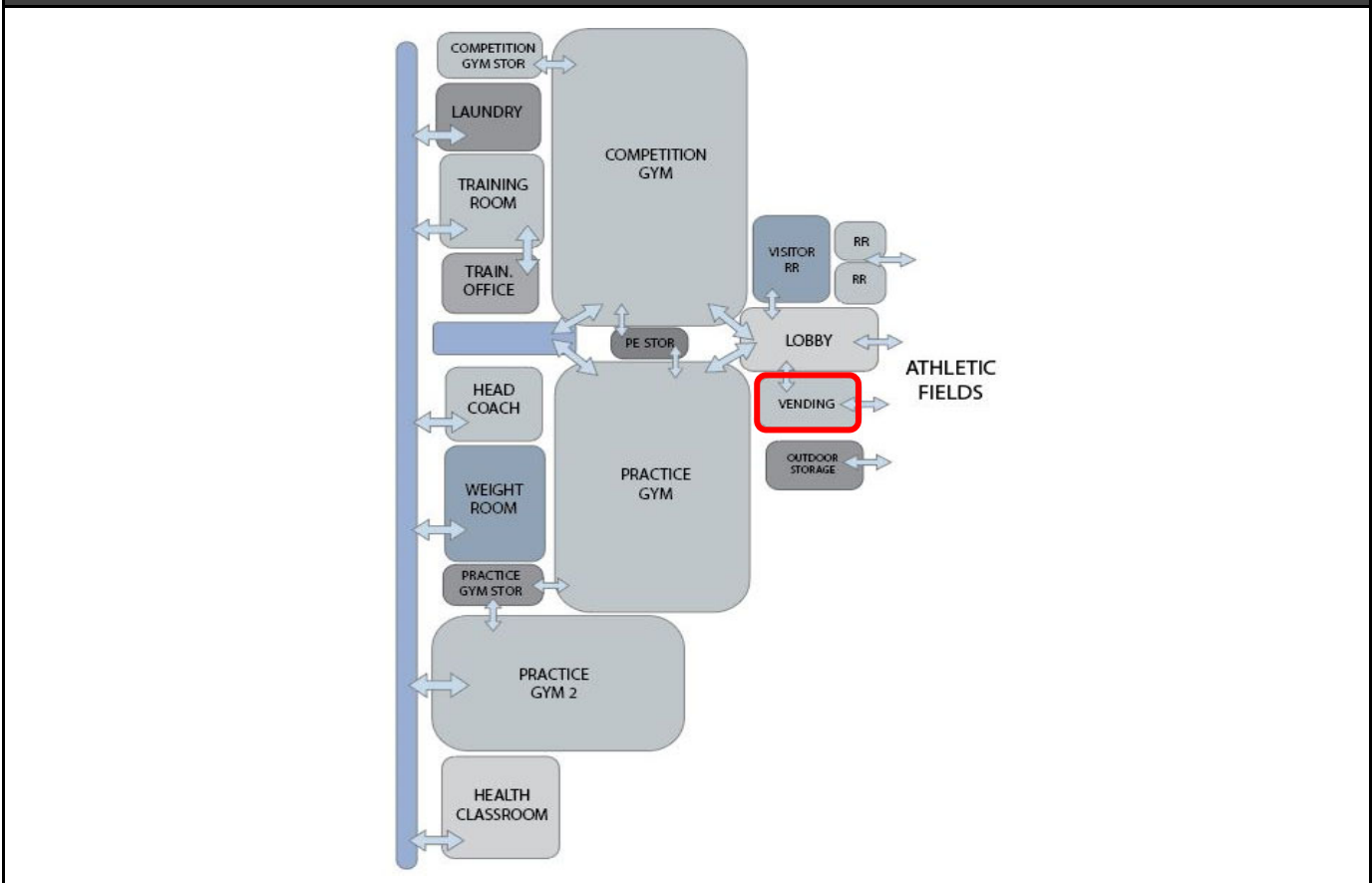
DESCRIPTION OF SPACE AND USES:

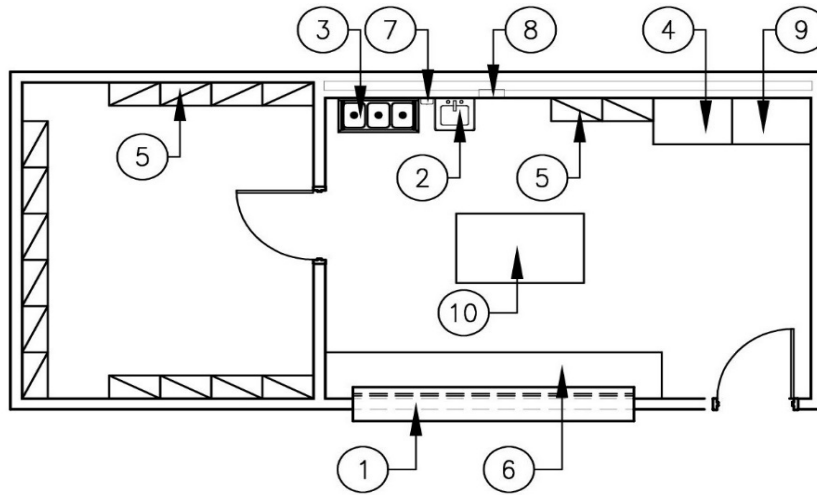
Selling of snacks and beverages at events in the gymnasium. PTA fundraising efforts from concessions as well.

SPATIAL RELATIONSHIP:

Locate in Athletics area near lobby and gymnasias.

RELATIONSHIP DIAGRAM





EQUIPMENT/FURNITURE

Furniture/Equipment	Tag No.	Notes	Qty.	Size	Comments
---------------------	---------	-------	------	------	----------

IN CONTRACT / CONTRACTOR PROVIDED

Overhead Counter Door with Counter	1	Stainless Steel	1		
Hand wash Sink	2		1		
Three Compartment Sink	3		1		
Ice Machine	4	With drain	1		
Metal Shelves	5		16	12" x 24" x 72"	
Counter	6	Provide multiple dedicated outlets above counter	1		

Furniture/Equipment	Tag No.	Notes	Qty.	Size	Comments
---------------------	---------	-------	------	------	----------

NOT IN CONTRACT / OWNER PROVIDED

Soap Dispenser	7	Contractor installed	1		
Paper Trowel Dispenser	8	Contractor installed	1		
Beverage Cooler	9		1		
Table	10		3	4' x 5'	

Notes:

1. Provide plenty of electrical outlets along counter.
2. Provide wall phone.

Outdoor Restrooms

PROGRAM SPACES

SPACES	Quantity:	Capacity	Area (SF):	Total (SF):	Comments:
Outdoor Restrooms	2		200	400	

PROGRAM DETAILS

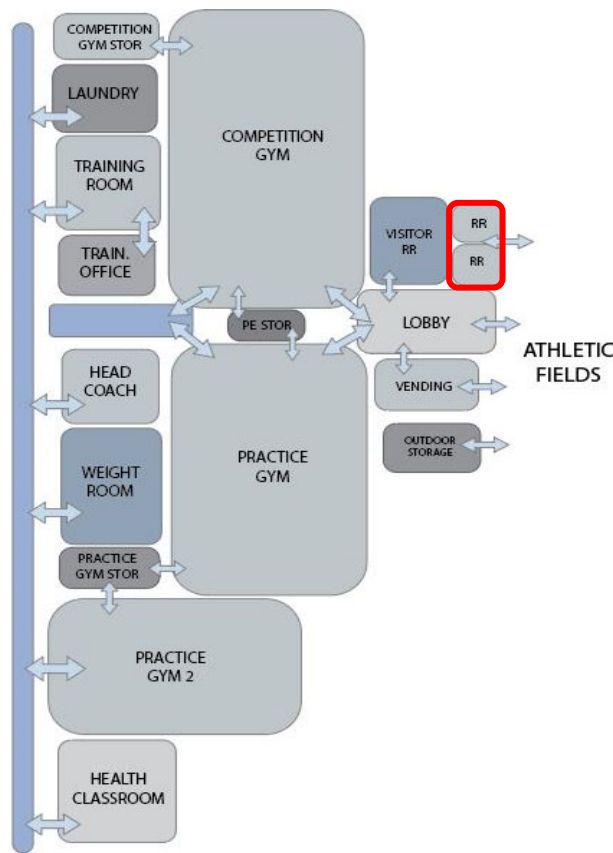
DESCRIPTION OF SPACE AND USES:

Restroom for spectators during athletic events/games.

SPATIAL RELATIONSHIP:

Locate adjacent to Vending with access to the outdoors.

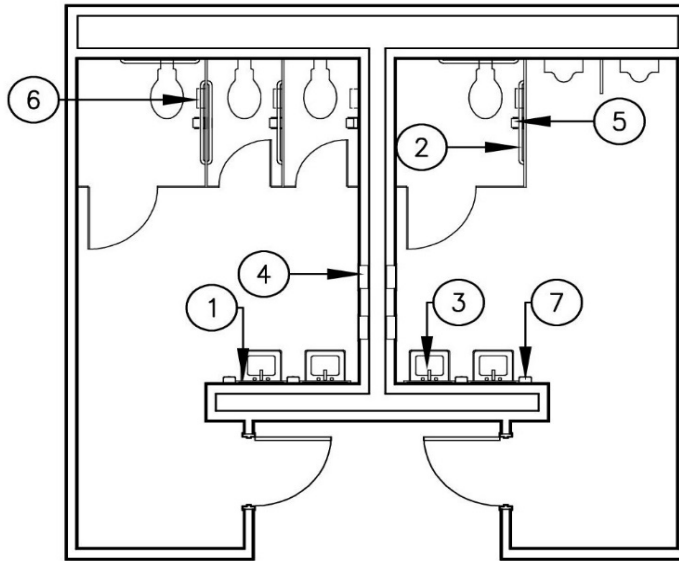
RELATIONSHIP DIAGRAM



Outdoor Restrooms

Outdoor Restrooms

LAYOUT



EQUIPMENT/FURNITURE

Furniture/Equipment	Tag No.	Notes	Qty.	Size	Comments
---------------------	---------	-------	------	------	----------

IN CONTRACT / CONTRACTOR PROVIDED

Mirror	1		1		
Grab Bars	2	TAS Compliant	2		

Furniture/Equipment	Tag No.	Notes	Qty.	Size	Comments
---------------------	---------	-------	------	------	----------

NOT IN CONTRACT / OWNER PROVIDED

Paper Towel Dispenser	3	Contractor installed	1		
Toilet Paper Dispenser	4	Contractor installed	1		
Feminine Napkin Disposal	5	Contractor installed	1		
Soap Dispenser	6	Contractor installed	1		

Notes:

PROGRAM SPACES

SPACES	Quantity:	Capacity	Area (SF):	Total (SF):	Comments:
Trainer's Office	1		120	120	

PROGRAM DETAILS

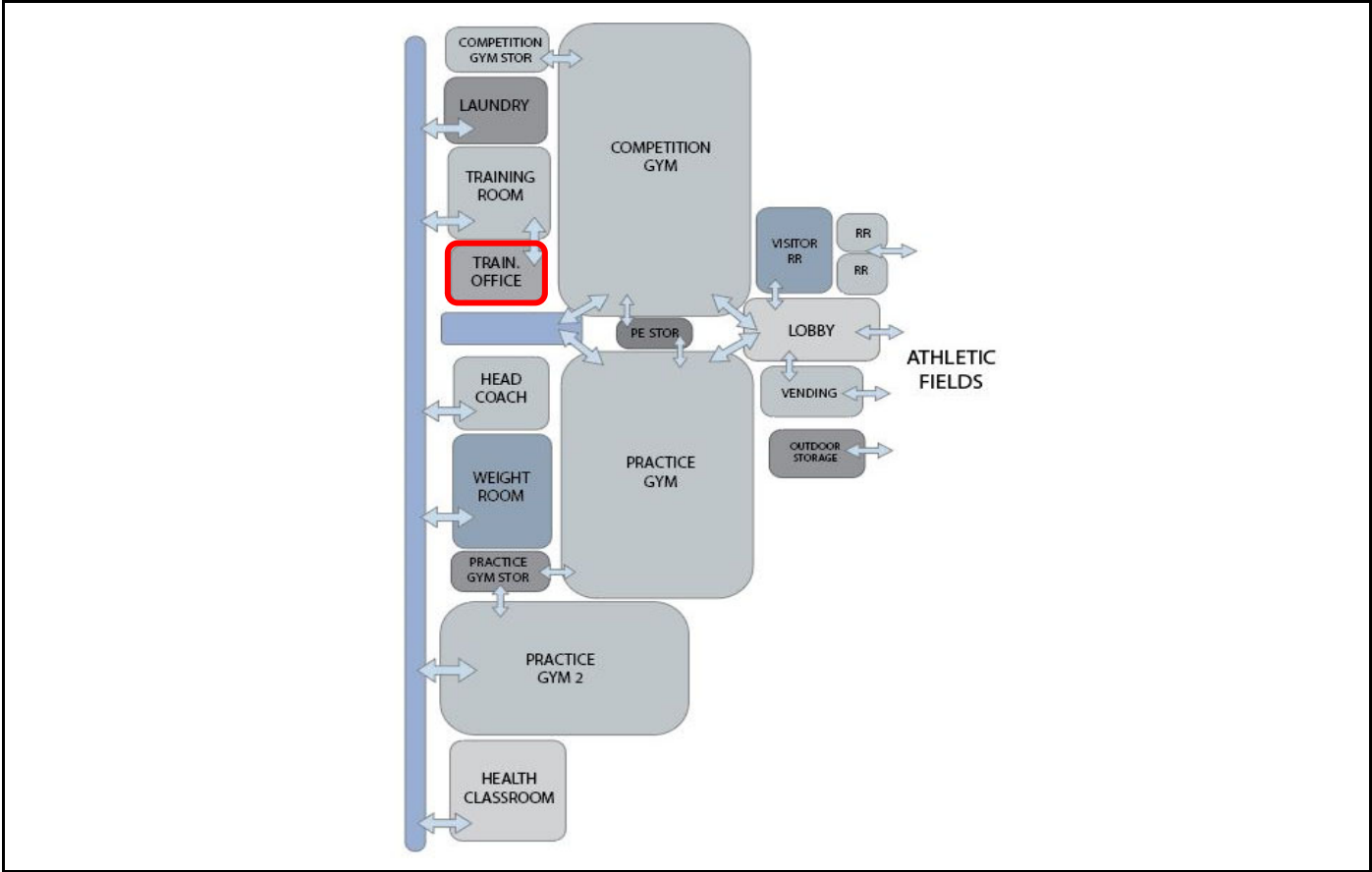
DESCRIPTION OF SPACE AND USES:

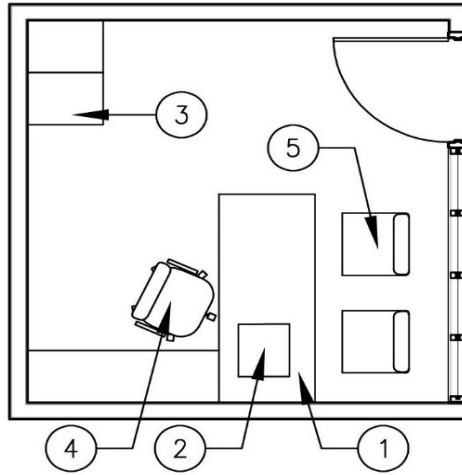
Administrative duties.

SPATIAL RELATIONSHIP:

Locate in Athletics/PE Area near training room.

RELATIONSHIP DIAGRAM





EQUIPMENT/FURNITURE

Furniture/Equipment	Tag No.	Notes	Qty.	Size	Comments
---------------------	---------	-------	------	------	----------

IN CONTRACT / CONTRACTOR PROVIDED

Furniture/Equipment	Tag No.	Notes	Qty.	Size	Comments
---------------------	---------	-------	------	------	----------

NOT IN CONTRACT / OWNER PROVIDED

Desk	1	With return	1		
Office Tool Set	2		1		
Vertical File Cabinet Drawers	3		2		
Task Chair	4		1		
Chair	5		2		

Notes:

1. Provide visibility to training room for supervision.

Cheer Locker Room

PROGRAM SPACES

SPACES	Quantity:	Capacity	Area (SF):	Total (SF):	Comments:
Cheer Locker Room	1		800	800	

PROGRAM DETAILS

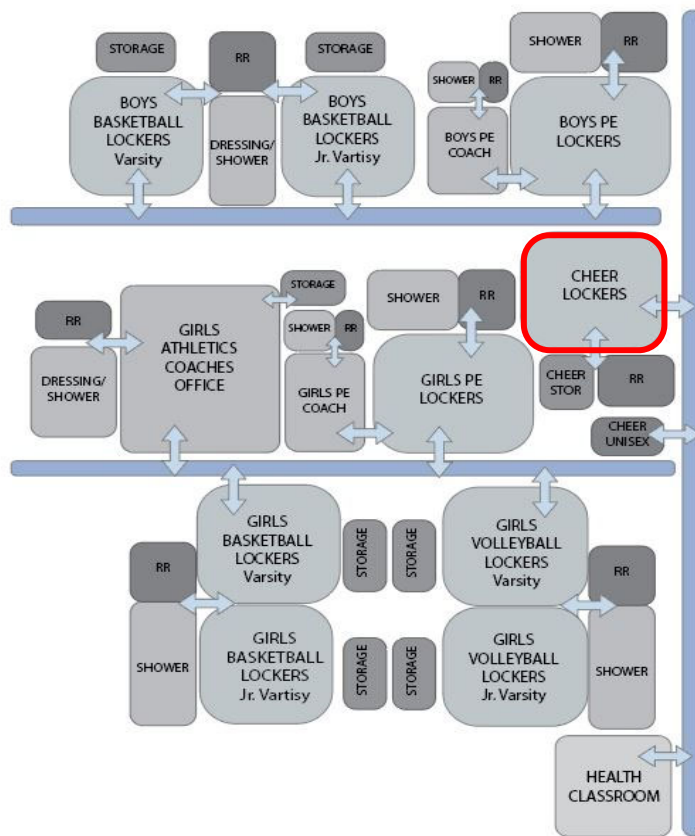
DESCRIPTION OF SPACE AND USES:

Locker room, dressing and changing.

SPATIAL RELATIONSHIP:

Locate in Athletics near gyms.

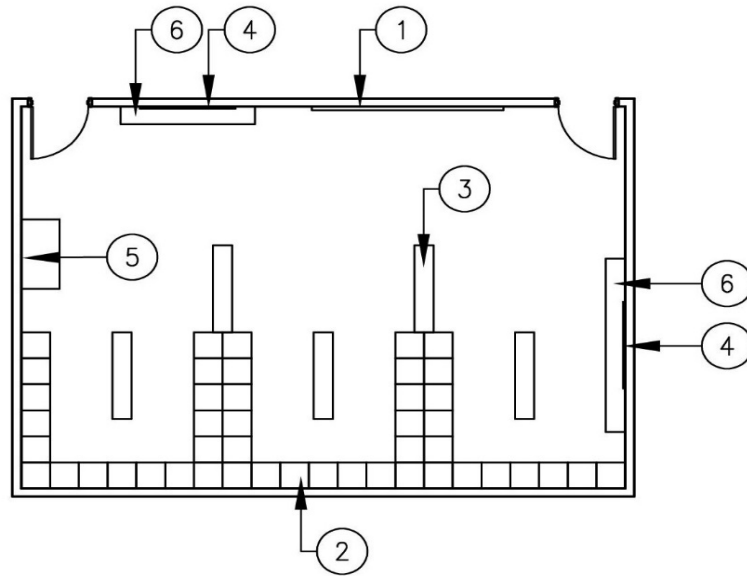
RELATIONSHIP DIAGRAM



Cheer Locker Room

Cheer Locker Room

LAYOUT



EQUIPMENT/FURNITURE

Furniture/Equipment	Tag No.	Notes	Qty.	Size	Comments
IN CONTRACT / CONTRACTOR PROVIDED					
Markerboard	1		1	5' x 10'	
Lockers	2		45	18" x 18" x 36"	
Benches	3	locate along lockers	5		
Mirror	4		2	2' x 5'	
Handicap Bench	5		1		
Shelf	6	Mount at 34"; provide electrical outlets above	2		

Furniture/Equipment	Tag No.	Notes	Qty.	Size	Comments
---------------------	---------	-------	------	------	----------

NOT IN CONTRACT / OWNER PROVIDED

Notes:

1. Arrange lockers to maximize supervision.

Cheer Storage

PROGRAM SPACES

SPACES	Quantity:	Capacity	Area (SF):	Total (SF):	Comments:
Cheer Storage	1		200	200	

PROGRAM DETAILS

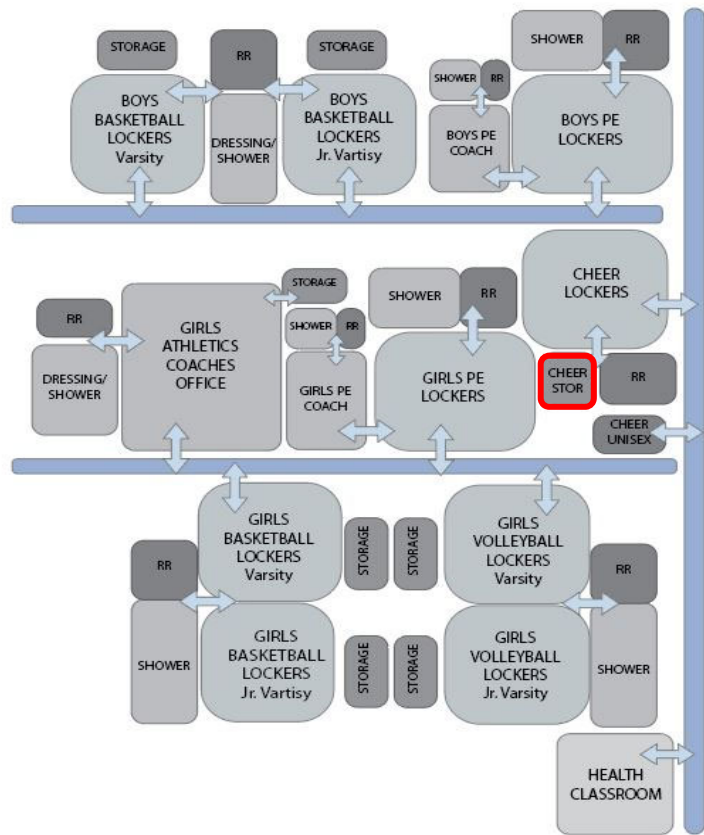
DESCRIPTION OF SPACE AND USES:

Storage of cheer equipment.

SPATIAL RELATIONSHIP:

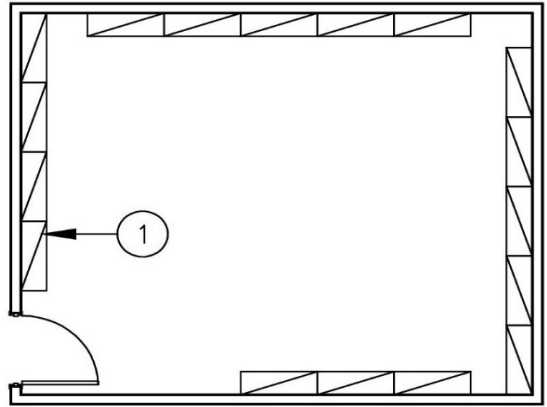
Locate in Athletics/PE Area .

RELATIONSHIP DIAGRAM



Cheer Storage

Cheer Storage **LAYOUT**



EQUIPMENT/FURNITURE					
Furniture/Equipment	Tag No.	Notes	Qty.	Size	Comments
IN CONTRACT / CONTRACTOR PROVIDED					
Metal Shelving	1	Line walls		36" x 24" x 84"	
Furniture/Equipment	Tag No.	Notes	Qty.	Size	Comments
NOT IN CONTRACT / OWNER PROVIDED					
Notes:					

Cheer Restroom

PROGRAM SPACES

SPACES	Quantity:	Capacity	Area (SF):	Total (SF):	Comments:
Cheer Restroom	1		360	360	

PROGRAM DETAILS

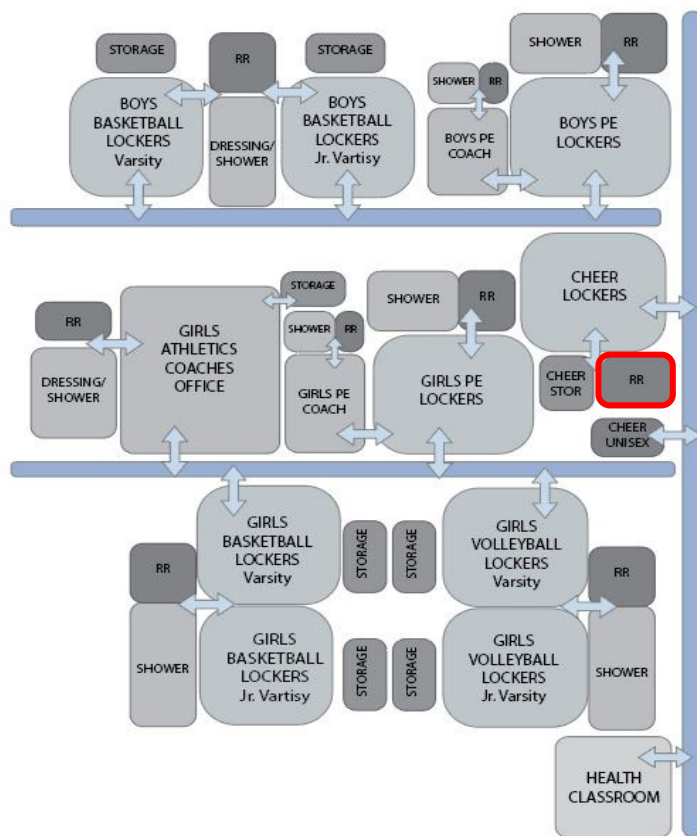
DESCRIPTION OF SPACE AND USES:

Restrooms for Cheer.

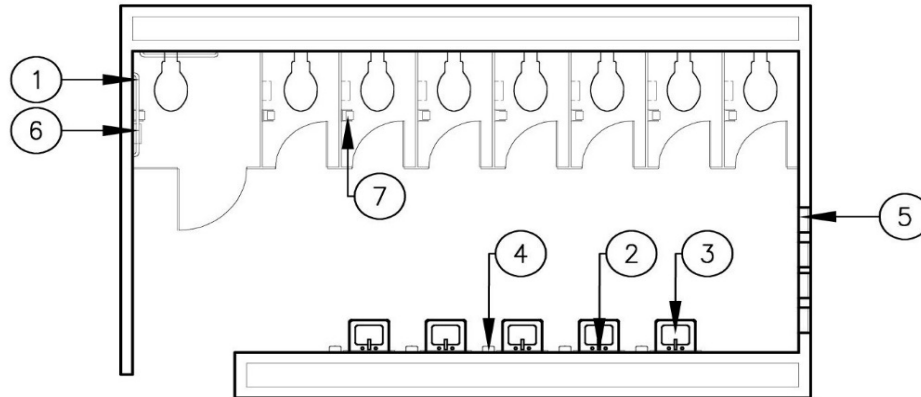
SPATIAL RELATIONSHIP:

Locate in Athletics near gyms.

RELATIONSHIP DIAGRAM



Cheer Restroom **Cheer Restroom**
LAYOUT



EQUIPMENT/FURNITURE					
Furniture/Equipment	Tag No.	Notes	Qty.	Size	Comments
IN CONTRACT / CONTRACTOR PROVIDED					
Grab Bars	1		2		
Mirror	2		1		
Sink	3		5		
Furniture/Equipment	Tag No.	Notes	Qty.	Size	
NOT IN CONTRACT / OWNER PROVIDED					
Soap Dispenser	4	Contractor installed	5		
Paper Towel Dispenser	5	Contractor installed	4		
Feminine Napkin Disposal	6	Contractor installed	8		
Toilet Paper Dispenser	7	Contractor installed	8		
Notes:					

Cheer Unisex Dressing / Restroom

PROGRAM SPACES

SPACES	Quantity:	Capacity	Area (SF):	Total (SF):	Comments:
Cheer Unisex Dressing / Restroom	1		150	150	

PROGRAM DETAILS

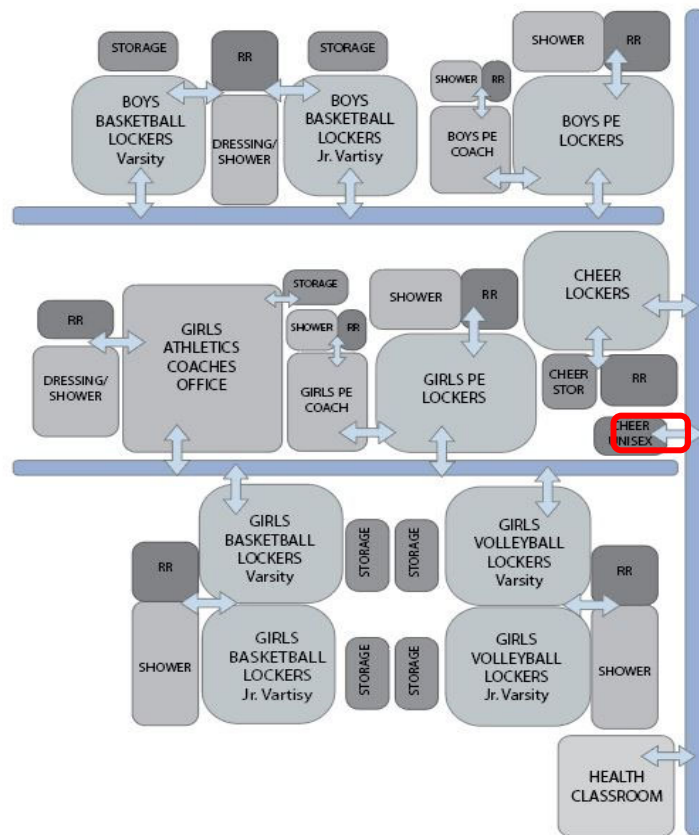
DESCRIPTION OF SPACE AND USES:

Unisex space for Cheer - dressing and restroom.

SPATIAL RELATIONSHIP:

Locate in Athletics near other cheer spaces.

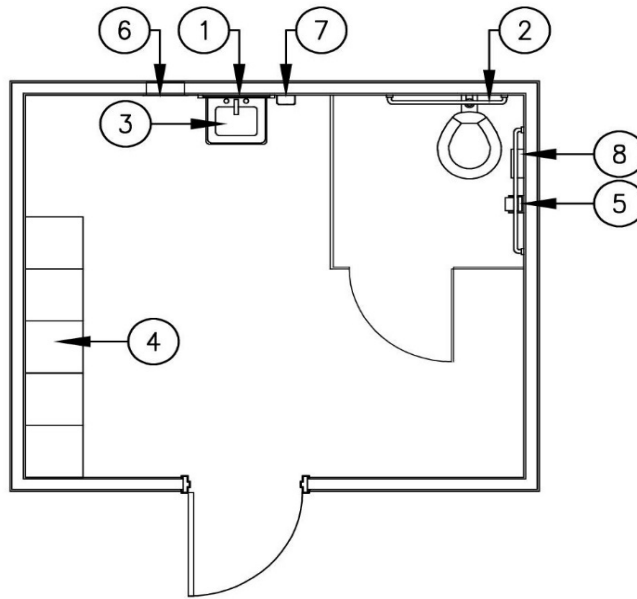
RELATIONSHIP DIAGRAM



Cheer Unisex Dressing / Restroom

Cheer Unisex Dressing / Restroom

LAYOUT



EQUIPMENT/FURNITURE

Furniture/Equipment	Tag No.	Notes	Qty.	Size	Comments
---------------------	---------	-------	------	------	----------

IN CONTRACT / CONTRACTOR PROVIDED

Mirror	1		1		
Grab Bars	2		2		
Sink	3		1		
Lockers	4	3-tier	15	18" x 18" x 24"	

Furniture/Equipment	Tag No.	Notes	Qty.	Size	Comments
---------------------	---------	-------	------	------	----------

NOT IN CONTRACT / OWNER PROVIDED

Toilet Paper Dispenser	5	Contractor installed	1		
Paper Towel Dispenser	6	Contractor installed	1		
Soap Dispenser	7	Contractor installed	1		
Feminine Napkin Disposal	8	Contractor installed	1		

Notes:

Health Classroom

PROGRAM SPACES

SPACES	Quantity:	Capacity	Area (SF):	Total (SF):	Comments:
Health Classroom	2	40	1,100	2,200	

PROGRAM DETAILS

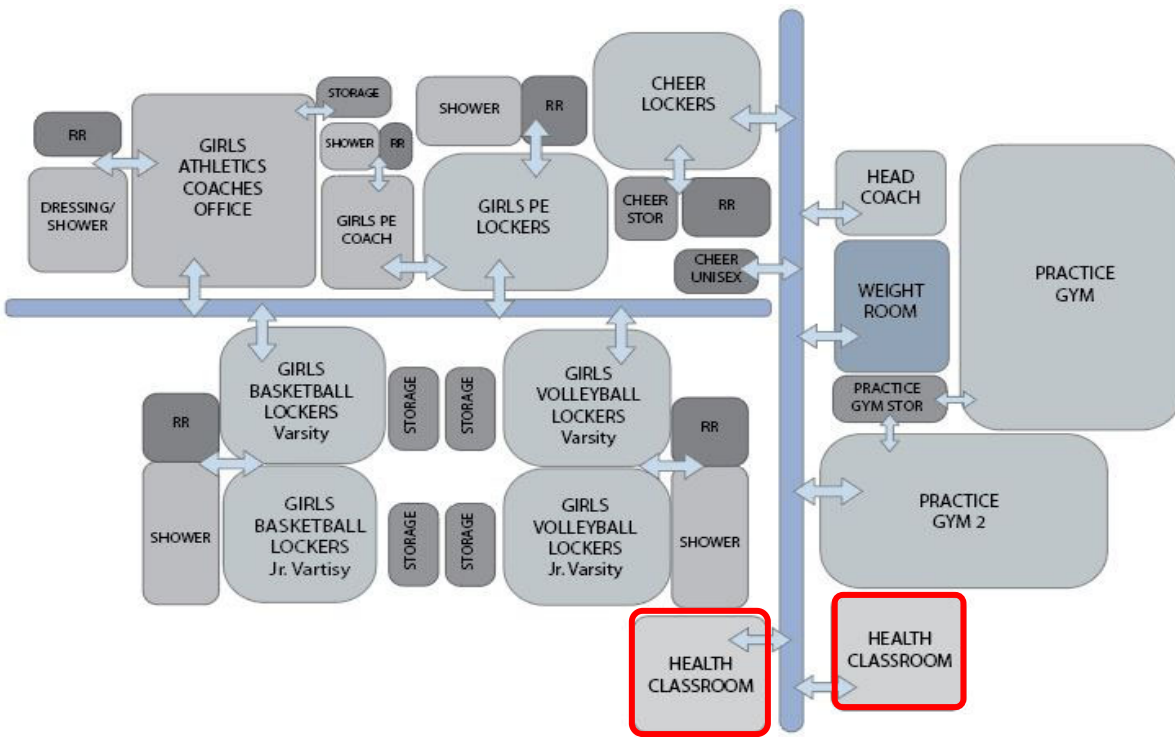
DESCRIPTION OF SPACE AND USES:

Classroom for instruction; learning activities focused on health and wellness.

SPATIAL RELATIONSHIP:

Locate both classrooms together in close proximity to gymnasiums and classroom wings. Coordinate final location with athletics department.

RELATIONSHIP DIAGRAM



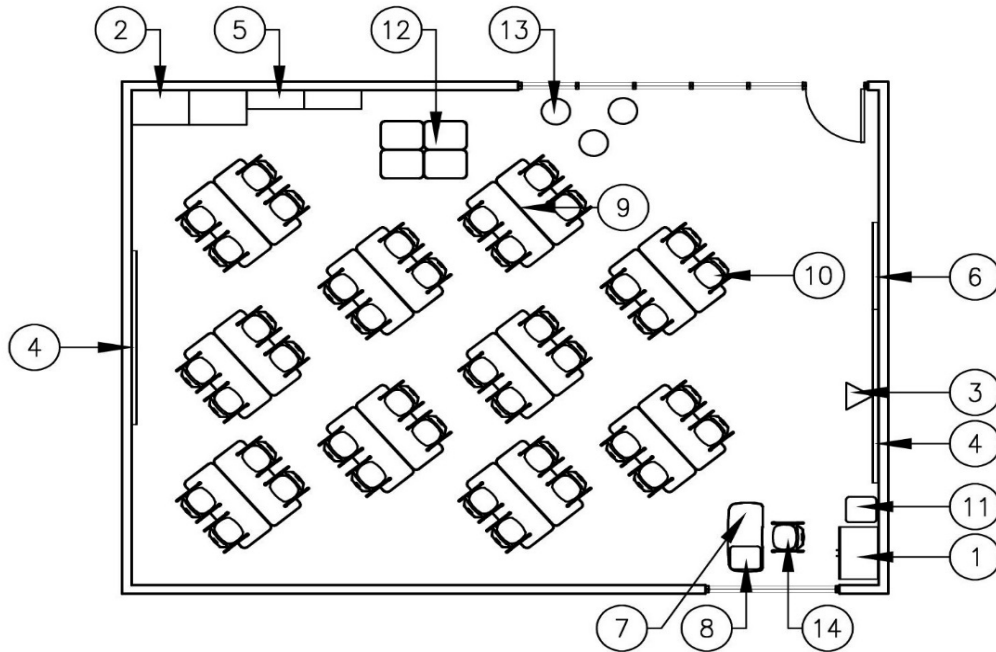
LEARNING FRAMEWORK

LEARNING ACTIVITIES:

Organized to facilitate a learner centered approach to instruction. Activities include whole class instruction, small group instruction (student-student and student-teacher), and individualized learning.

Health Classroom
OTHER ACTIVITIES:
Classroom Library - Individual reading, student self selection
Continuous Learning- Spill over to learning commons adjacent to classroom
Team Activities - Teaming between rooms to enhance learning activities
Blended Learning- Engaging, active learning through technology
Small group work - Students work on activities where they sit and/or stand, and use a diversity of materials.

Health Classroom	LAYOUT
-------------------------	---------------



EQUIPMENT/FURNITURE					
Furniture/Equipment	Tag No.	Notes	Qty.	Size	Comments
IN CONTRACT / CONTRACTOR PROVIDED					
Teacher's Wardrobe	1	Lockable	1	36" x 24" x 84"	
Tall Shelving Unit	2	Lockable	2	36" x 24" x 84"	
Instructional Display Technology	3	One below projector	2	5' x 8'	
Markerboard	4	One below projector	2	5' x 8'	
Bookshelf	5		2		
Markerboard	6		1	4' x 5'	

Health Classroom				
Furniture/Equipment	Tag No.	Notes	Qty.	Size
NOT IN CONTRACT / OWNER PROVIDED				
Teacher Desk	7		1	
Teacher Tool Set	8		1	
Student Desk	9		20	
Student Chair	10	Stackable	40	
Student Devices Cart	11		1	
Student Tables	12	Standing height	4	
Task Chair	14		1	
Notes:				
1. Provide windows to hallway.				

PROGRAM SPACES

SPACES	Quantity:	Capacity	Area (SF):	Total (SF):	Comments:
PE Coaches Office	2		400	800	One for boys and one for girls

PROGRAM DETAILS

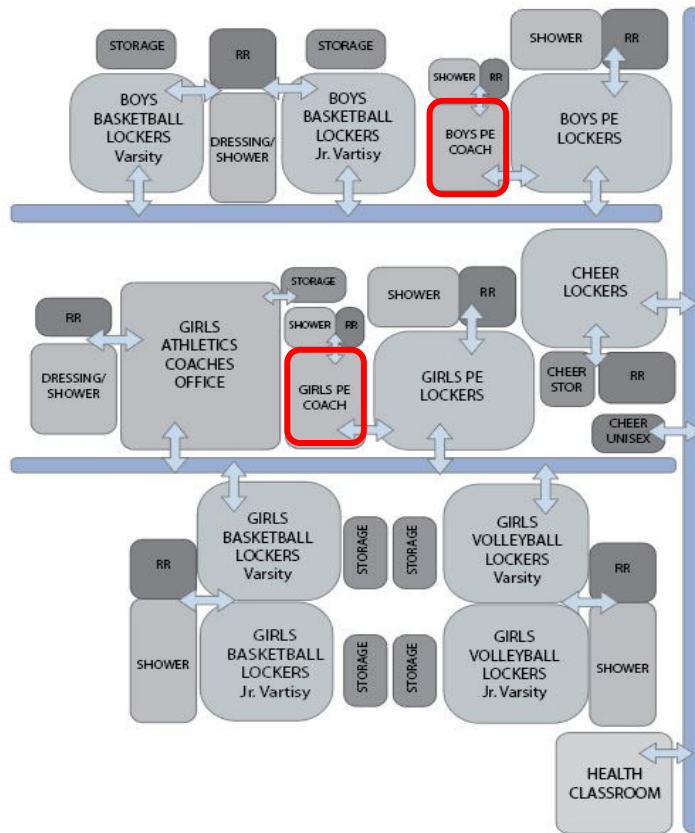
DESCRIPTION OF SPACE AND USES:

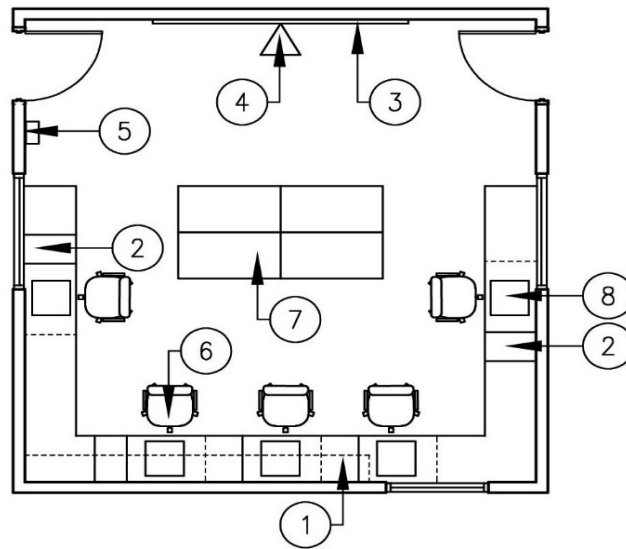
Administrative duties, meetings and conferences.

SPATIAL RELATIONSHIP:

Locate in PE area near Boy's and Girl's PE Locker room.

RELATIONSHIP DIAGRAM





EQUIPMENT/FURNITURE

Furniture/Equipment	Tag No.	Notes	Qty.	Size	Comments
IN CONTRACT / CONTRACTOR PROVIDED					
Upper and Lower Cabinets	1	With kneespace			
Vertical File Cabinet Drawers	2	Below counter	5		
Markerboard	3		1	5' x 8'	
Projection Device	4		1		
Teacher Display Plate (TDP)	5				

Furniture/Equipment	Tag No.	Notes	Qty.	Size	Comments
NOT IN CONTRACT / OWNER PROVIDED					
Task Chair	6		5		
Flip Tables	7		4		
Teacher Office Tool Set	8		5		

Notes:

- 1. Window to locker rooms for supervision.
- 2. Provide a black and white printer to be shared among coaches.

PE Coaches Dressing

PROGRAM SPACES

SPACES	Quantity:	Capacity	Area (SF):	Total (SF):	Comments:
PE Coaches Dressing	2		200	400	One for boys and one for girls

PROGRAM DETAILS

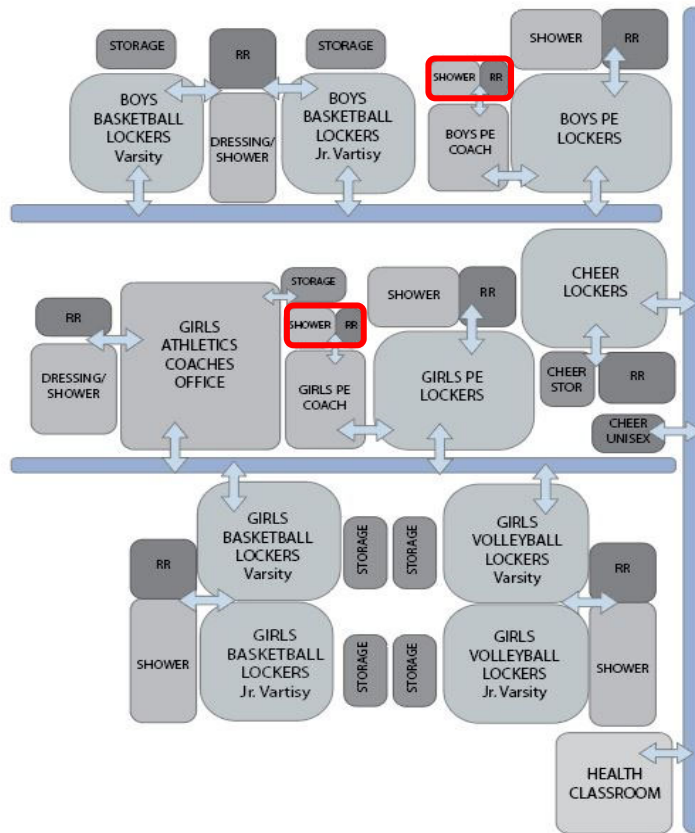
DESCRIPTION OF SPACE AND USES:

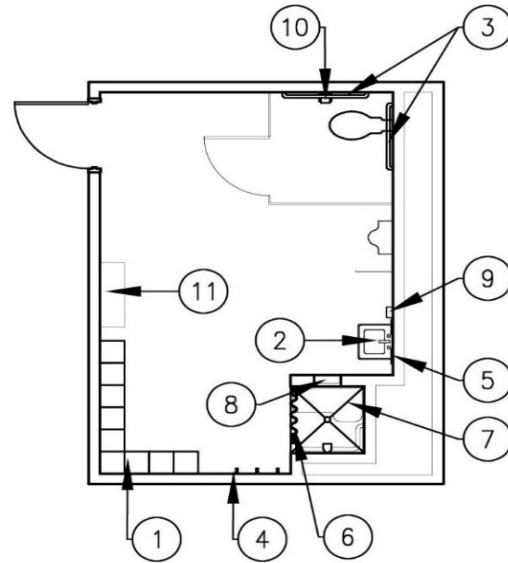
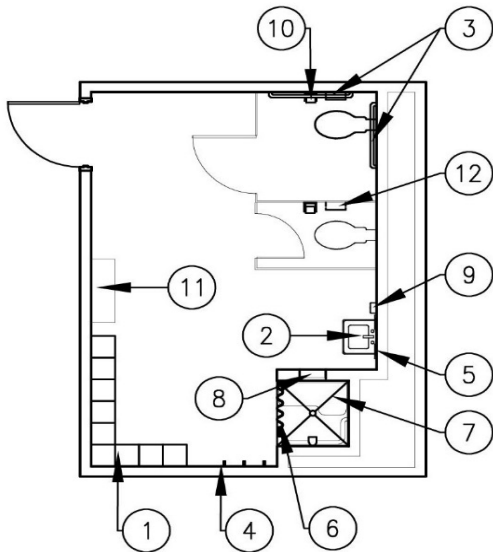
Coaches dressing area for showering and includes restrooms.

SPATIAL RELATIONSHIP:

Locate in Athletics/PE area adjacent to PE Coaches Office.

RELATIONSHIP DIAGRAM





EQUIPMENT/FURNITURE

Furniture/Equipment	Tag No.	Notes	Qty.	Size
---------------------	---------	-------	------	------

IN CONTRACT / CONTRACTOR PROVIDED

Lockers	1	Single-tier	8	12" x 15" x 72"
Sink	2		1	
Grab Bars	3	2 in HC shower	4	
Hooks	4		3	
Mirror	5		1	
Shower Curtain	6		1	
Handicap Shower Bench	7		1	

Furniture/Equipment	Tag No.	Notes	Qty.	Size
---------------------	---------	-------	------	------

NOT IN CONTRACT / OWNER PROVIDED

Paper Towel Dispenser	8	Contractor installed	1	
Soap Dispenser	9	Contractor installed	1	
Toilet Paper Dispenser	10	Contractor installed	1	
Bench	11		1	
Feminine Napkin Disposal	12	Contractor installed	1	

Notes:

PE Locker Room

PROGRAM SPACES

SPACES	Quantity:	Capacity	Area (SF):	Total (SF):	Comments:
PE Locker Room	2		1,800	3,600	One for boys and one for girls

PROGRAM DETAILS

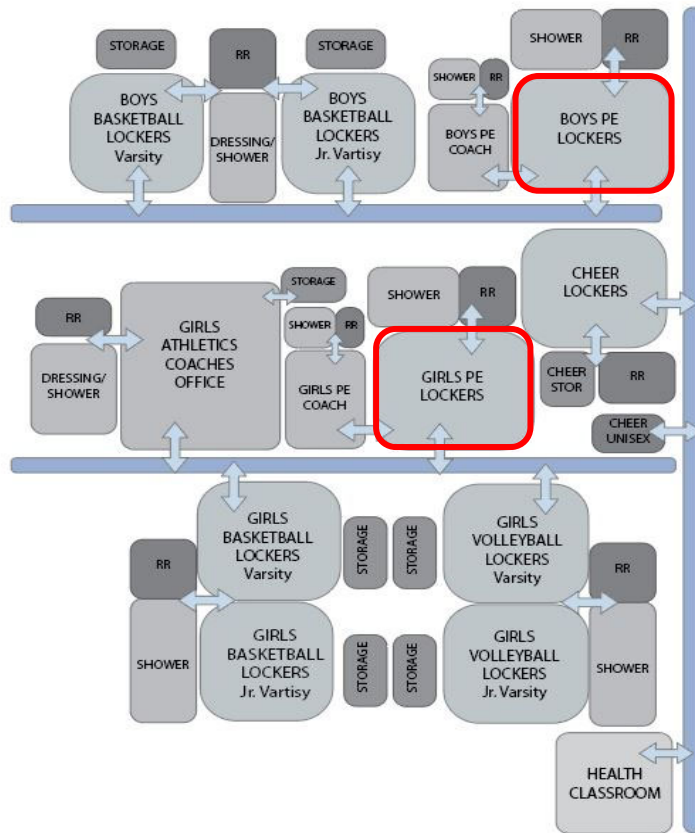
DESCRIPTION OF SPACE AND USES:

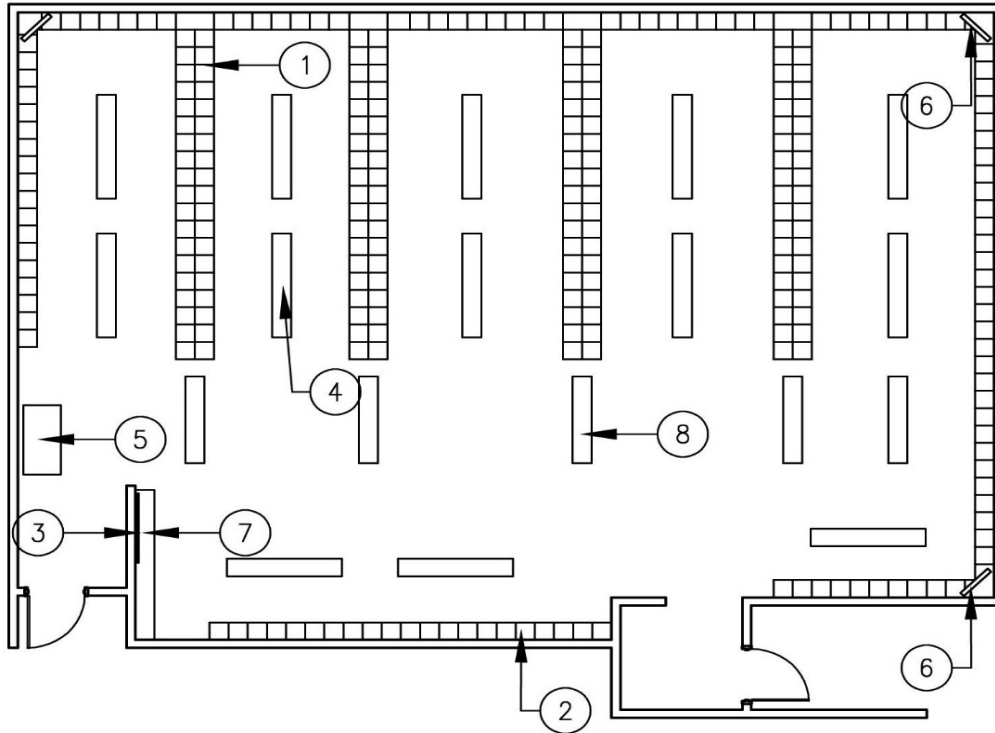
Locker room, team meetings for physical education students.

SPATIAL RELATIONSHIP:

Locate in Athletic/PE area close to restrooms and showers.

RELATIONSHIP DIAGRAM





EQUIPMENT/FURNITURE

Furniture/Equipment	Tag No.	Notes	Qty.	Size	Comments
---------------------	---------	-------	------	------	----------

IN CONTRACT / CONTRACTOR PROVIDED

Lockers	1	5-tier	1,000	12" x 12" x 12"	
Lockers	2	2-tier	64	12" x 12" x 6"	
Mirror	3		1	4' x 8'	
Benches	4	Fixed; locate along lockers	14		
Handicap Bench	5		1		
Mirror - Convex	6		3		
Shelf	7	Mount at 34"; provide electrical outlets above	1		
Benches	8	Moveable	4		

Furniture/Equipment	Tag No.	Notes	Qty.	Size	Comments
---------------------	---------	-------	------	------	----------

NOT IN CONTRACT / OWNER PROVIDED

Notes:

1. Arrange lockers to maximized supervision.

PE Showers

PROGRAM SPACES

SPACES	Quantity:	Capacity	Area (SF):	Total (SF):	Comments:
PE Showers	2		200	400	One for boys and one for girls

PROGRAM DETAILS

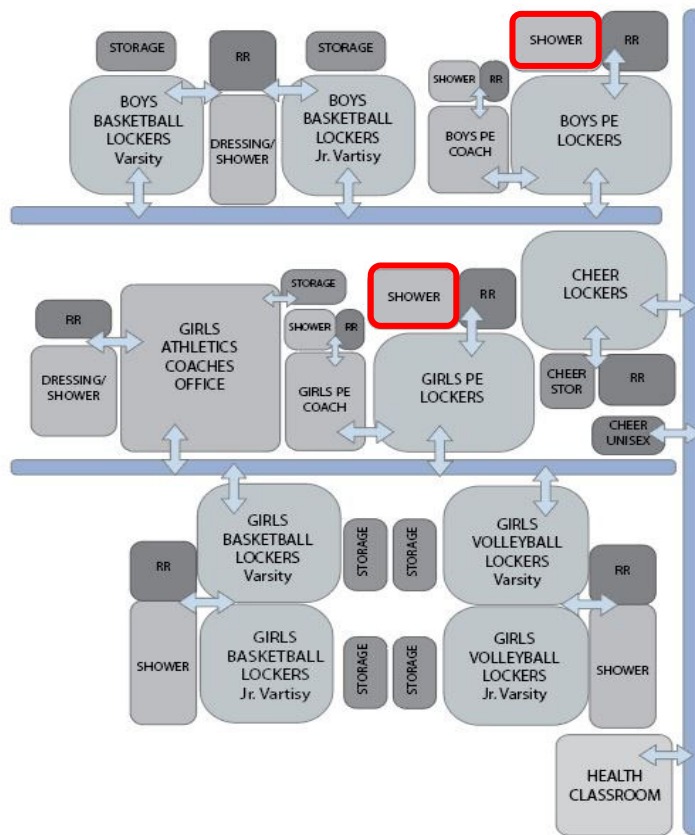
DESCRIPTION OF SPACE AND USES:

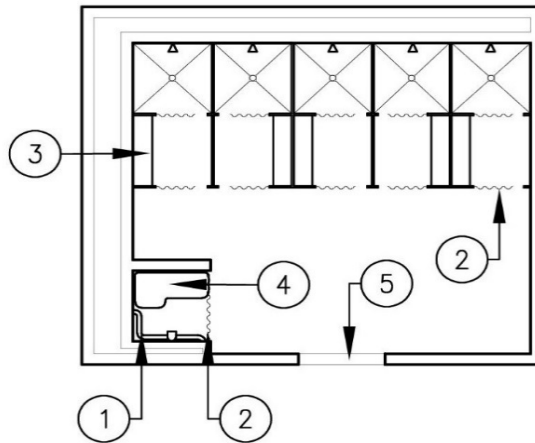
Showering

SPATIAL RELATIONSHIP:

Locate in PE area near Boy's and Girls PE locker rooms.

RELATIONSHIP DIAGRAM





EQUIPMENT/FURNITURE

Furniture/Equipment	Tag No.	Notes	Qty.	Size	Comments
IN CONTRACT / CONTRACTOR PROVIDED					
Grab Bars	1		2		
Shower Curtain	2		11		
Shower Bench	3		5		
Handicap Shower Bench	4		1		
Marble Threshold	5	1/2" high	1		

Furniture/Equipment	Tag No.	Notes	Qty.	Size	Comments
NOT IN CONTRACT / OWNER PROVIDED					

Notes:

PE Restroom

PROGRAM SPACES

SPACES	Quantity:	Capacity	Area (SF):	Total (SF):	Comments:
PE Restroom	2		200	400	One for boys and one for girls

PROGRAM DETAILS

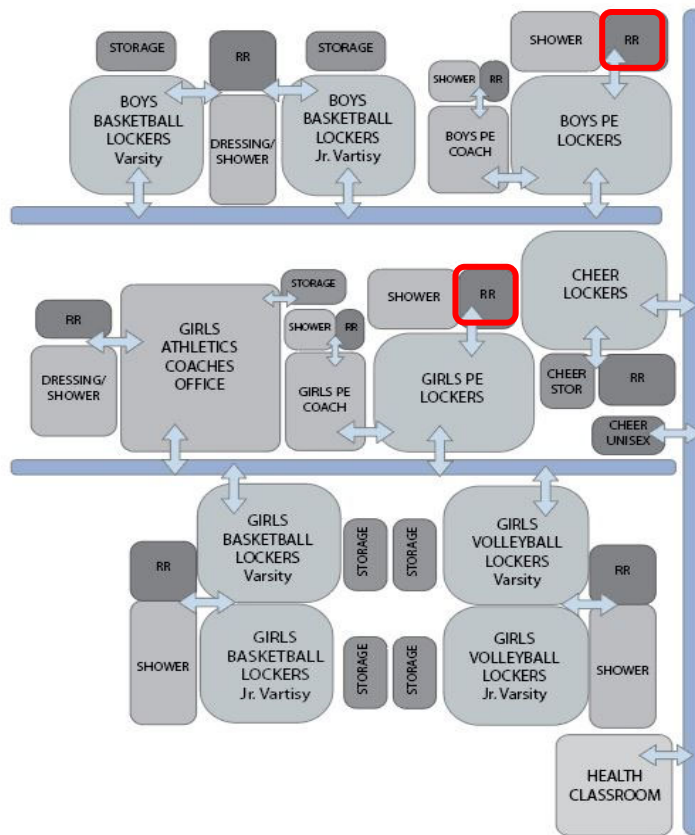
DESCRIPTION OF SPACE AND USES:

Restroom

SPATIAL RELATIONSHIP:

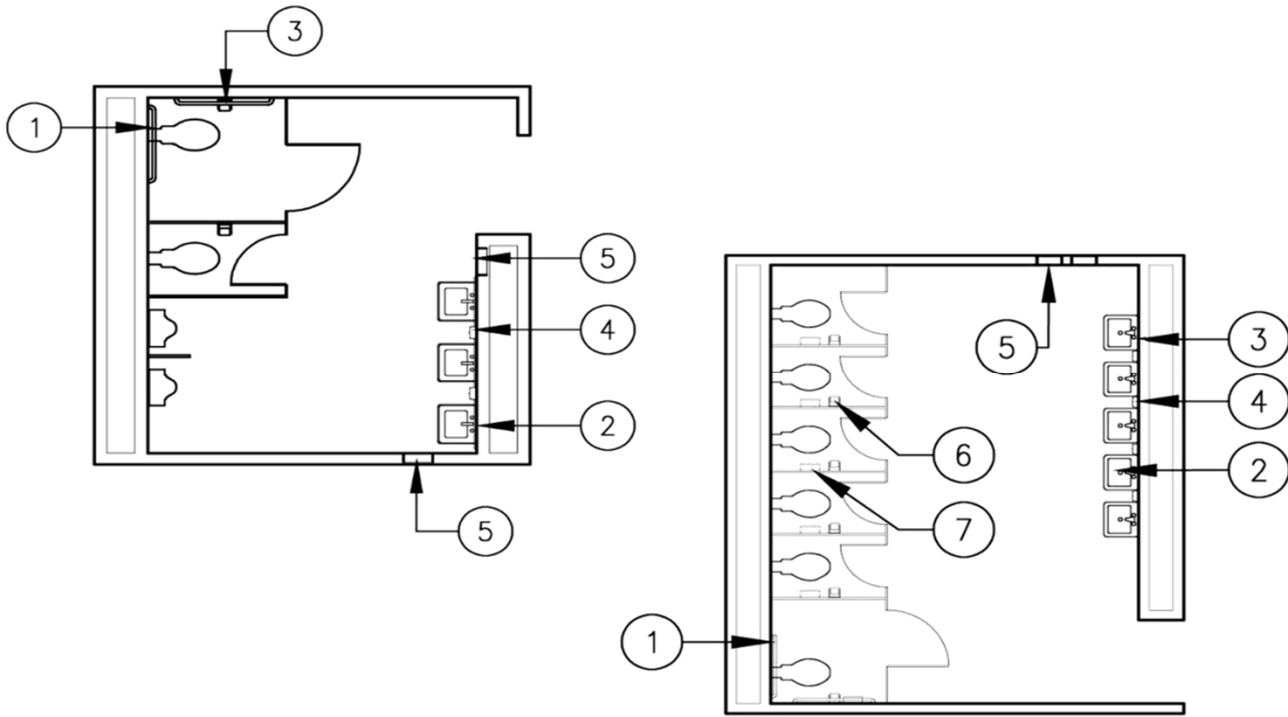
Locate in PE area near Boy's and Girls PE shower and locker rooms.

RELATIONSHIP DIAGRAM



PE Restroom

PE Restroom **LAYOUT**



EQUIPMENT/FURNITURE

Furniture/Equipment	Tag No.	Notes	Qty.	Size	Comments
---------------------	---------	-------	------	------	----------

IN CONTRACT / CONTRACTOR PROVIDED

Grab Bars	1		2		
Mirror	2		1		

Furniture/Equipment	Tag No.	Notes	Qty.	Size	Comments
---------------------	---------	-------	------	------	----------

NOT IN CONTRACT / OWNER PROVIDED

Toilet Paper Dispenser	3	Contractor installed	2 / 6		
Soap Dispenser	4	Contractor installed	3 / 5		
Paper Towel Dispenser	5	Contractor installed	1 / 2		
Feminine Napkin Disposal (Girls Only)	6	Contractor installed	6		

Notes:

Girl's Athletics Coaches Office

PROGRAM SPACES

SPACES	Quantity:	Capacity	Area (SF):	Total (SF):	Comments:
Girl's Athletics Coaches Office	1		700	700	

PROGRAM DETAILS

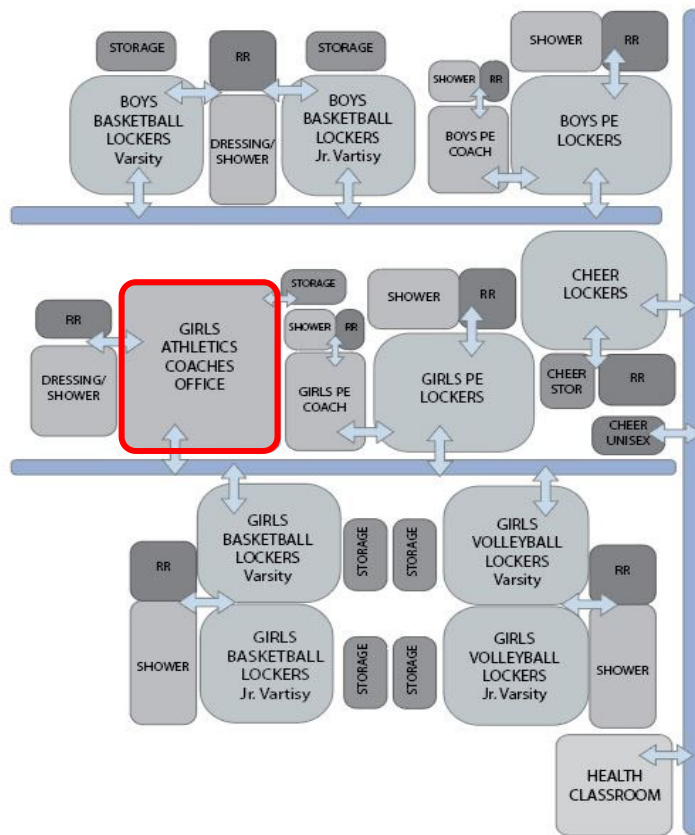
DESCRIPTION OF SPACE AND USES:

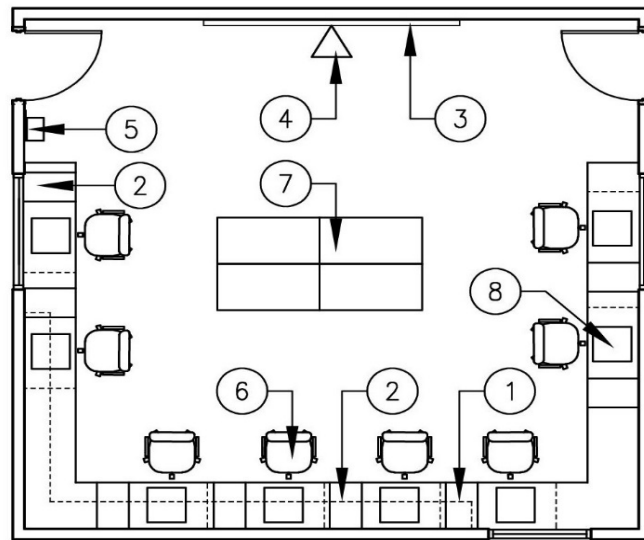
Administrative duties, meetings and conferences

SPATIAL RELATIONSHIP:

Locate in Athletics/PE near Girls Locker Room.

RELATIONSHIP DIAGRAM





EQUIPMENT/FURNITURE

Furniture/Equipment	Tag No.	Notes	Qty.	Size	Comments
---------------------	---------	-------	------	------	----------

IN CONTRACT / CONTRACTOR PROVIDED

Upper and Lower Cabinets	1	With kneespace			
Vertical File Cabinet Drawers	2	Below counter	8		
Markerboard, magnetic	3		1	5' x 8'	
Projection Device	4		1		
Teacher Display Plate (TDP)	5		1		

Furniture/Equipment	Tag No.	Notes	Qty.	Size	Comments
---------------------	---------	-------	------	------	----------

NOT IN CONTRACT / OWNER PROVIDED

Task Chair	6		8		
Flip Tables	7		4		
Teacher Office Tool Set	8		8		

Notes:

1. Provide a black and white printer to be shared among coaches.

Girl's Athletics Coaches Dressing/Showers

PROGRAM SPACES

SPACES	Quantity:	Capacity	Area (SF):	Total (SF):	Comments:
Girl's Athletics Coaches Dressing/Showers	1		600	600	

PROGRAM DETAILS

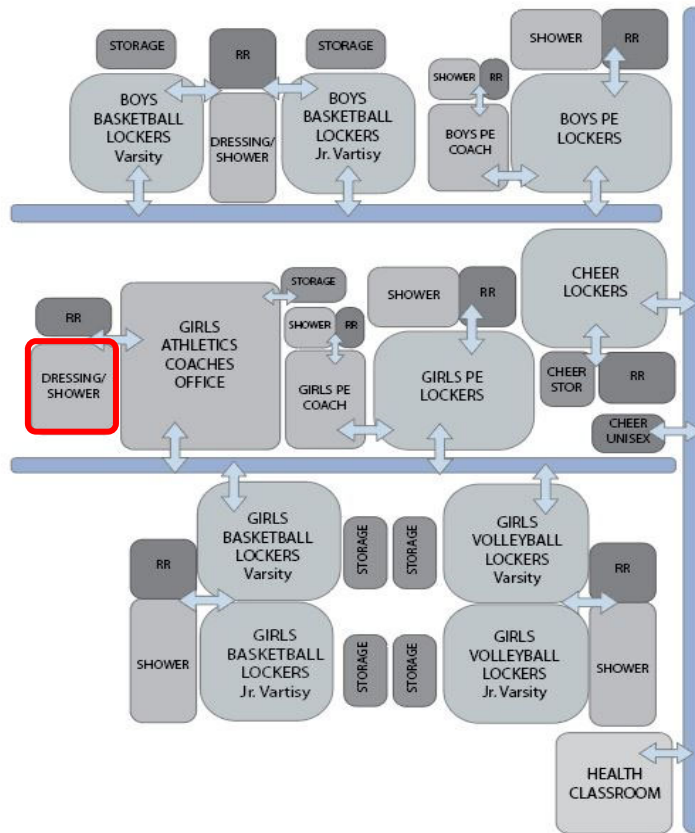
DESCRIPTION OF SPACE AND USES:

Coaches dressing area for showering and includes restrooms.

SPATIAL RELATIONSHIP:

Locate in PE area near Girls and Girls PE locker rooms.

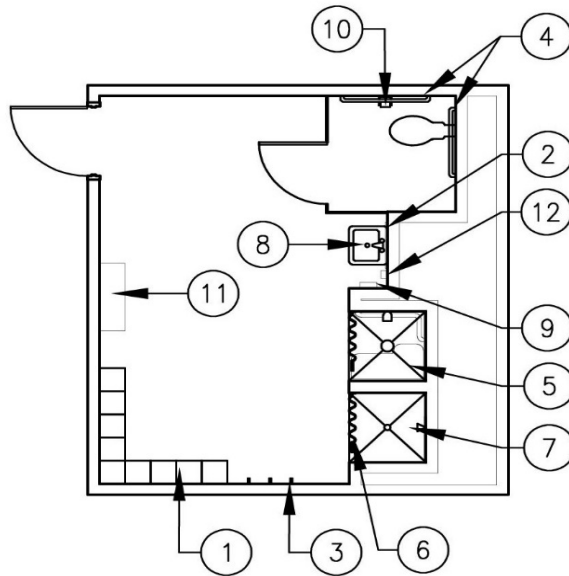
RELATIONSHIP DIAGRAM



Girl's Athletics Coaches Dressing/Showers

Girl's Athletics Coaches Dressing/Showers

LAYOUT



EQUIPMENT/FURNITURE

Furniture/Equipment	Tag No.	Notes	Qty.	Size	Comments
IN CONTRACT / CONTRACTOR PROVIDED					
Lockers	1	Single-tier	8	12" x 15" x 72"	
Mirror	2		1		
Hooks	3		3		
Grab Bars	4	1 in HC shower	3		
Shower Handicap Bench	5		1		
Shower Curtain	6		2		
Standing Shower	7		1		
Sink	8		1		
Furniture/Equipment					
	Tag No.	Notes	Qty.	Size	
NOT IN CONTRACT / OWNER PROVIDED					
Paper Towel Dispenser	9	Contractor installed	1		
Toilet Paper Dispenser	10	Contractor installed	1		
Bench	11		1		
Soap Dispenser	12	Contractor installed	1		

Notes:

Girl's Athletics Coaches Storage

PROGRAM SPACES

SPACES	Quantity:	Capacity	Area (SF):	Total (SF):	Comments:
Girl's Athletics Coaches Storage	1		200	200	

PROGRAM DETAILS

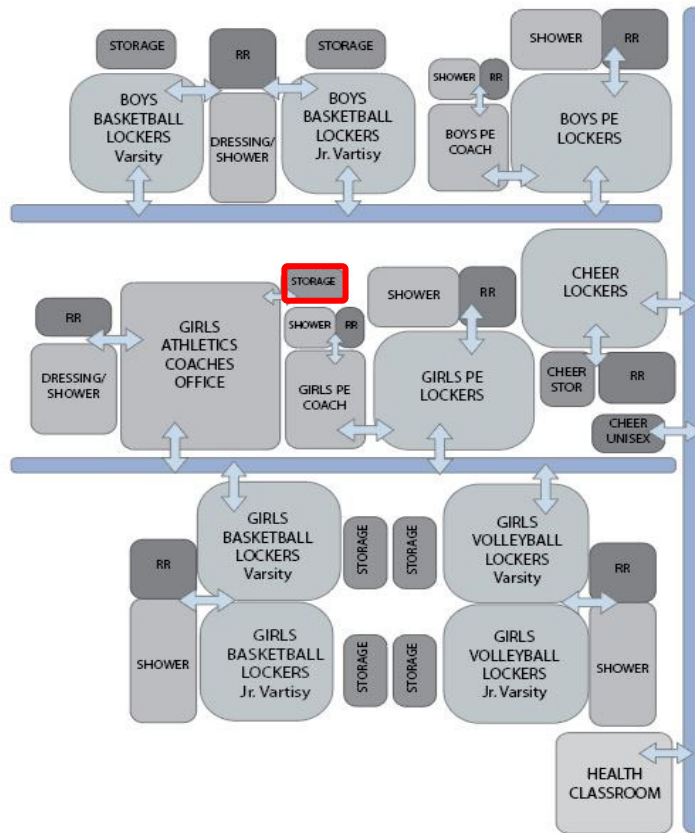
DESCRIPTION OF SPACE AND USES:

Storage of equipment/materials for coaches.

SPATIAL RELATIONSHIP:

Locate next to Girls Athletics Coaches Office.

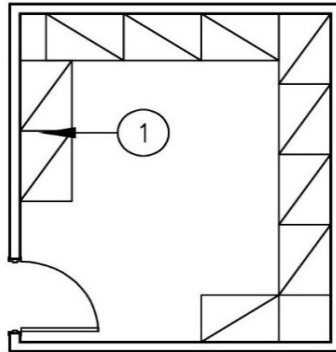
RELATIONSHIP DIAGRAM



Girl's Athletics Coaches Storage

Girl's Athletics Coaches Storage

LAYOUT



EQUIPMENT/FURNITURE

Furniture/Equipment	Tag No.	Notes	Qty.	Size	Comments
IN CONTRACT / CONTRACTOR PROVIDED					
Metal Shelving	1	Line Walls		36" x 24" x 84"	
NOT IN CONTRACT / OWNER PROVIDED					

Notes:

Blank area for notes.

Girl's Basketball Locker Rooms

PROGRAM SPACES

SPACES	Quantity:	Capacity	Area (SF):	Total (SF):	Comments:
Girl's Basketball Locker Rooms	2		800	1,600	One varsity and one jr. varsity basketball

PROGRAM DETAILS

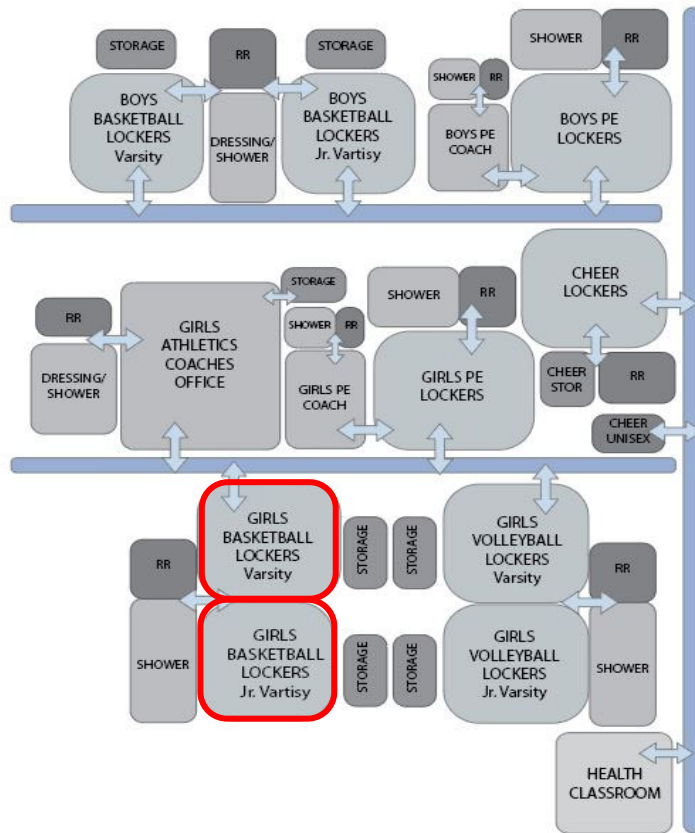
DESCRIPTION OF SPACE AND USES:

Locker room, dressing and changing.

SPATIAL RELATIONSHIP:

Locate in Athletics near gyms.

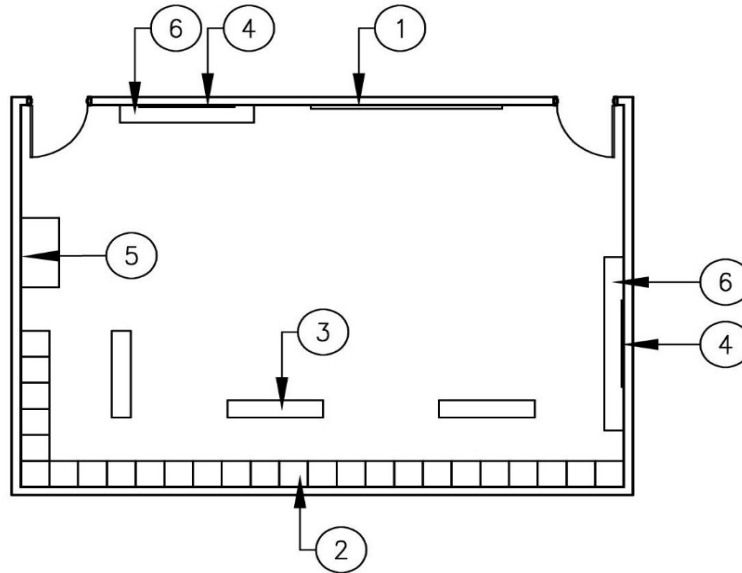
RELATIONSHIP DIAGRAM



Girl's Basketball Locker Rooms

Girl's Basketball Locker Rooms

LAYOUT



EQUIPMENT/FURNITURE

Furniture/Equipment	Tag No.	Notes	Qty.	Size	Comments
IN CONTRACT / CONTRACTOR PROVIDED					
Markerboard	1		1	5' x 10'	
Lockers	2		25	18" x 18" x 36"	
Benches	3	locate along lockers	3		
Mirror	4		2	2' x 5'	
Handicap Bench	5		1		
Shelf	6	Mount at 34"; provide electrical outlets above	2		

Furniture/Equipment	Tag No.	Notes	Qty.	Size	Comments
---------------------	---------	-------	------	------	----------

NOT IN CONTRACT / OWNER PROVIDED

Notes:

1. Arrange lockers to maximize supervision.
2. Provide additional electrical outlets for hair drying.

Girl's Volleyball Locker Rooms

PROGRAM SPACES

SPACES	Quantity:	Capacity	Area (SF):	Total (SF):	Comments:
Girl's Volleyball Locker Rooms	2		800	1,600	For varsity & jr. varsity volleyball

PROGRAM DETAILS

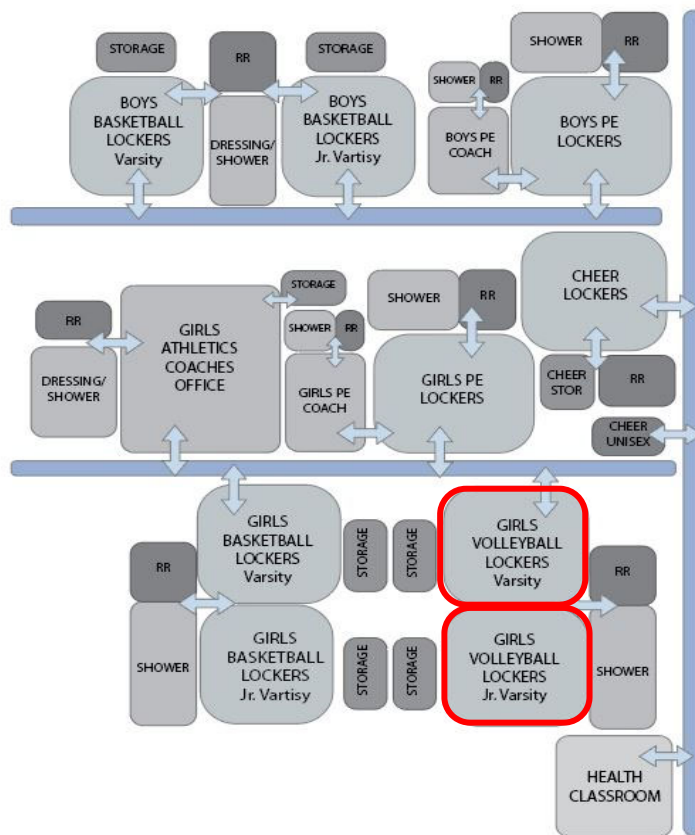
DESCRIPTION OF SPACE AND USES:

Locker room, dressing and changing.

SPATIAL RELATIONSHIP:

Locate in Athletics near gyms.

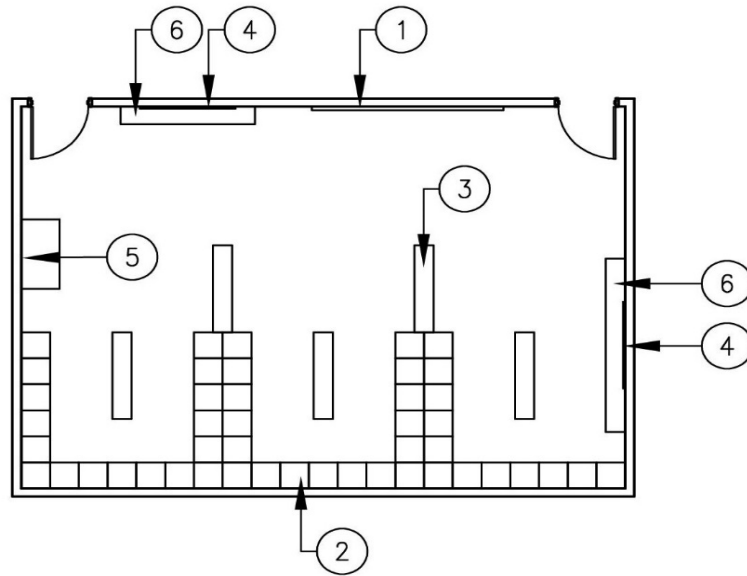
RELATIONSHIP DIAGRAM



Girl's Volleyball Locker Rooms

Girl's Volleyball Locker Rooms

LAYOUT



EQUIPMENT/FURNITURE

Furniture/Equipment	Tag No.	Notes	Qty.	Size	Comments
IN CONTRACT / CONTRACTOR PROVIDED					
Markerboard	1		1	5' x 10'	
Lockers	2		45	18" x 18" x 36"	
Benches	3	locate along lockers	5		
Mirror	4		2	2' x 5'	
Handicap Bench	5		1		
Shelf	6	Mount at 34"; provide electrical outlets above	2		

Furniture/Equipment	Tag No.	Notes	Qty.	Size	Comments
---------------------	---------	-------	------	------	----------

NOT IN CONTRACT / OWNER PROVIDED

Notes:

1. Arrange lockers to maximize supervision.
2. Provide additional electrical outlets for hair drying.

Girl's Team Storage

PROGRAM SPACES

SPACES	Quantity:	Capacity	Area (SF):	Total (SF):	Comments:
Girl's Team Storage	4		200	800	For varsity & jr. varsity volleyball and varsity & jr. varsity basketball

PROGRAM DETAILS

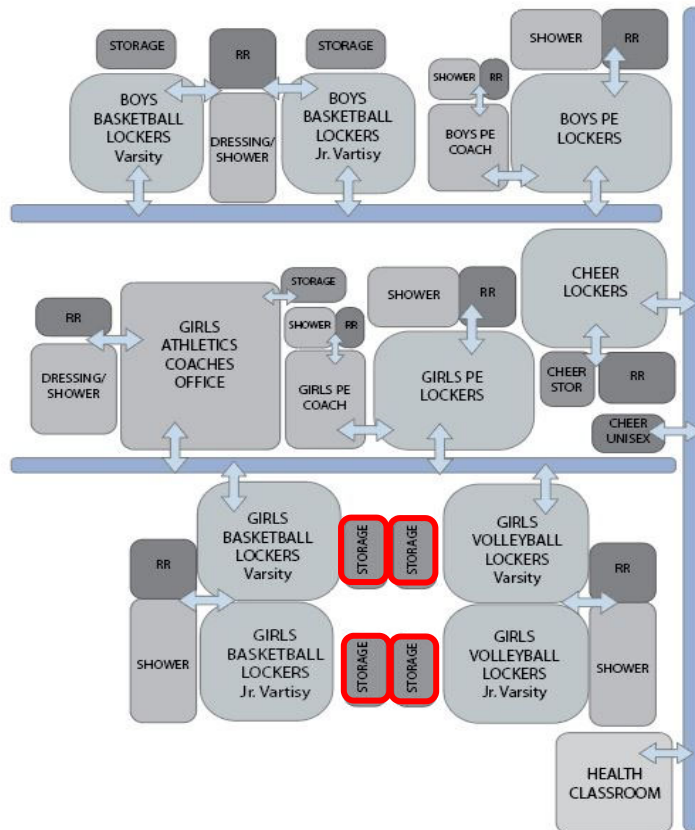
DESCRIPTION OF SPACE AND USES:

Storage rooms for equipment, uniforms, etc. for each sports team.

SPATIAL RELATIONSHIP:

Locate in Athletics directly adjacent to team locker room.

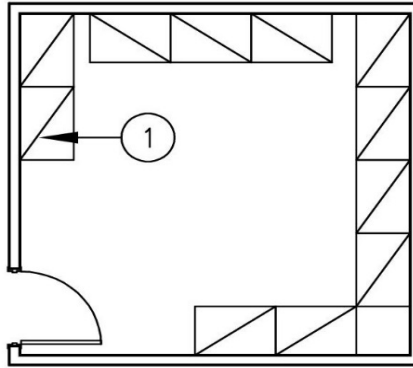
RELATIONSHIP DIAGRAM



Girl's Team Storage

Girl's Team Storage

LAYOUT



EQUIPMENT/FURNITURE

Furniture/Equipment	Tag No.	Notes	Qty.	Size	Comments
IN CONTRACT / CONTRACTOR PROVIDED					
Metal Shelving	1	Line Walls		36" x 24" x 84"	
NOT IN CONTRACT / OWNER PROVIDED					
Notes:					

Girl's Team Showers

PROGRAM SPACES

SPACES	Quantity:	Capacity	Area (SF):	Total (SF):	Comments:
Girl's Team Showers	2		360	720	For varsity & jr. varsity volleyball and varsity & jr. varsity basketball

PROGRAM DETAILS

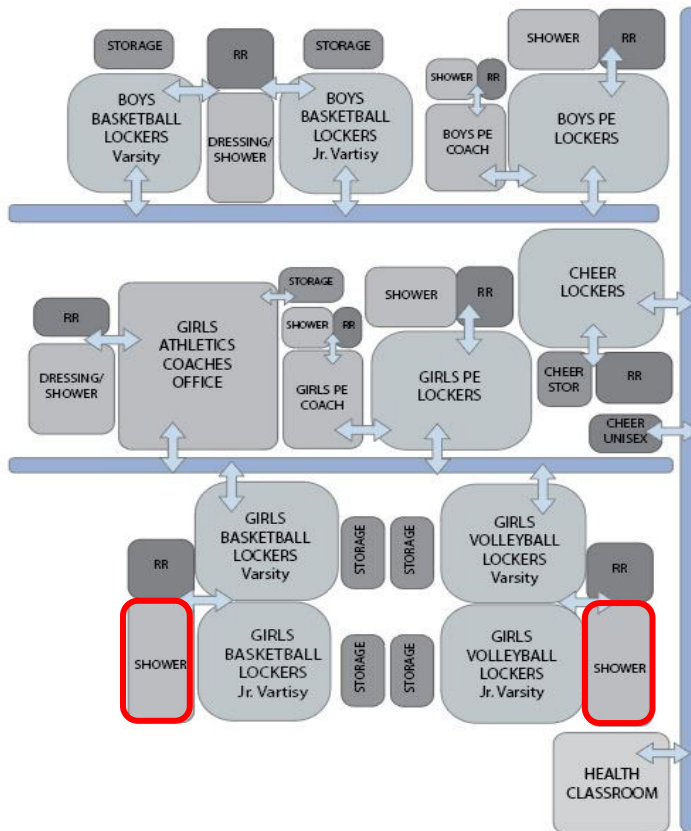
DESCRIPTION OF SPACE AND USES:

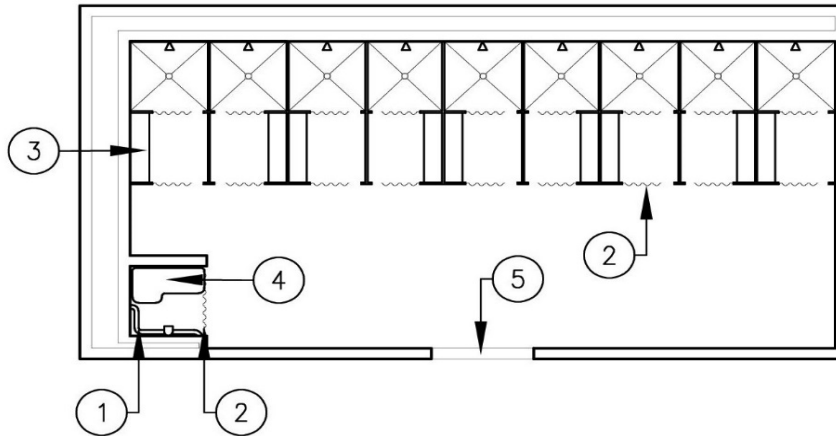
Shower rooms, one per two sports teams.

SPATIAL RELATIONSHIP:

Locate in Athletics directly adjacent to team locker room.

RELATIONSHIP DIAGRAM





EQUIPMENT/FURNITURE

Furniture/Equipment	Tag No.	Notes	Qty.	Size	Comments
---------------------	---------	-------	------	------	----------

IN CONTRACT / CONTRACTOR PROVIDED

Grab Bars	1		2		
Shower Curtain	2		19		
Shower Bench	3		9		
Handicap Shower Bench	4		1		
Marble Threshold	5	1/2" high	1		

Furniture/Equipment	Tag No.	Notes	Qty.	Size	Comments
---------------------	---------	-------	------	------	----------

NOT IN CONTRACT / OWNER PROVIDED

Notes:

Girl's Team Restrooms

PROGRAM SPACES

SPACES	Quantity:	Capacity	Area (SF):	Total (SF):	Comments:
Girl's Team Restrooms	2		360	720	For varsity & jr. varisty volleyball and varsity & jr. varsity basketball

PROGRAM DETAILS

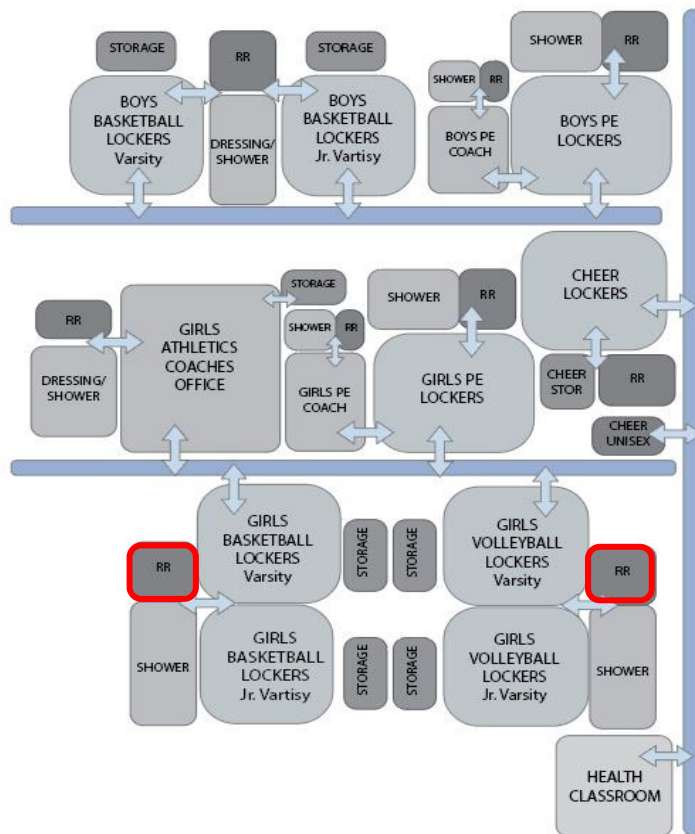
DESCRIPTION OF SPACE AND USES:

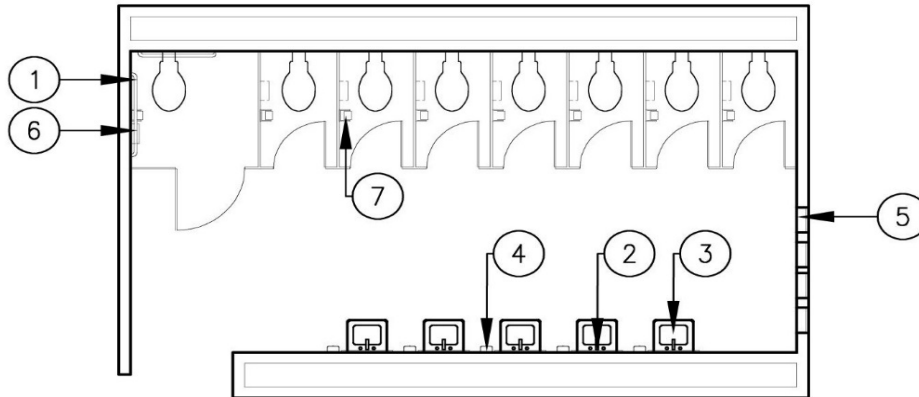
Restrooms, one per two sports teams.

SPATIAL RELATIONSHIP:

Locate in Athletics directly adjacent to team locker room.

RELATIONSHIP DIAGRAM





EQUIPMENT/FURNITURE

Furniture/Equipment	Tag No.	Notes	Qty.	Size	Comments
---------------------	---------	-------	------	------	----------

IN CONTRACT / CONTRACTOR PROVIDED

Grab Bars	1		2		
Mirror	2		1		
Sink	3		5		

Furniture/Equipment	Tag No.	Notes	Qty.	Size	
---------------------	---------	-------	------	------	--

NOT IN CONTRACT / OWNER PROVIDED

Soap Dispenser	4	Contractor installed	5		
Paper Towel Dispenser	5	Contractor installed	4		
Feminine Napkin Disposal	6	Contractor installed	8		
Toilet Paper Dispenser	7	Contractor installed	8		

Notes:

Boy's Basketball Locker Rooms

PROGRAM SPACES

SPACES	Quantity:	Capacity	Area (SF):	Total (SF):	Comments:
Boy's Basketball Locker Rooms	2		700	1,400	One Varsity and one Jr. Varsity

PROGRAM DETAILS

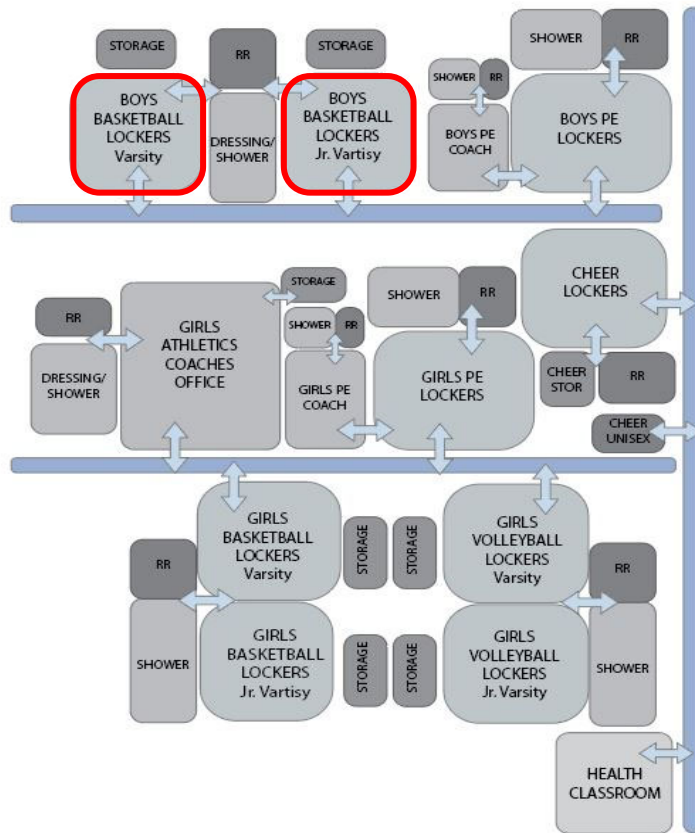
DESCRIPTION OF SPACE AND USES:

Locker room, dressing and changing for Boy's Basketball teams.

SPATIAL RELATIONSHIP:

Locate in Athletics near gyms.

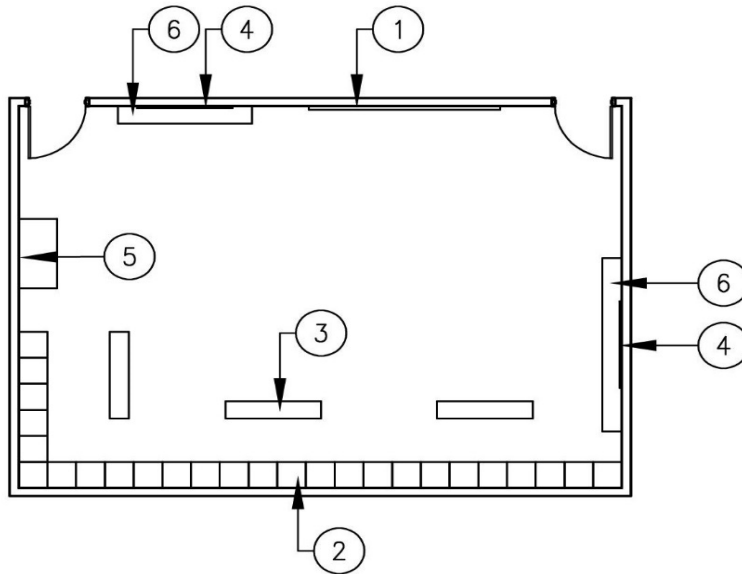
RELATIONSHIP DIAGRAM



Boy's Basketball Locker Rooms

Boy's Basketball Locker Rooms

LAYOUT



EQUIPMENT/FURNITURE

Furniture/Equipment	Tag No.	Notes	Qty.	Size	Comments
IN CONTRACT / CONTRACTOR PROVIDED					
Markerboard	1		1	5' x 10'	
Lockers	2		25	18" x 18" x 36"	
Benches	3	locate along lockers	3		
Mirror	4		2	2' x 5'	
Handicap Bench	5		1		
Shelf	6	Mount at 34"; provide electrical outlets above	2		

Furniture/Equipment	Tag No.	Notes	Qty.	Size	Comments
---------------------	---------	-------	------	------	----------

NOT IN CONTRACT / OWNER PROVIDED

Notes:

1. Arrange lockers to maximize supervision.

Boy's Basketball Storage

PROGRAM SPACES

SPACES	Quantity:	Capacity	Area (SF):	Total (SF):	Comments:
Boy's Basketball Storage	2		200	400	

PROGRAM DETAILS

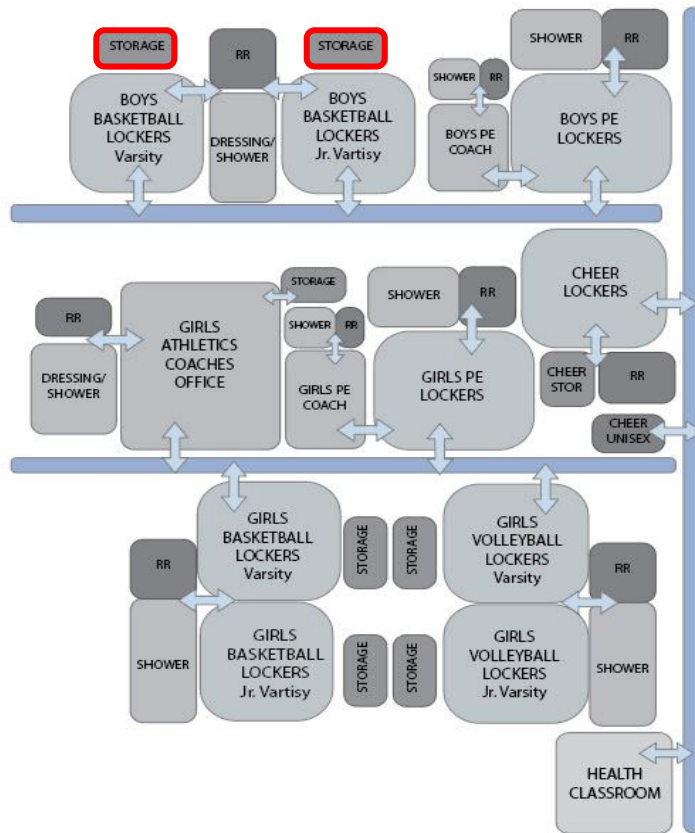
DESCRIPTION OF SPACE AND USES:

Storage of equipment, etc. for Basketball teams.

SPATIAL RELATIONSHIP:

Locate adjacent to Boy's Basketball locker room.

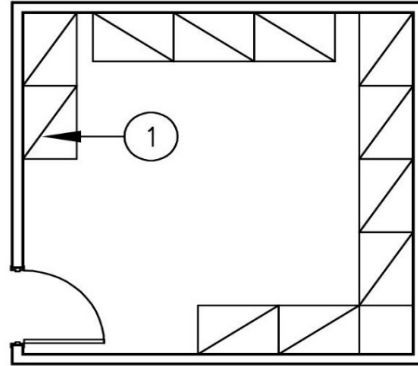
RELATIONSHIP DIAGRAM



Boy's Basketball Storage

Boy's Basketball Storage

LAYOUT



EQUIPMENT/FURNITURE

Furniture/Equipment	Tag No.	Notes	Qty.	Size	Comments
IN CONTRACT / CONTRACTOR PROVIDED					
Metal Shelving	1	Line Walls		36" x 24" x 84"	
NOT IN CONTRACT / OWNER PROVIDED					

Notes:

Blank area for notes.

Boy's Basketball Team Shower

PROGRAM SPACES

SPACES	Quantity:	Capacity	Area (SF):	Total (SF):	Comments:
Boy's Basketball Team Shower	1		360	360	

PROGRAM DETAILS

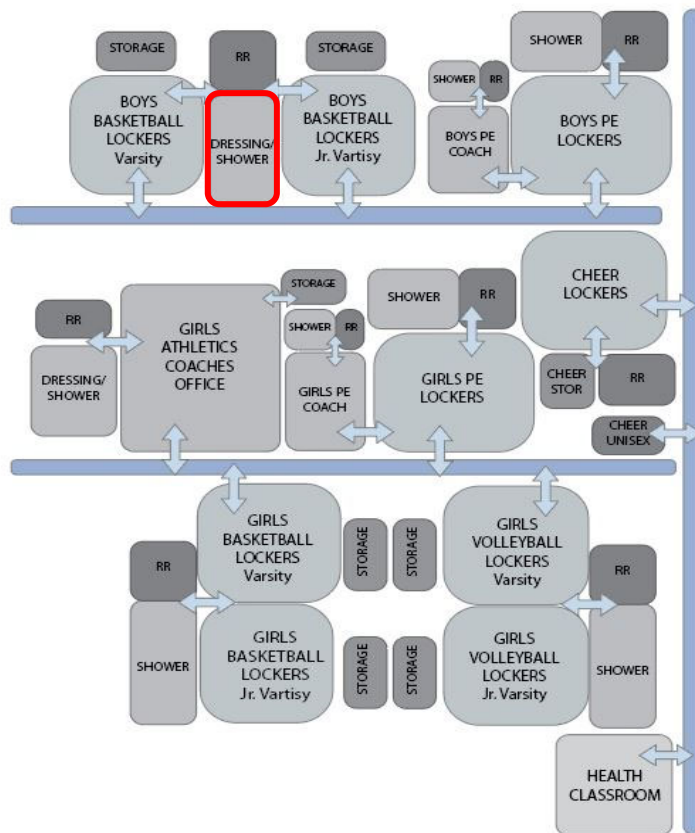
DESCRIPTION OF SPACE AND USES:

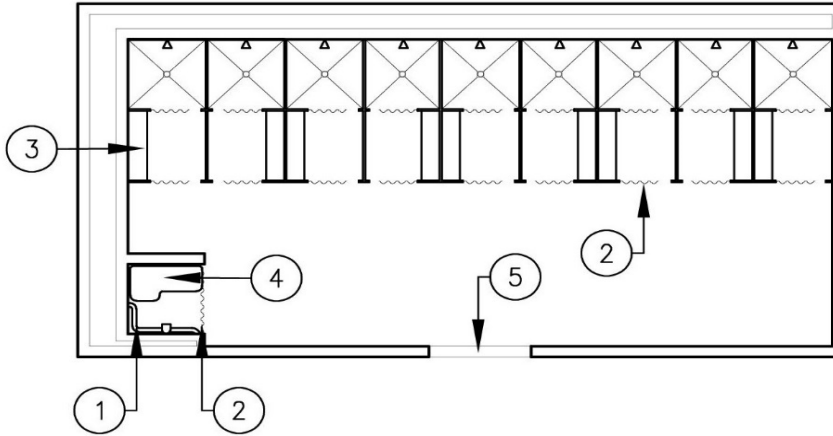
Showering room for Boy's Basketball Varsity and Jr. Varsity teams.

SPATIAL RELATIONSHIP:

Locate in Athletic area near Gym.

RELATIONSHIP DIAGRAM





EQUIPMENT/FURNITURE

Furniture/Equipment	Tag No.	Notes	Qty.	Size	Comments
IN CONTRACT / CONTRACTOR PROVIDED					
Grab Bars	1		2		
Shower Curtain	2		19		
Shower Bench	3		9		
Handicap Shower Bench	4		1		
Marble Threshold	5	1/2" high	1		
Furniture/Equipment	Tag No.	Notes	Qty.	Size	
NOT IN CONTRACT / OWNER PROVIDED					

Notes:

Boy's Basketball Team Restroom

PROGRAM SPACES

SPACES	Quantity:	Capacity	Area (SF):	Total (SF):	Comments:
Boy's Basketball Team Restroom	1		360	360	

PROGRAM DETAILS

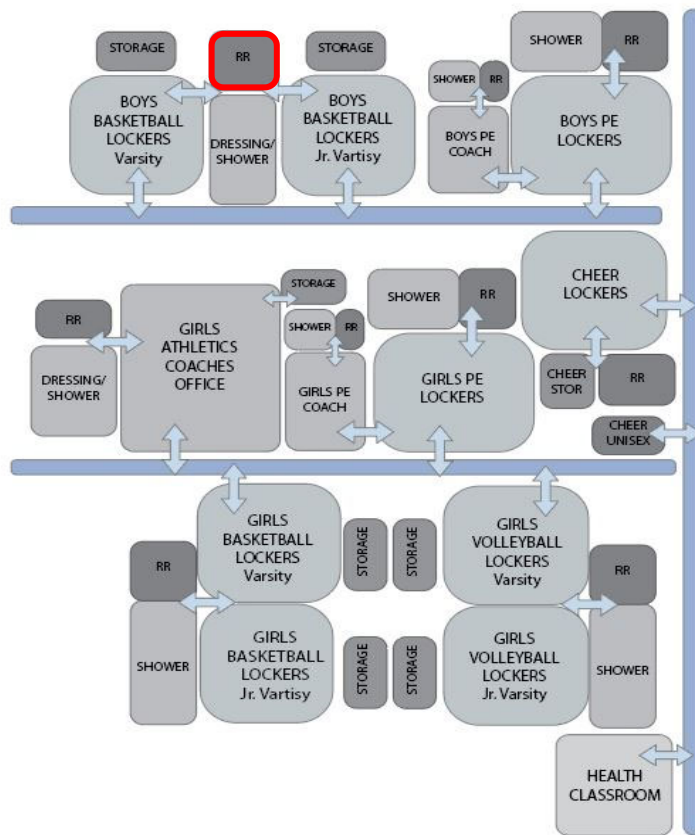
DESCRIPTION OF SPACE AND USES:

Restroom for Boy's Basketball Varsity and Jr. Varsity teams.

SPATIAL RELATIONSHIP:

Locate in Athletic area near Gym.

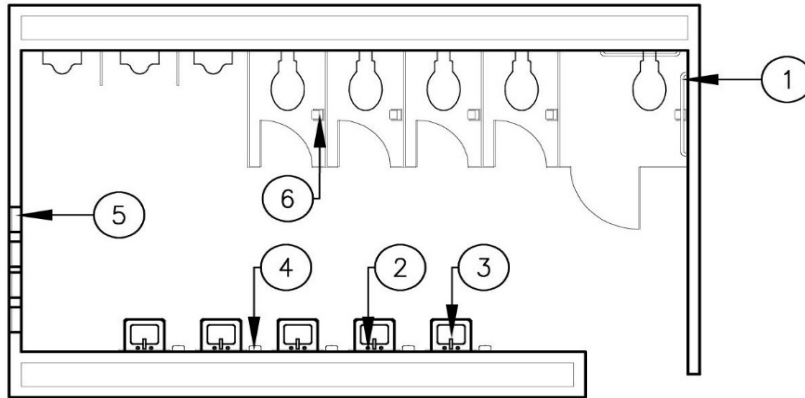
RELATIONSHIP DIAGRAM



Boy's Basketball Team Restroom

Boy's Basketball Team Restroom

LAYOUT



EQUIPMENT/FURNITURE

Furniture/Equipment	Tag No.	Notes	Qty.	Size	Comments
---------------------	---------	-------	------	------	----------

IN CONTRACT / CONTRACTOR PROVIDED

Grab Bars	1		2		
Mirror	2		1		
Sink	3		5		

Furniture/Equipment	Tag No.	Notes	Qty.	Size	
---------------------	---------	-------	------	------	--

NOT IN CONTRACT / OWNER PROVIDED

Soap Dispenser	4	Contractor installed	5		
Paper Towel Dispenser	5	Contractor installed	4		
Toilet Paper Dispenser	6	Contractor installed	8		

Notes:

Field House Restrooms

PROGRAM SPACES

SPACES	Quantity:	Capacity	Area (SF):	Total (SF):	Comments:
Field House Restrooms	1 Men 1 Women		290 545	835	One for men 290 SF and one for women 545 SF

PROGRAM DETAILS

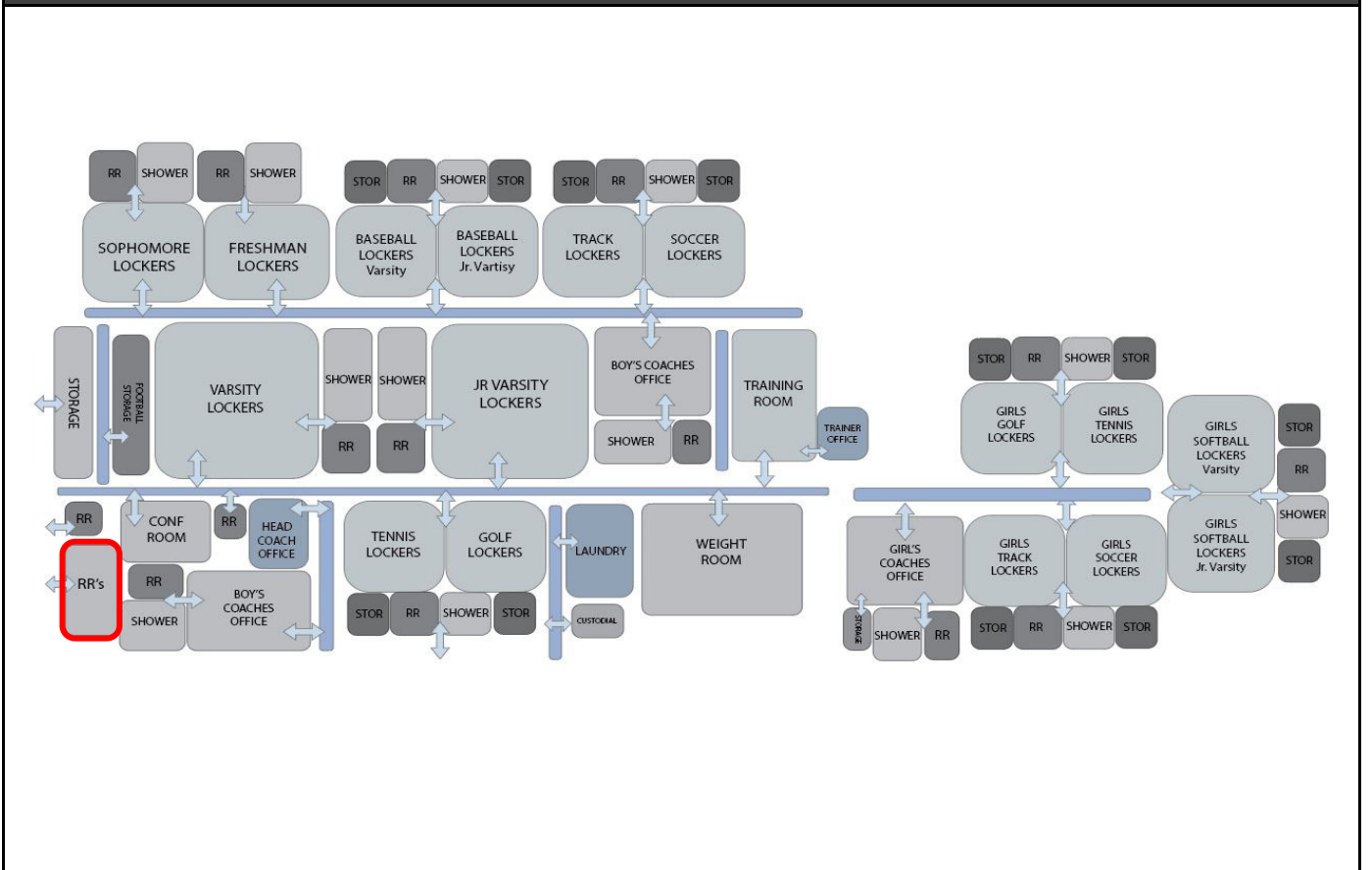
DESCRIPTION OF SPACE AND USES:

Restrooms for players/spectators during games.

SPATIAL RELATIONSHIP:

Locate in Field House with access from outside.

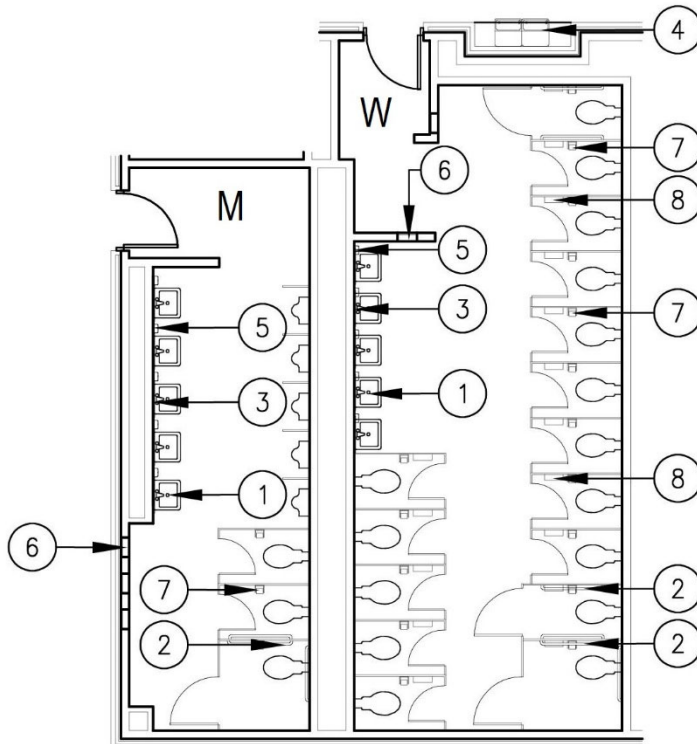
RELATIONSHIP DIAGRAM



Field House Restrooms

Field House Restrooms

LAYOUT



EQUIPMENT/FURNITURE

Furniture/Equipment	Tag No.	Notes	Qty.	Size	Comments
IN CONTRACT / CONTRACTOR PROVIDED					
Sinks	1		5		
Grab Bars	2	TAS Compliant	2 / 5		
Mirror	3	Above sinks	1		
Drinking Fountains	4	Outside restrooms	2		
Furniture/Equipment	Tag No.	Notes	Qty.	Size	Comments
NOT IN CONTRACT / OWNER PROVIDED					
Soap Dispenser	5	Contractor installed	5		
Paper Towel Dispenser	6	Contractor installed	3		
Toilet Paper Dispenser	7	Contractor installed	5 / 19		
Feminine Napkin Disposal (Women's Only)	8	Contractor installed	16		

Notes:

Field House Single User Restroom

PROGRAM SPACES

SPACES	Quantity:	Capacity	Area (SF):	Total (SF):	Comments:
Field House Single User Restroom	2		60	120	

PROGRAM DETAILS

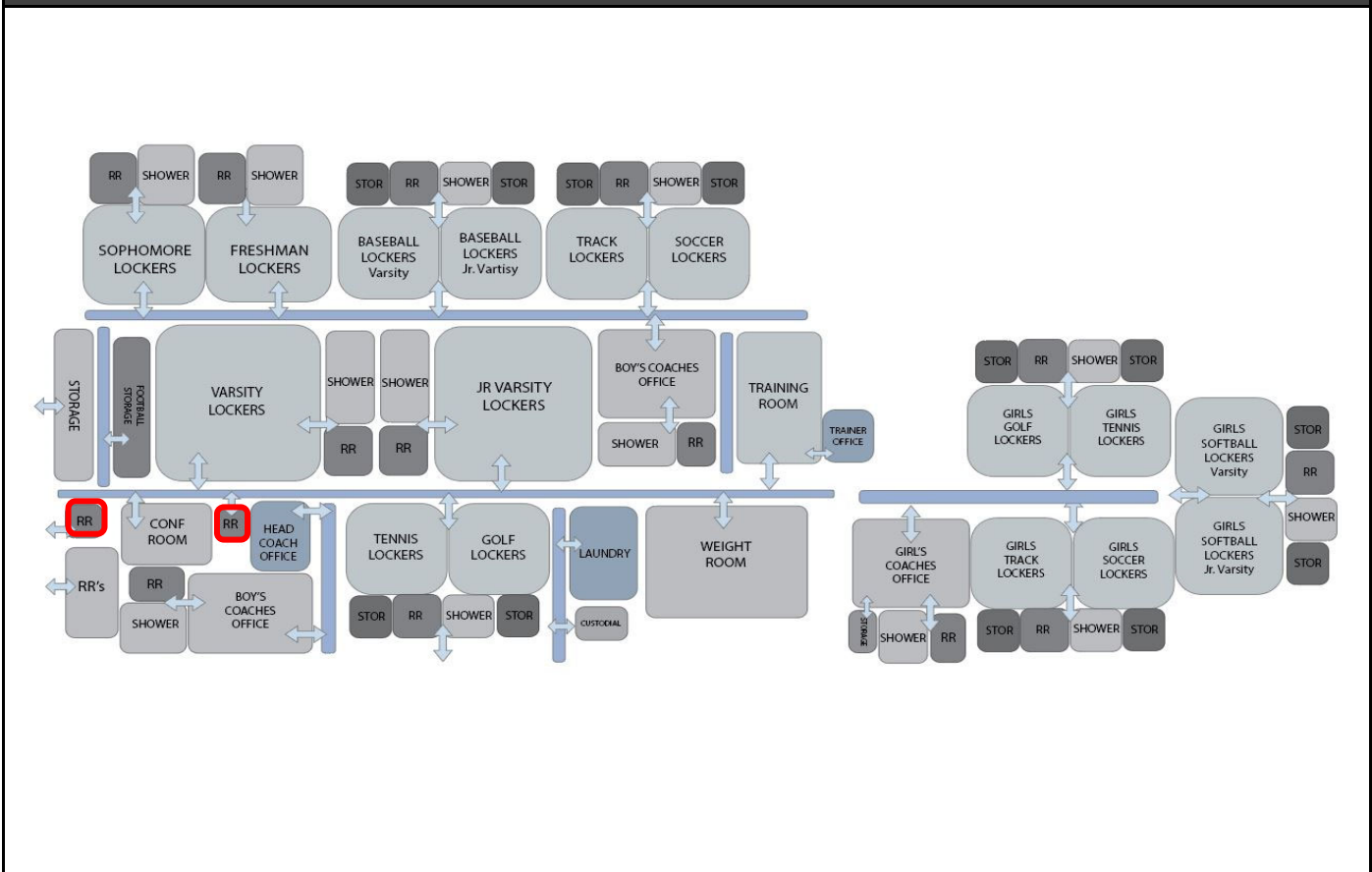
DESCRIPTION OF SPACE AND USES:

Single user restrooms. One outside for visitors and one located inside Field House.

SPATIAL RELATIONSHIP:

Locate in Field House.

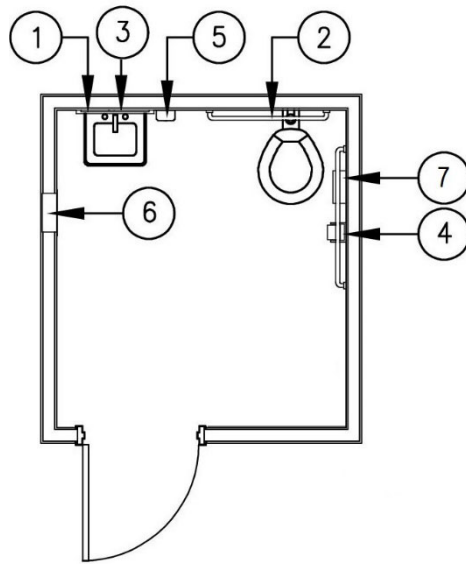
RELATIONSHIP DIAGRAM



Field House Single User Restroom

Field House Single User Restroom

LAYOUT



EQUIPMENT/FURNITURE

Furniture/Equipment	Tag No.	Notes	Qty.	Size	Comments
---------------------	---------	-------	------	------	----------

IN CONTRACT / CONTRACTOR PROVIDED

Sink	1		1		
Grab Bars	2	TAS Compliant	2		
Mirror	3		1		

Furniture/Equipment	Tag No.	Notes	Qty.	Size	Comments
---------------------	---------	-------	------	------	----------

NOT IN CONTRACT / OWNER PROVIDED

Toilet Paper Dispenser	4	Contractor installed	1		
Soap Dispenser	5	Contractor installed	1		
Paper Towel Dispenser	6	Contractor installed	1		
Feminine Napkin Disposal	7	Contractor installed	1		

Notes:

Custodial Storage

PROGRAM SPACES

SPACES	Quantity:	Capacity	Area (SF):	Total (SF):	Comments:
Custodial Storage	1		90	90	

PROGRAM DETAILS

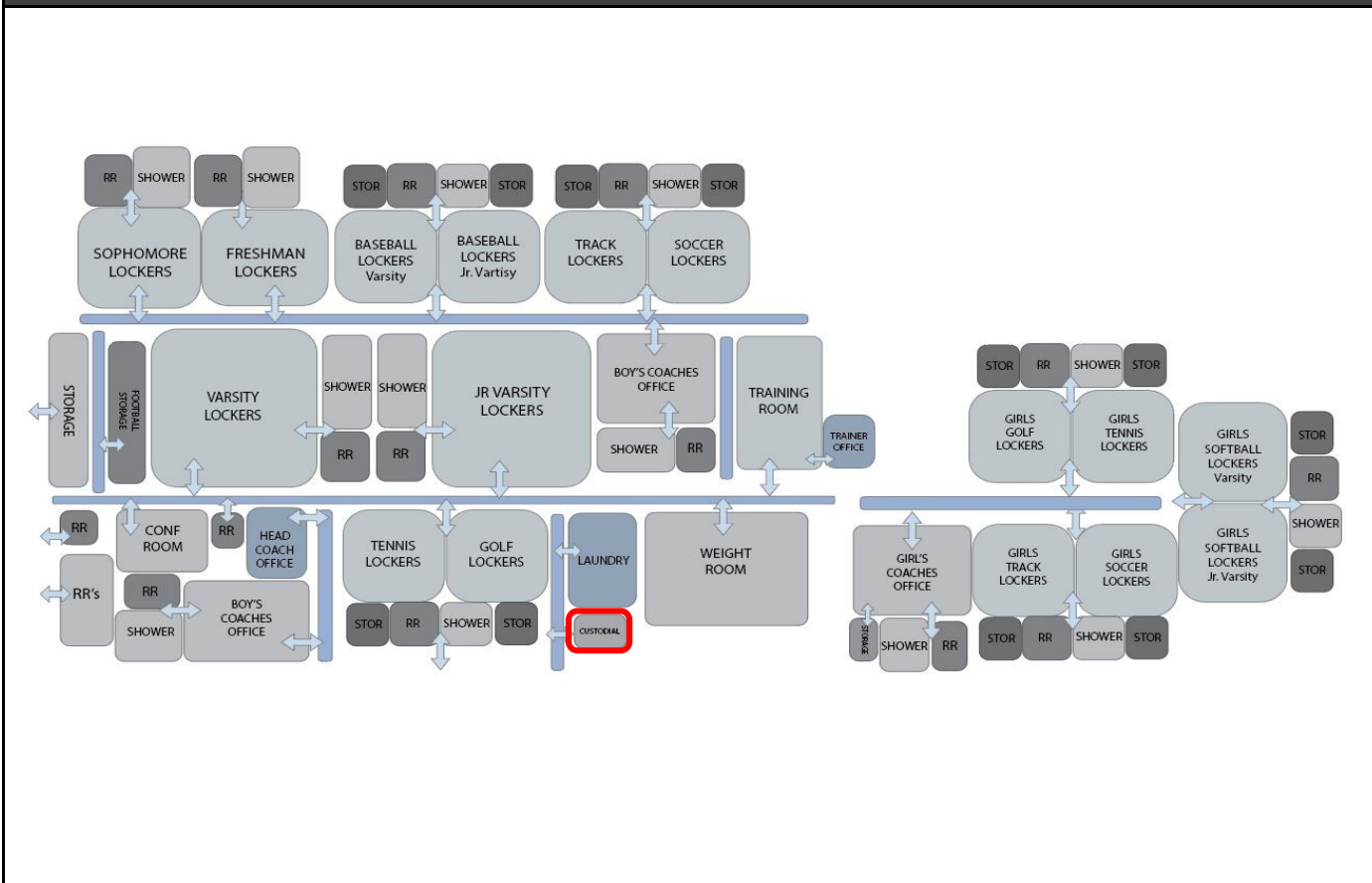
DESCRIPTION OF SPACE AND USES:

Secure storage for custodial supplies and equipment.

SPATIAL RELATIONSHIP:

Locate in Field House.

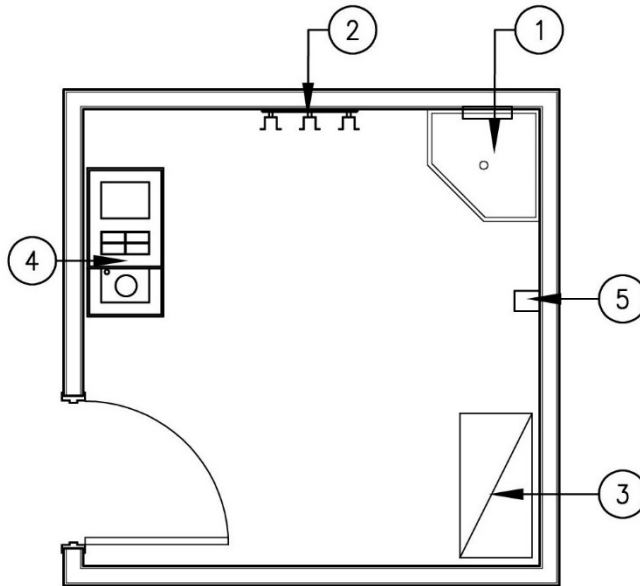
RELATIONSHIP DIAGRAM



Custodial Storage

Custodial Storage

LAYOUT



EQUIPMENT/FURNITURE

Furniture/Equipment	Tag No.	Notes	Qty.	Size	Comments
IN CONTRACT / CONTRACTOR PROVIDED					
Mop Sink	1		1		
Mop Rack	2		3		
Metal Shelving	3		1	36" x 24" x 84"	
Custodial Cart	4		1		
Chemical Cleaning Dispenser	5		1		

Furniture/Equipment	Tag No.	Notes	Qty.	Size	Comments
NOT IN CONTRACT / OWNER PROVIDED					

Notes:

Field House Laundry

PROGRAM SPACES

SPACES	Quantity:	Capacity	Area (SF):	Total (SF):	Comments:
Field House Laundry	1		300	300	

PROGRAM DETAILS

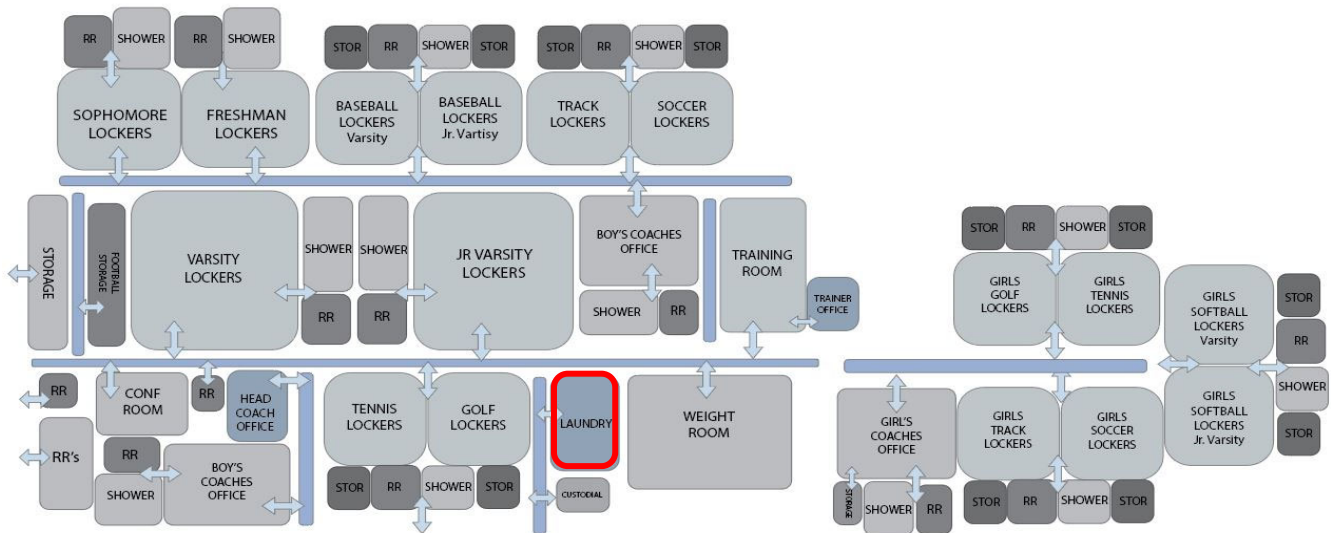
DESCRIPTION OF SPACE AND USES:

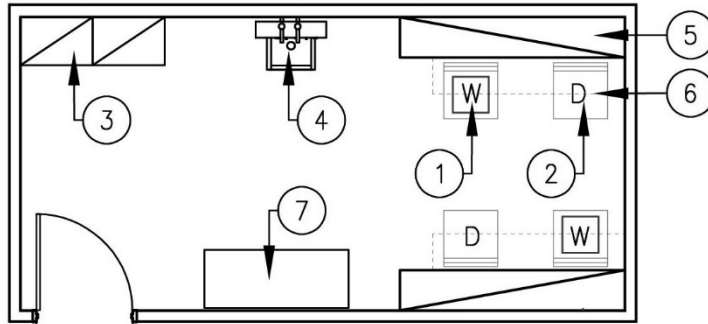
Cleaning and storage of uniforms, towels and other clothes.

SPATIAL RELATIONSHIP:

Locate in Field House.

RELATIONSHIP DIAGRAM





EQUIPMENT/FURNITURE

Furniture/Equipment	Tag No.	Notes	Qty.	Size	Comments
---------------------	---------	-------	------	------	----------

IN CONTRACT / CONTRACTOR PROVIDED

Commercial Grade Washer	1		2		
Commercial Grade Dryer	2		2		
Metal Shelves	3		3	3'W x 7'H x 2'D	
Sink	4		1		
Trench Drain	5		2		
Shelf	6	Above washer/dryer	2		

Furniture/Equipment	Tag No.	Notes	Qty.	Size	Comments
---------------------	---------	-------	------	------	----------

NOT IN CONTRACT / OWNER PROVIDED

Table	7		1	6' x 3' x 30"	

Notes:

Field House Training Room

PROGRAM SPACES

SPACES	Quantity:	Capacity	Area (SF):	Total (SF):	Comments:
Field House Training Room	1		1,000	1,000	For use by boys and girls.

PROGRAM DETAILS

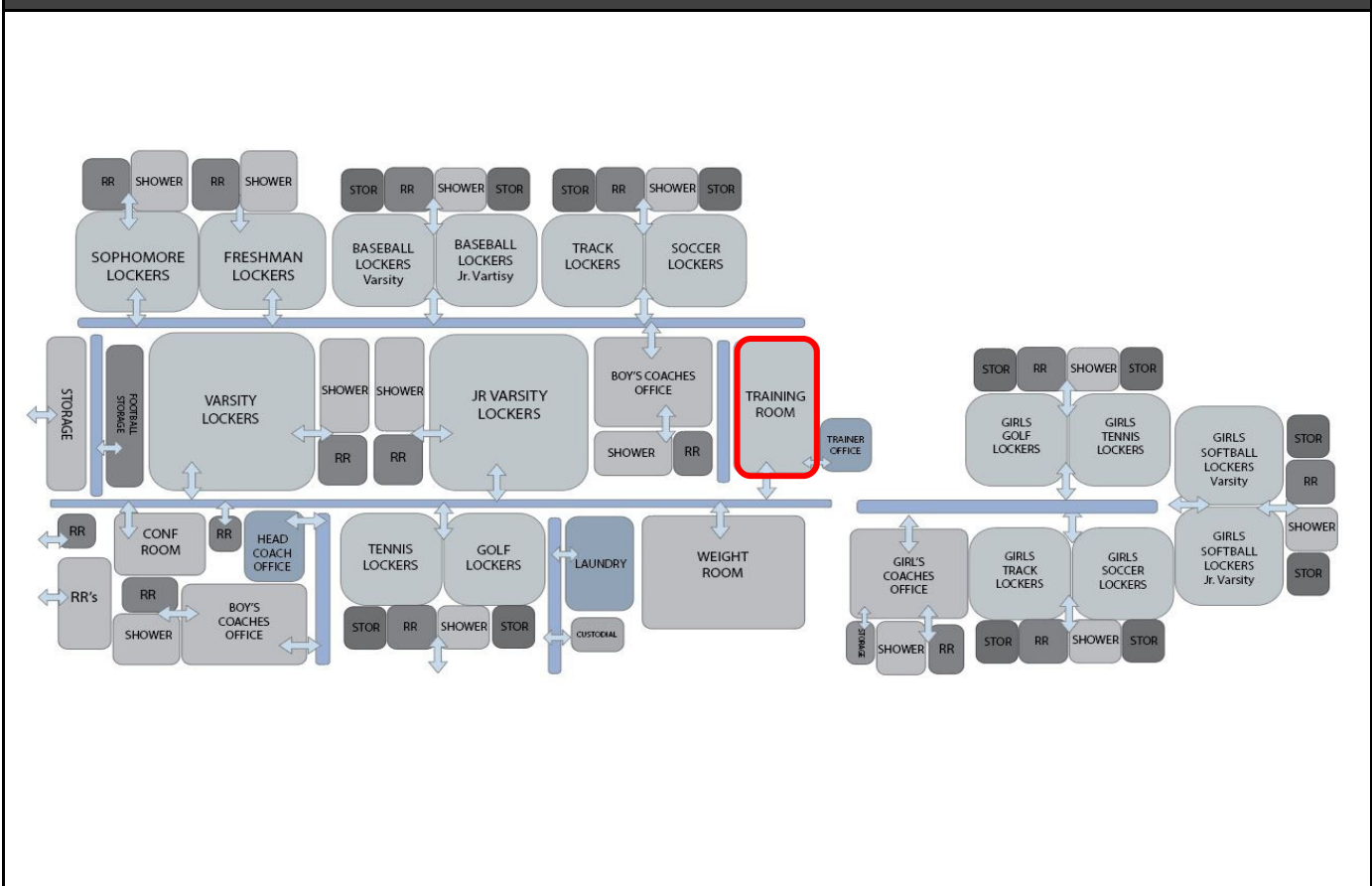
DESCRIPTION OF SPACE AND USES:

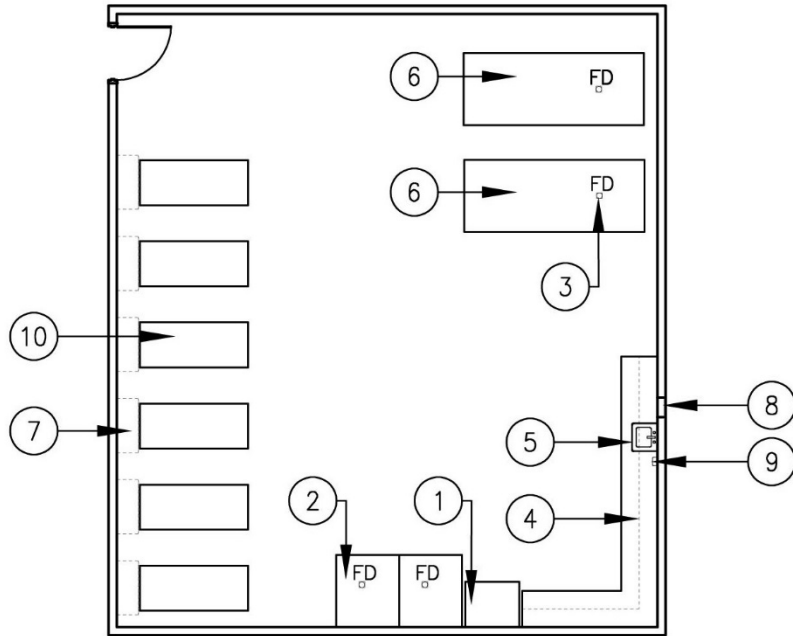
Taping and treatment of minor injuries, and rehabilitation; includes space for whirlpool.

SPATIAL RELATIONSHIP:

Locate in Field House.

RELATIONSHIP DIAGRAM





EQUIPMENT/FURNITURE

Furniture/Equipment	Tag No.	Notes	Qty.	Size	Comments
---------------------	---------	-------	------	------	----------

IN CONTRACT / CONTRACTOR PROVIDED

Refrigerator	1		1		
Ice Machine	2	With drain	2		
Floor Drains	3		4		
Upper & Lower Cabinets	4	Line walls			
Sink	5		1		
Whirlpools	6	With drain	2		
Overhead Storage	7		6		

Furniture/Equipment	Tag No.	Notes	Qty.	Size	Comments
---------------------	---------	-------	------	------	----------

NOT IN CONTRACT / OWNER PROVIDED

Paper Towel Dispenser	8	Contractor installed	1		
Soap Dispenser	9	Contractor installed	1		
Taping Tables	10		6		

Notes:

Field House Trainer Office

PROGRAM SPACES

SPACES	Quantity:	Capacity	Area (SF):	Total (SF):	Comments:
Field House Trainer Office	1		120	120	

PROGRAM DETAILS

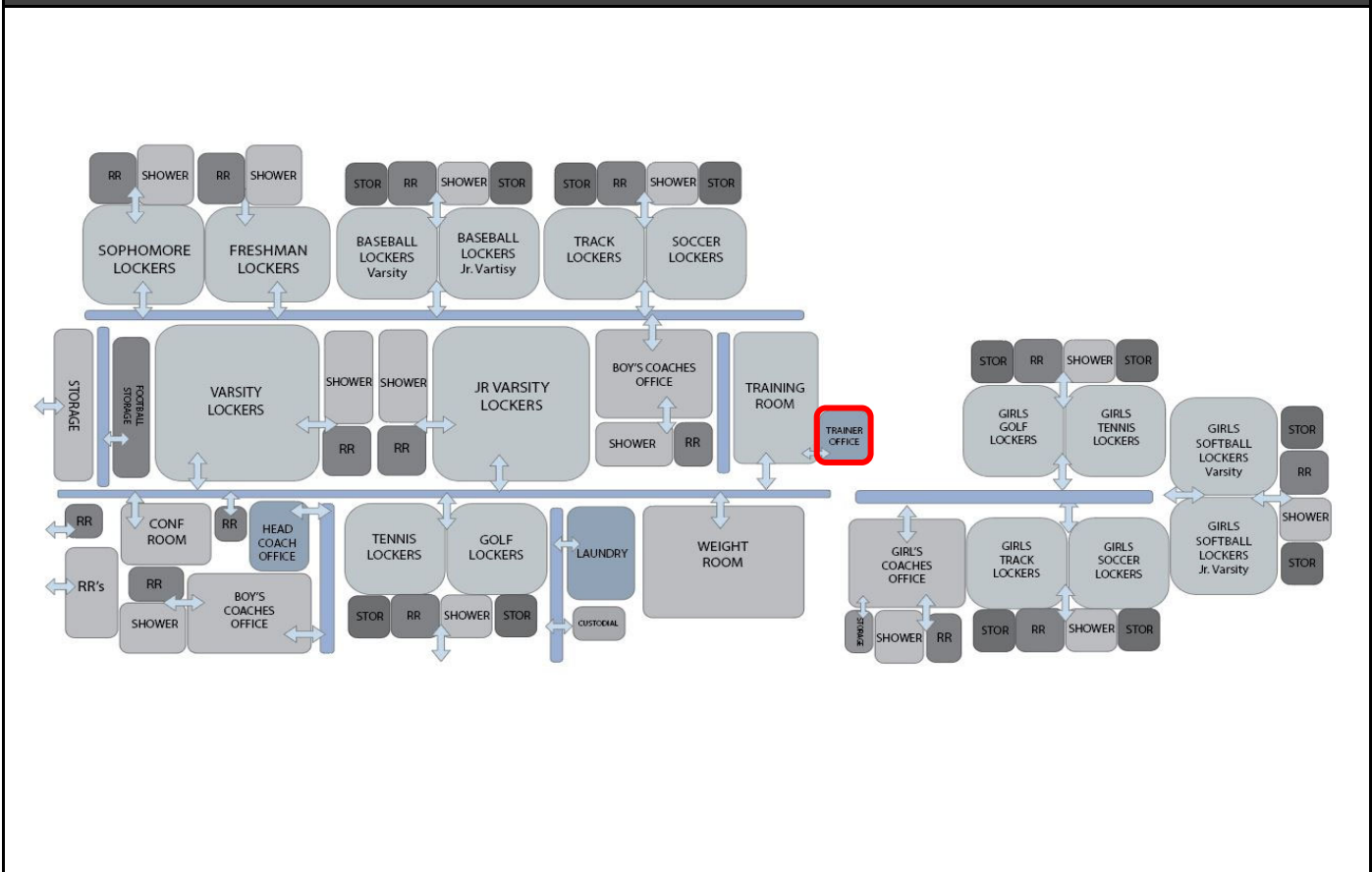
DESCRIPTION OF SPACE AND USES:

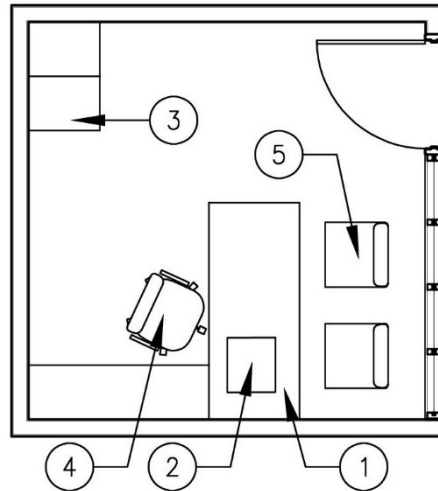
Administrative duties for Trainer.

SPATIAL RELATIONSHIP:

Locate in Field House.

RELATIONSHIP DIAGRAM





EQUIPMENT/FURNITURE

Furniture/Equipment	Tag No.	Notes	Qty.	Size	Comments
---------------------	---------	-------	------	------	----------

IN CONTRACT / CONTRACTOR PROVIDED

Furniture/Equipment	Tag No.	Notes	Qty.	Size	Comments
---------------------	---------	-------	------	------	----------

NOT IN CONTRACT / OWNER PROVIDED

Desk	1	With return	1		
Office Tool Set	2		1		
Vertical File Cabinet Drawers	3		2		
Task Chair	4		1		
Chair	5		2		

Notes:

--

Conference Room

PROGRAM SPACES

SPACES	Quantity:	Capacity	Area (SF):	Total (SF):	Comments:
Conference Room	1		300	300	

PROGRAM DETAILS

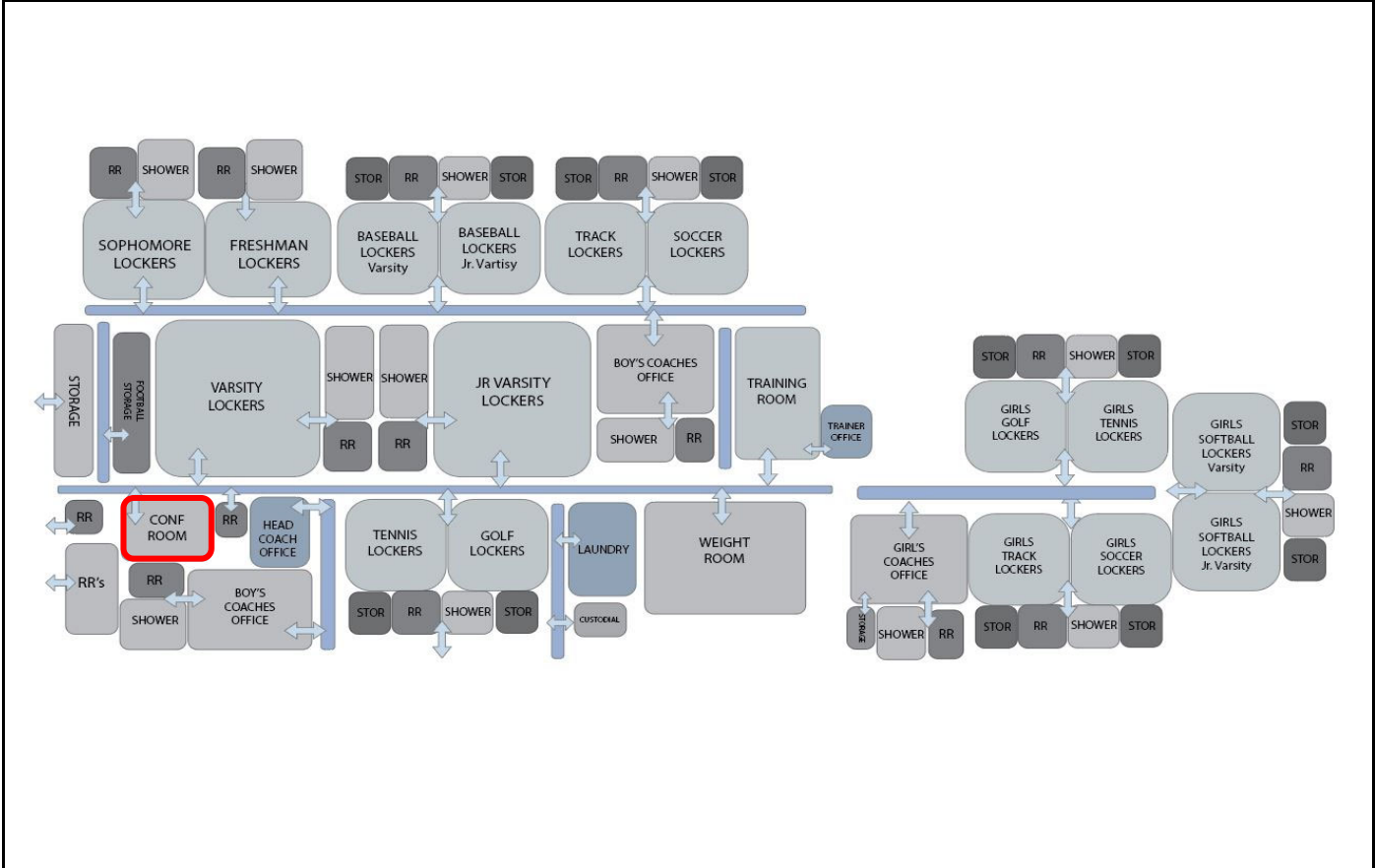
DESCRIPTION OF SPACE AND USES:

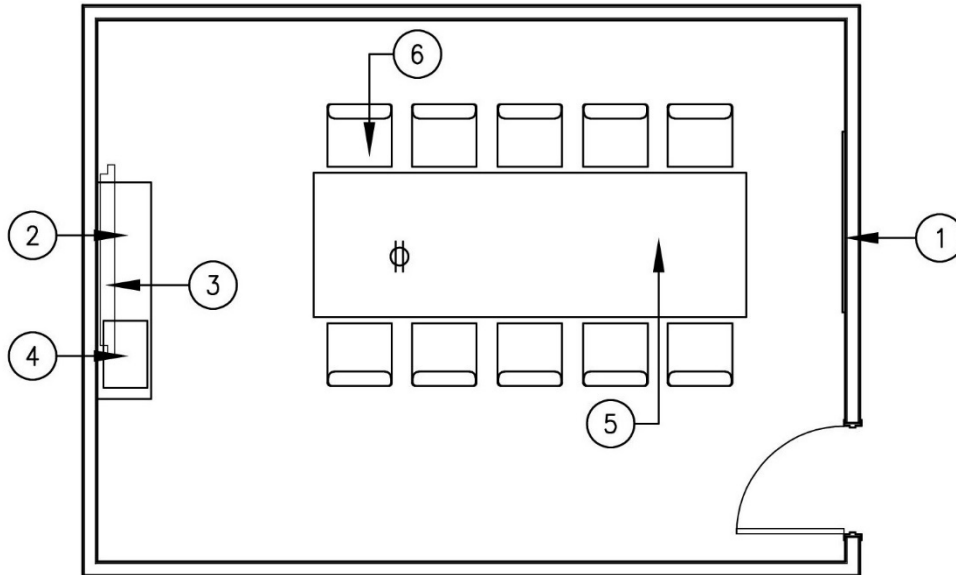
Conference room for coaches.

SPATIAL RELATIONSHIP:

Locate in Field House.

RELATIONSHIP DIAGRAM





EQUIPMENT/FURNITURE

Furniture/Equipment	Tag No.	Notes	Qty.	Size	Comments
---------------------	---------	-------	------	------	----------

IN CONTRACT / CONTRACTOR PROVIDED

Markerboard, magnetic	1		1	5' x 10'	
Credenza	2		1	72" x 24" x 30"	
Instructional Projection Device	3		1		

Furniture/Equipment	Tag No.	Notes	Qty.	Size	Comments
---------------------	---------	-------	------	------	----------

NOT IN CONTRACT / OWNER PROVIDED

Large Conference Tool Set	4		1		
Conference Table	5	Power in floor	1		
Chairs	6		10		

Notes:

1. Floor outlet to be provided for conference table. Coordinate with furniture supplier.

PROGRAM SPACES

SPACES	Quantity:	Capacity	Area (SF):	Total (SF):	Comments:
Head Athletic Coach Office	1		250	250	

PROGRAM DETAILS

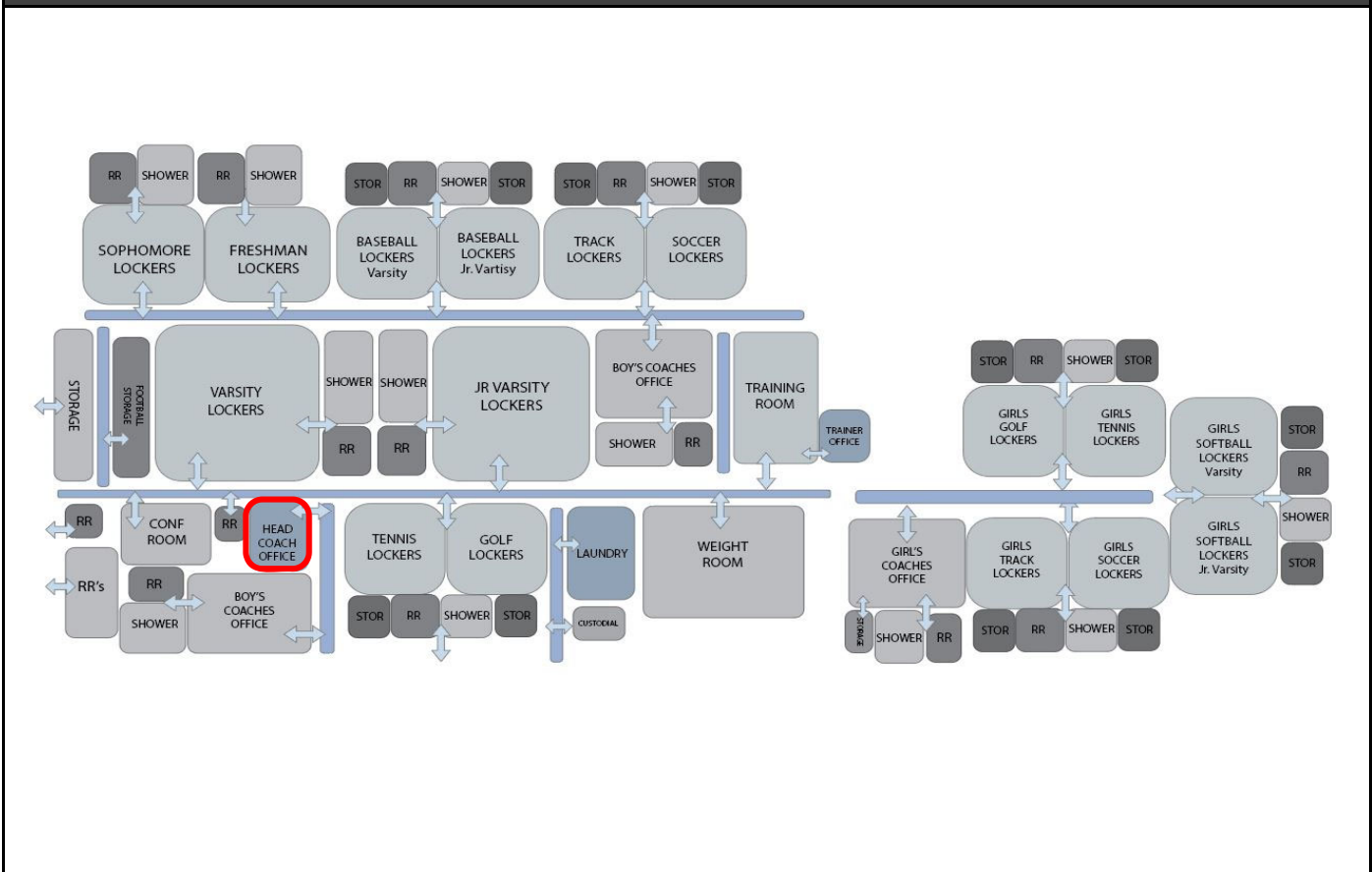
DESCRIPTION OF SPACE AND USES:

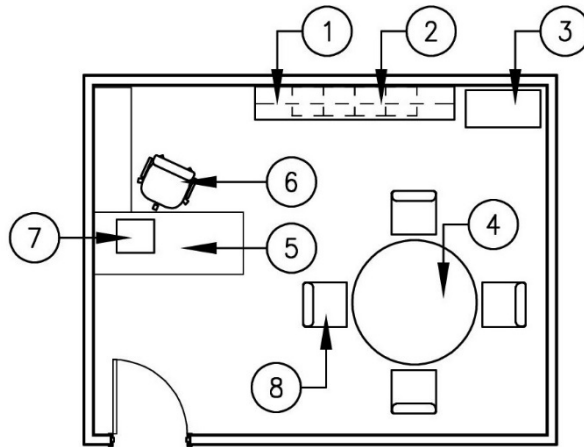
Administrative duties for Head Coach.

SPATIAL RELATIONSHIP:

Locate in Field House.

RELATIONSHIP DIAGRAM





EQUIPMENT/FURNITURE

Furniture/Equipment	Tag No.	Notes	Qty.	Size	Comments
IN CONTRACT / CONTRACTOR PROVIDED					
Overhead Cabinet	1				
Vertical File Cabinet Drawers	2	Plastic Laminate Top	4		
Bookshelf	3		1		
Furniture/Equipment	Tag No.	Notes	Qty.	Size	Comments
NOT IN CONTRACT / OWNER PROVIDED					
Table	4	Round	1		
Desk	5	With return	1		
Task Chair	6		1		
Teacher Office Tool Set	7		1		

Notes:

Blank area for notes.

Boy's Football Coaches Offices

PROGRAM SPACES

SPACES	Quantity:	Capacity	Area (SF):	Total (SF):	Comments:
Boy's Football Coaches Offices	1		725	725	

PROGRAM DETAILS

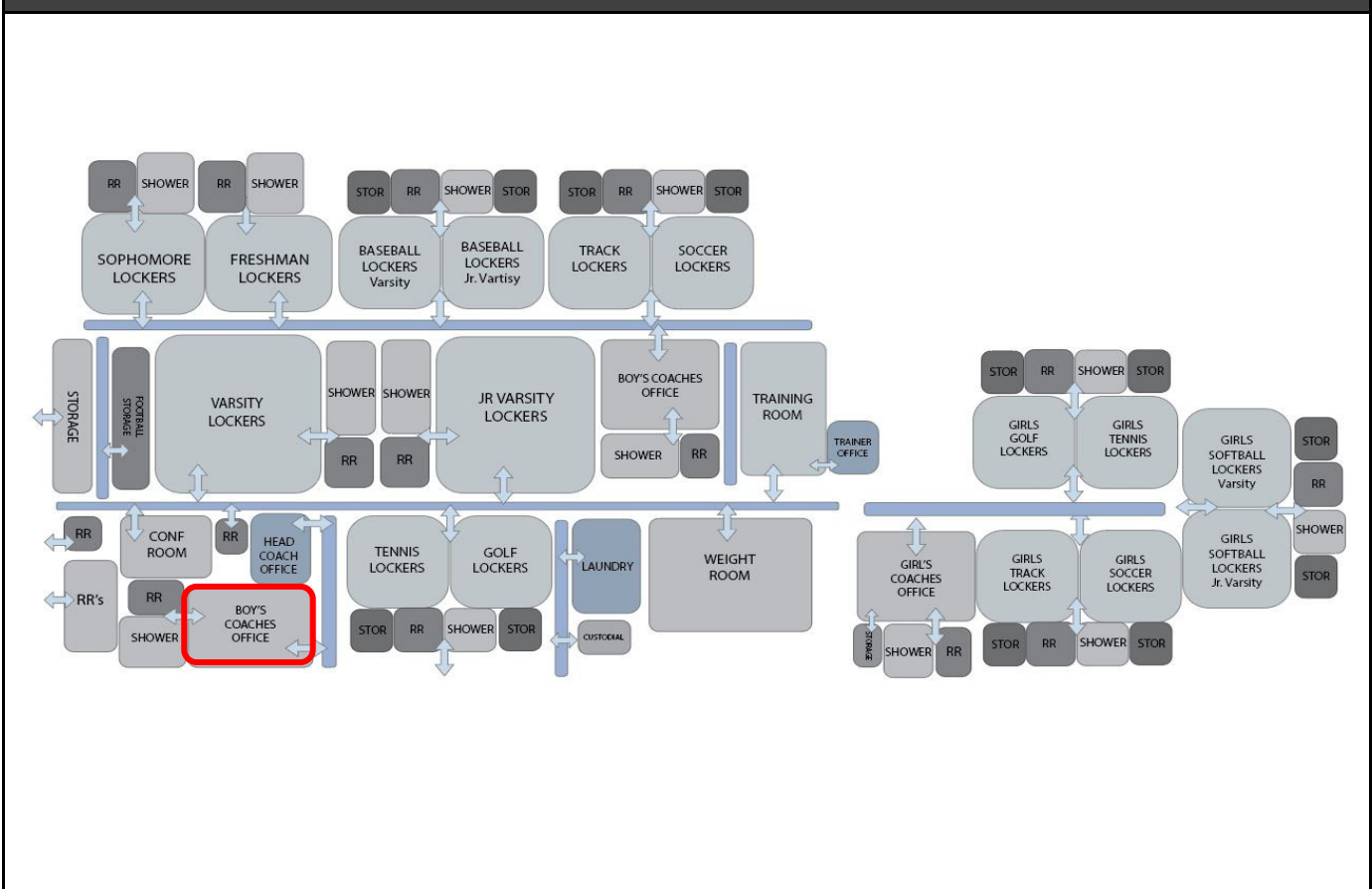
DESCRIPTION OF SPACE AND USES:

Administrative workspace for Coaches.

SPATIAL RELATIONSHIP:

Locate in Field House.

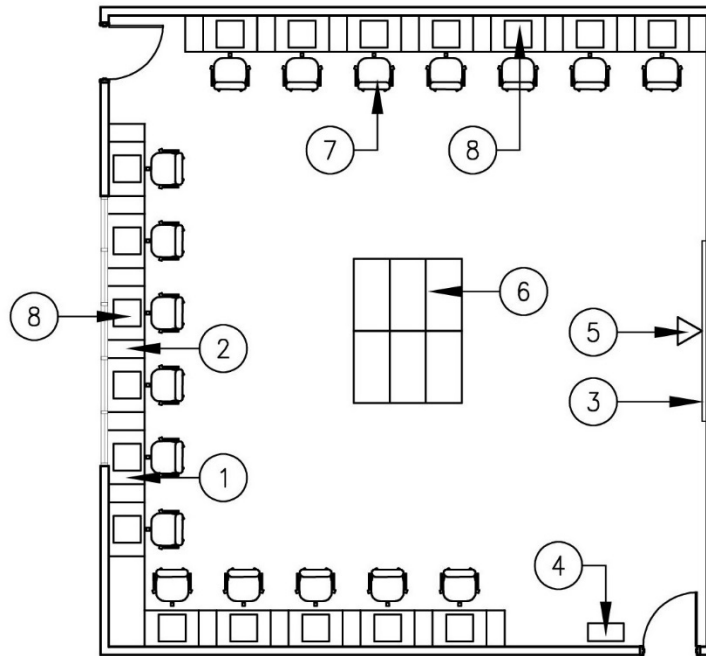
RELATIONSHIP DIAGRAM



Boy's Football Coaches Offices

Boy's Football Coaches Offices

LAYOUT



EQUIPMENT/FURNITURE

Furniture/Equipment	Tag No.	Notes	Qty.	Size	Comments
IN CONTRACT / CONTRACTOR PROVIDED					
Built-in Counter	1	With kneespaces	18		
Vertical File Cabinet Drawers	2		18		
Markerboard	3		1	5' x 10'	
Teacher Display Plate (TDP)	4		1		
Projection Device	5		1		
Furniture/Equipment	Tag No.	Notes	Qty.	Size	Comments
NOT IN CONTRACT / OWNER PROVIDED					
Flip Tables	6		6		
Task Chair	7		18		
Teacher Office Tool Set	8		18		

Notes:

1. Provide window into weight room for supervision.
2. Provide a black and white printer to be shared among coaches.

Football Coaches Shower/Restroom

PROGRAM SPACES

SPACES	Quantity:	Capacity	Area (SF):	Total (SF):	Comments:
Football Coaches Shower/Restroom	1		230	230	

PROGRAM DETAILS

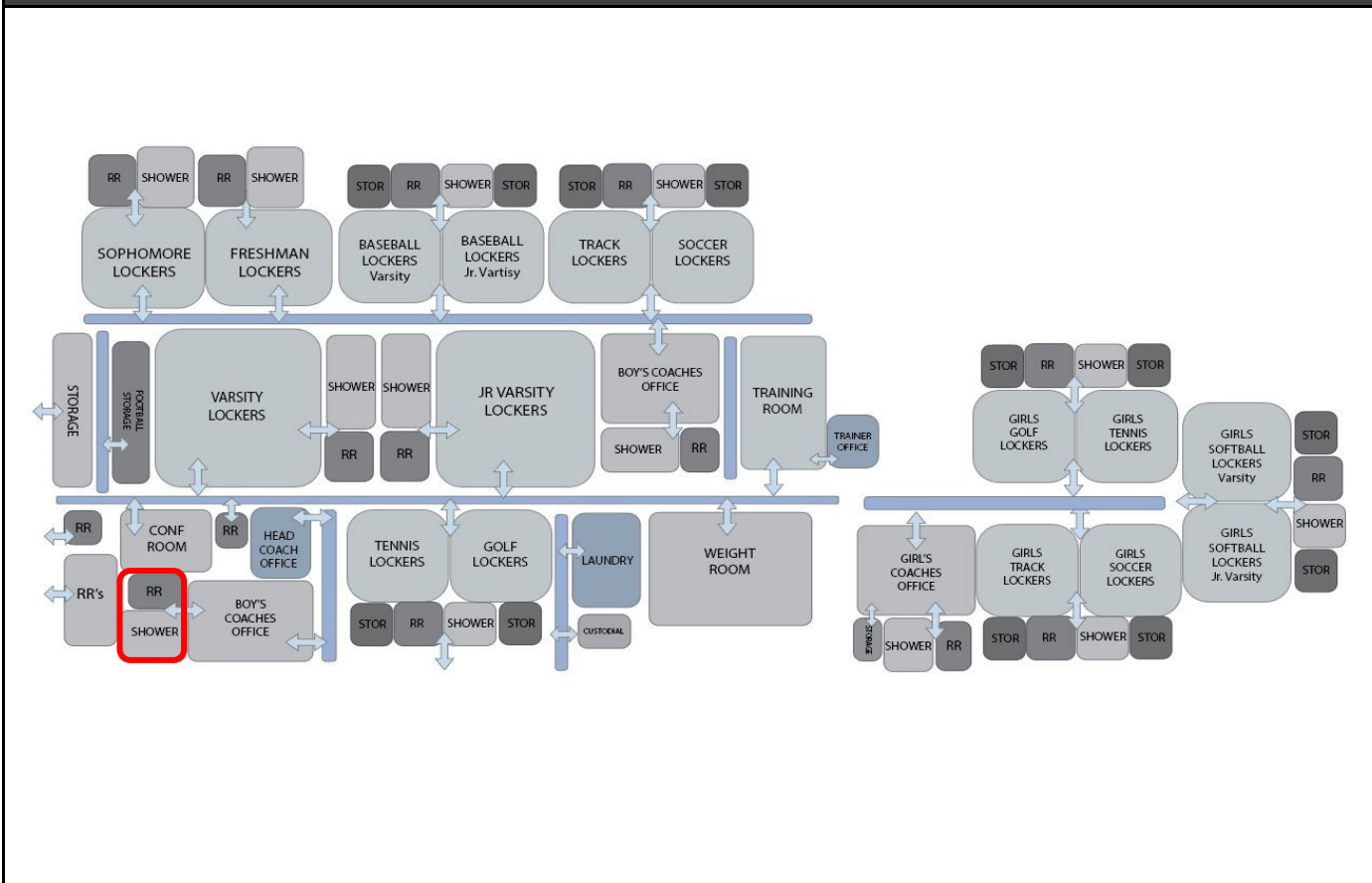
DESCRIPTION OF SPACE AND USES:

Showering and restroom for coaches.

SPATIAL RELATIONSHIP:

Locate in Field House.

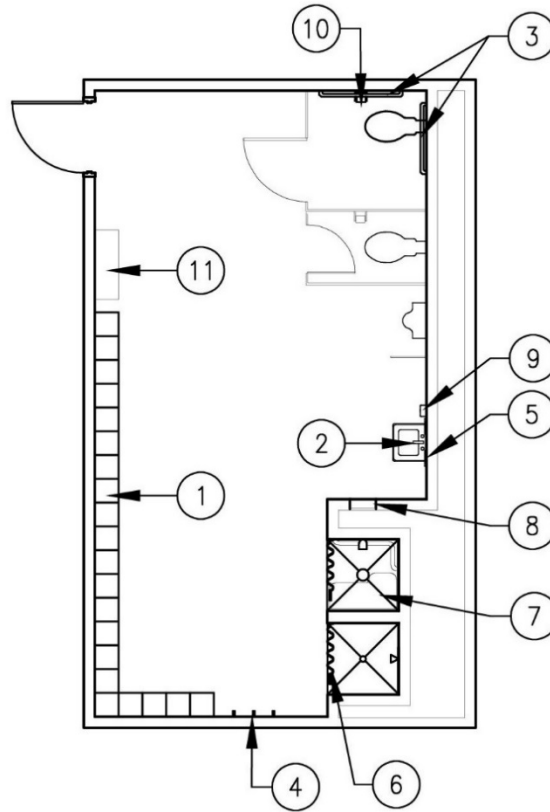
RELATIONSHIP DIAGRAM



Football Coaches Shower/Restroom

Football Coaches Shower/Restroom

LAYOUT



EQUIPMENT/FURNITURE

Furniture/Equipment	Tag No.	Notes	Qty.	Size	Comments
---------------------	---------	-------	------	------	----------

IN CONTRACT / CONTRACTOR PROVIDED

Lockers	1	Single-tier	20	18" x 18" x 72"	
Sink	2		1		
Grab Bars	3	2 in handicap shower	4		
Hooks	4		3		
Mirror	5		1		
Shower Curtain	6		1		
Shower	7	One handicap accessible	2		

Furniture/Equipment	Tag No.	Notes	Qty.	Size	Comments
---------------------	---------	-------	------	------	----------

NOT IN CONTRACT / OWNER PROVIDED

Soap Dispenser	9	Contractor installed	1		
Toilet Paper Dispenser	10	Contractor installed	2		
Paper Towel Dispenser	8	Contractor installed	1		
Bench	11		1		

Notes:

Weight Room

PROGRAM SPACES

SPACES	Quantity:	Capacity	Area (SF):	Total (SF):	Comments:
Weight Room	1		2,030	2,030	For use by boys and girls.

PROGRAM DETAILS

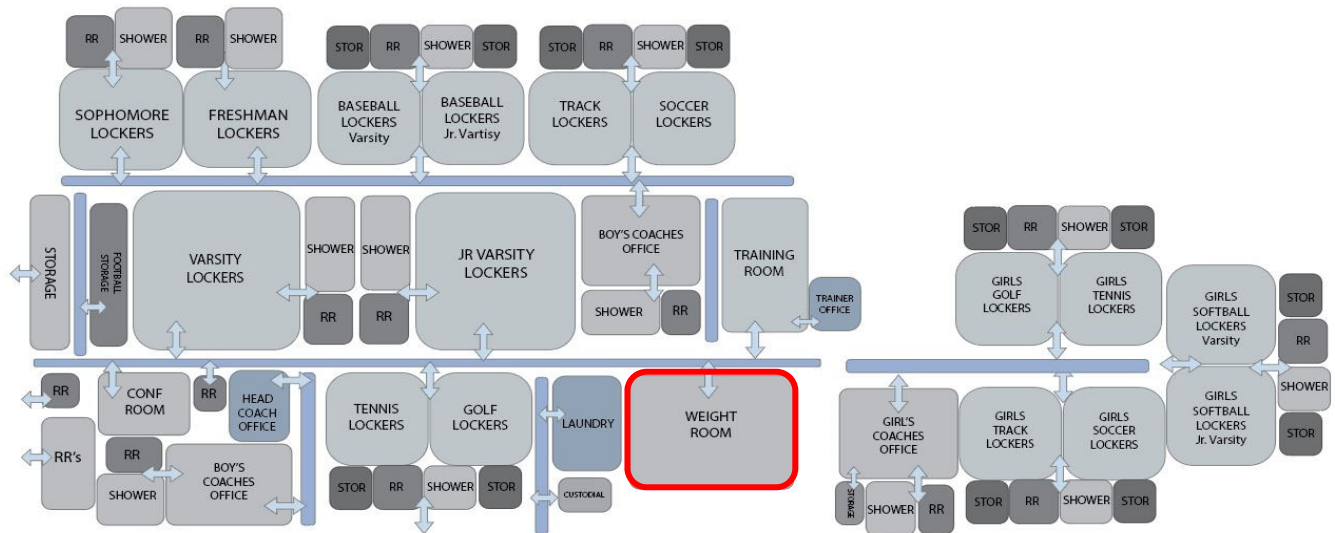
DESCRIPTION OF SPACE AND USES:

Weight training, exercise, physical education.

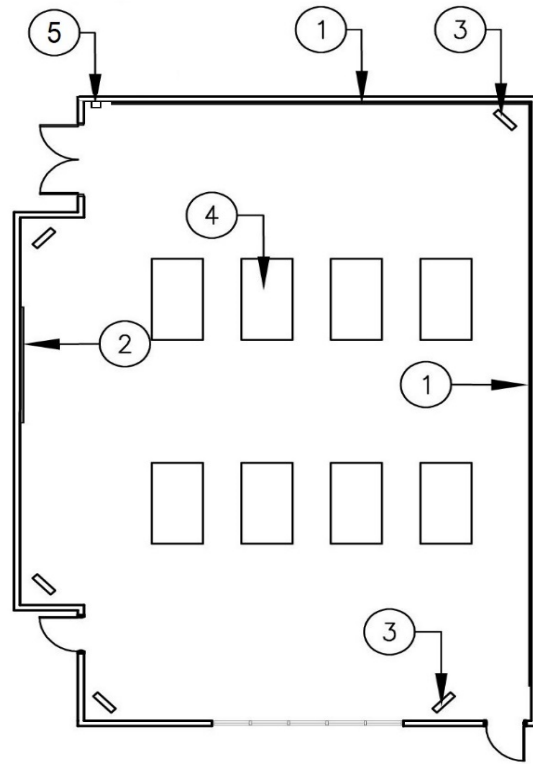
SPATIAL RELATIONSHIP:

Locate in Field House.

RELATIONSHIP DIAGRAM



Weight Room **Weight Room**
LAYOUT



EQUIPMENT/FURNITURE

Furniture/Equipment	Tag No.	Notes	Qty.	Size	Comments
---------------------	---------	-------	------	------	----------

IN CONTRACT / CONTRACTOR PROVIDED

Mirror	1	Mount at 12" AFF; Line walls		4' x 6'	
Markerboard	2		1	5' x 4'	
Oscillating Fans	3		5		

Furniture/Equipment	Tag No.	Notes	Qty.	Size	Comments
---------------------	---------	-------	------	------	----------

NOT IN CONTRACT / OWNER PROVIDED

Weight Equipment	4				
Wall Phone	5		1		

Notes:
1. Provide windows from Coaches Office.

Field House Outdoor Storage

PROGRAM SPACES

SPACES	Quantity:	Capacity	Area (SF):	Total (SF):	Comments:
Field House Outdoor Storage	1		760	760	With access from outside.

PROGRAM DETAILS

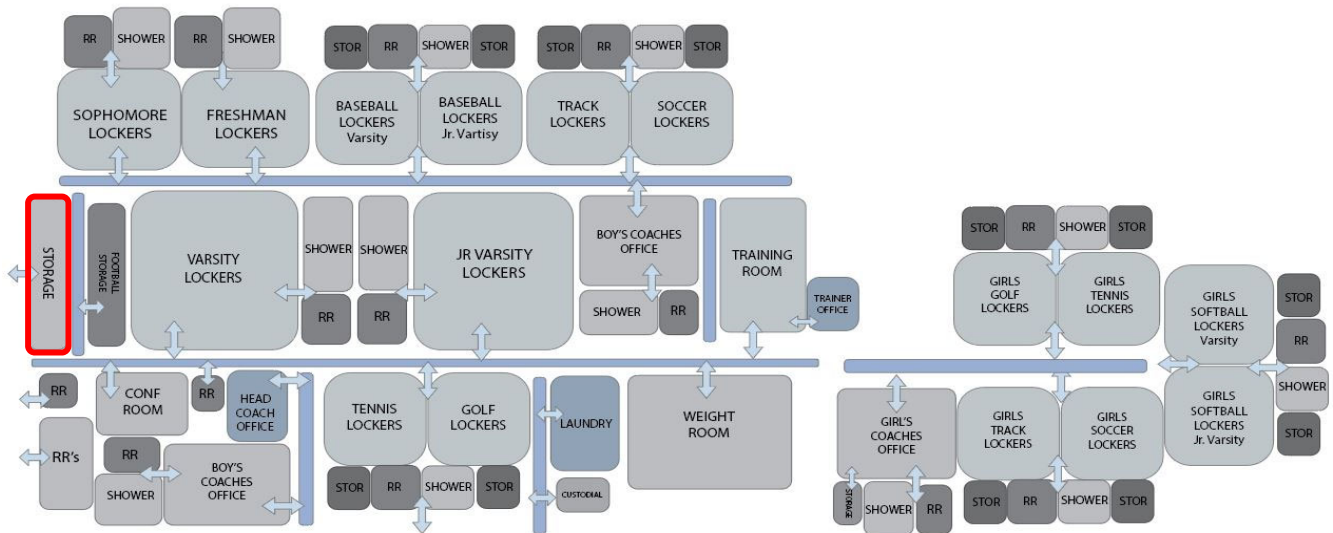
DESCRIPTION OF SPACE AND USES:

Storage of outdoor athletic equipment.

SPATIAL RELATIONSHIP:

Locate in Field House with access from outside.

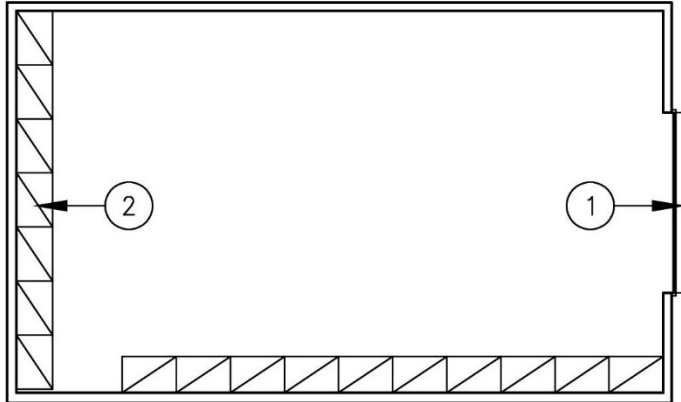
RELATIONSHIP DIAGRAM



Field House Outdoor Storage

Field House Outdoor Storage

LAYOUT



EQUIPMENT/FURNITURE

Furniture/Equipment	Tag No.	Notes	Qty.	Size	Comments
IN CONTRACT / CONTRACTOR PROVIDED					
Overhead Door	1		1		
Metal Shelving	2	Line two walls		36" x 24" x 84"	

Furniture/Equipment	Tag No.	Notes	Qty.	Size	Comments
NOT IN CONTRACT / OWNER PROVIDED					

Notes:

1. Overhead door to open to outside.

Freshman Football Locker Room/Showers

PROGRAM SPACES

SPACES	Quantity:	Capacity	Area (SF):	Total (SF):	Comments:
Freshman Football Locker Room/Showers	1		1,630	1,630	

PROGRAM DETAILS

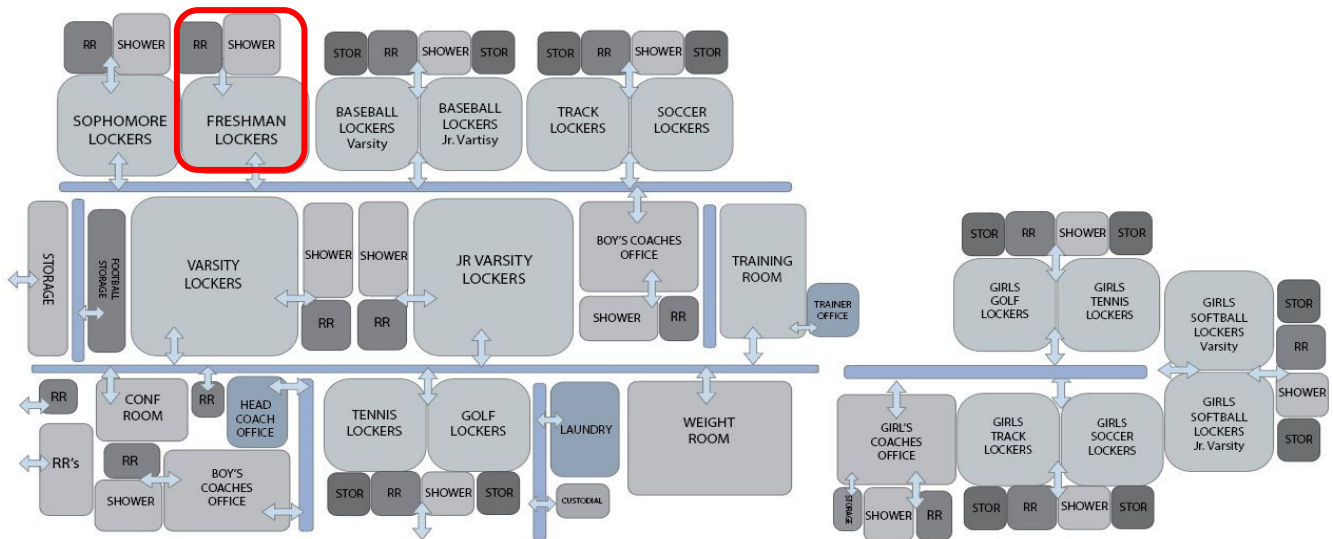
DESCRIPTION OF SPACE AND USES:

Locker rooms, showering, and restrooms for Freshman Football team.

SPATIAL RELATIONSHIP:

Locate in Field House.

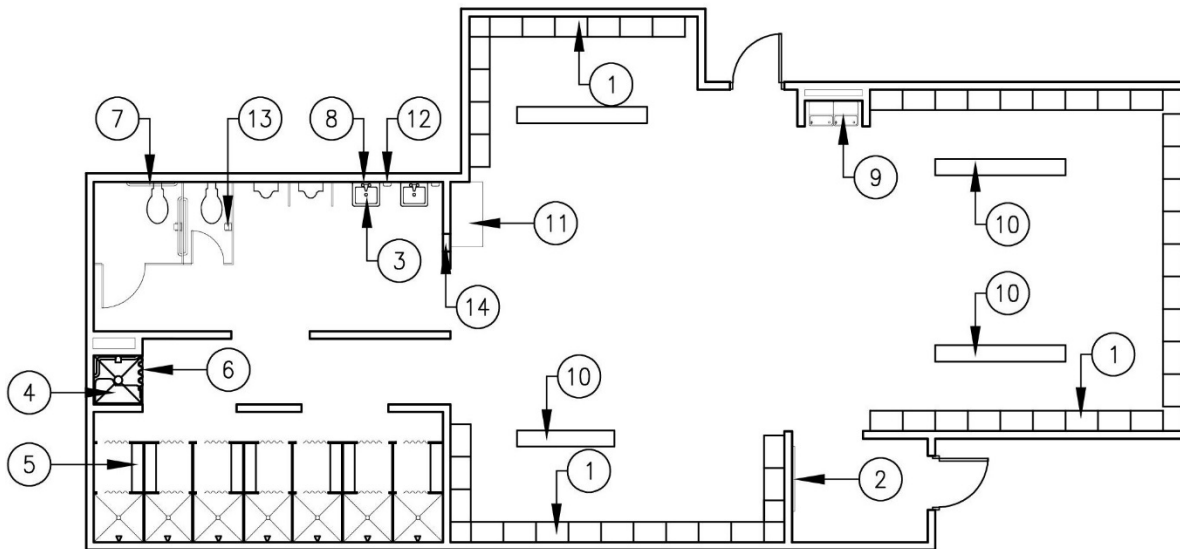
RELATIONSHIP DIAGRAM



Freshman Football Locker Room/Showers

Freshman Football Locker Room/Showers

LAYOUT



EQUIPMENT/FURNITURE

Furniture/Equipment	Tag No.	Notes	Qty.	Size	Comments
IN CONTRACT / CONTRACTOR PROVIDED					
Lockers	1		50	15" x 24" x 36"	
Markerboard	2		1	5' x 4'	
Sink	3		2		
Handicap Bench	4	In shower	1		
Benches	5		7		
Shower Curtain	6		15		
Grab Bars	7	One in HC Shower	4		
Mirror	8		1		
Water Fountain	9		2		
Bench	10		4		
Handicap Bench	11		1		

Freshman Football Locker Room/Showers

Furniture/Equipment	Tag No.	Notes	Qty.	Size	Comments
NOT IN CONTRACT / OWNER PROVIDED					
Soap Dispenser	12	Contractor installed	2		
Toilet Paper Dispenser	13	Contractor installed	2		
Paper Towel	14	Contractor installed	1		
Notes:					

Sophomore Football Locker Room/Showers

PROGRAM SPACES

SPACES	Quantity:	Capacity	Area (SF):	Total (SF):	Comments:
Sophomore Football Locker Room/Showers	1		1,185	1,185	

PROGRAM DETAILS

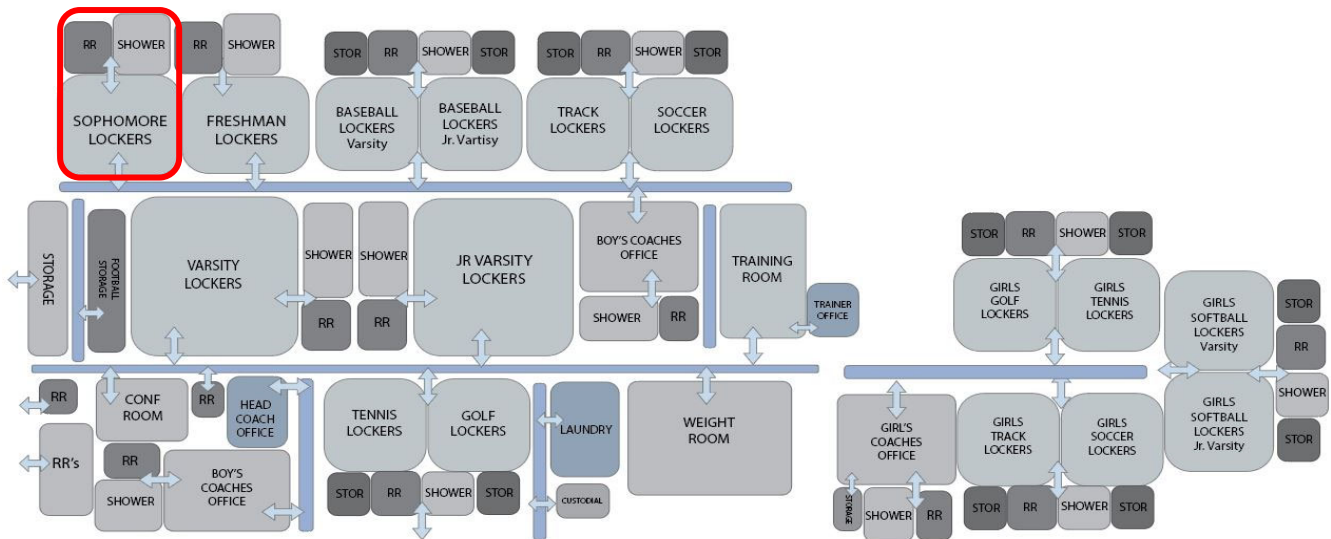
DESCRIPTION OF SPACE AND USES:

Locker rooms, showering, and restrooms for Sophomore Football team.

SPATIAL RELATIONSHIP:

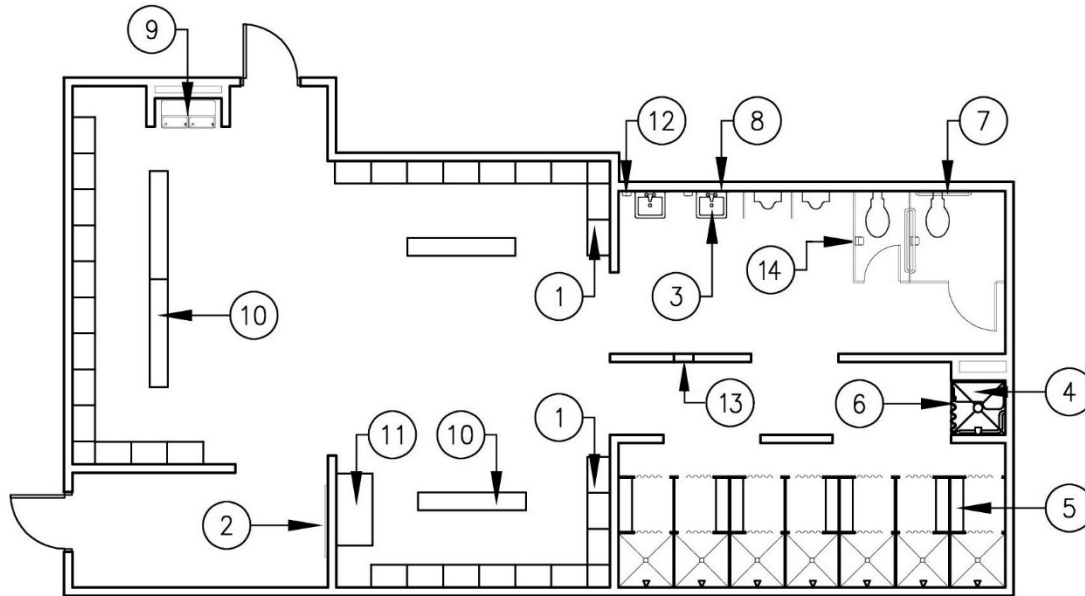
Locate in Field House.

RELATIONSHIP DIAGRAM



Sophomore Football Locker Room/Showers

Sophomore Football Locker Room/Showers **LAYOUT**



EQUIPMENT/FURNITURE					
Furniture/Equipment	Tag No.	Notes	Qty.	Size	Comments
IN CONTRACT / CONTRACTOR PROVIDED					
Lockers	1		30	15" x 24" x 36"	
Markerboard	2		1	5' x 10'	
Sink	3		2		
Handicap Bench	4	In shower	1		
Bench	5		7		
Shower Curtains	6		15		
Grab Bars	7	One in HC Shower	4		
Mirror	8		1		
Water Fountains	9		2		
Bench	10		4		
Handicap Bench	11		1		

Sophomore Football Locker Room/Showers					
Furniture/Equipment	Tag No.	Notes	Qty.	Size	Comments
NOT IN CONTRACT / OWNER PROVIDED					
Soap Dispenser	12	Contractor installed	2		
Paper Towel	13	Contractor installed	1		
Toilet Paper Dispenser	14	Contractor installed	2		
Notes:					

Jr. Varsity Football Locker Room/Showers

PROGRAM SPACES

SPACES	Quantity:	Capacity	Area (SF):	Total (SF):	Comments:
Jr. Varsity Football Locker Room/Showers	1		1,110	1,110	

PROGRAM DETAILS

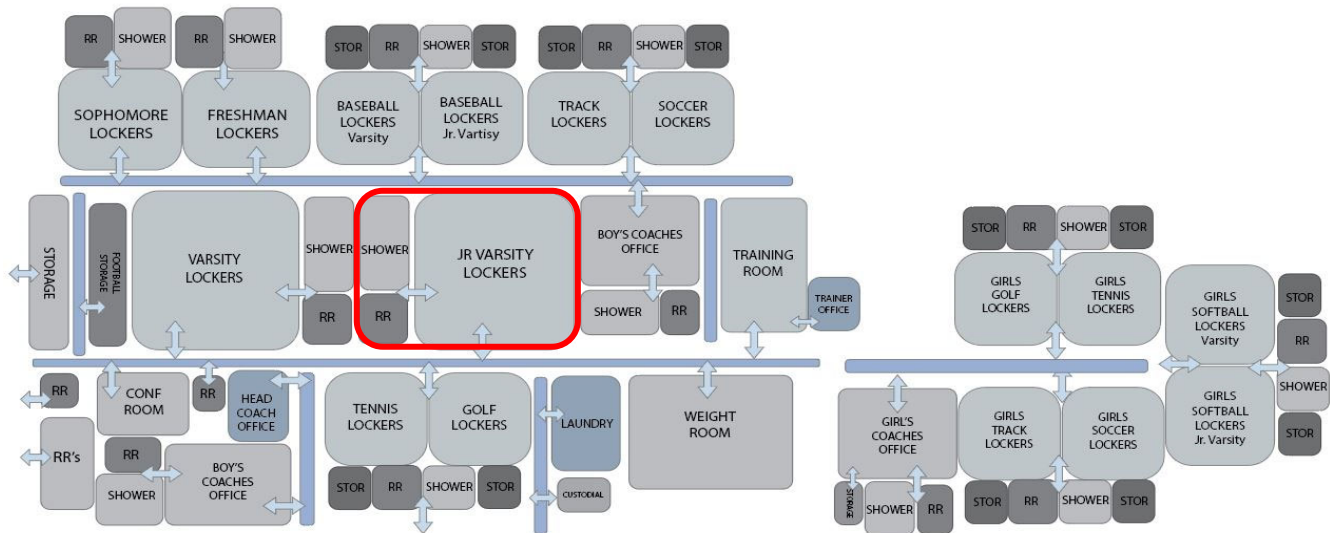
DESCRIPTION OF SPACE AND USES:

Locker rooms, showering, and restrooms for Jr. Varsity Football team

SPATIAL RELATIONSHIP:

Locate in Field House.

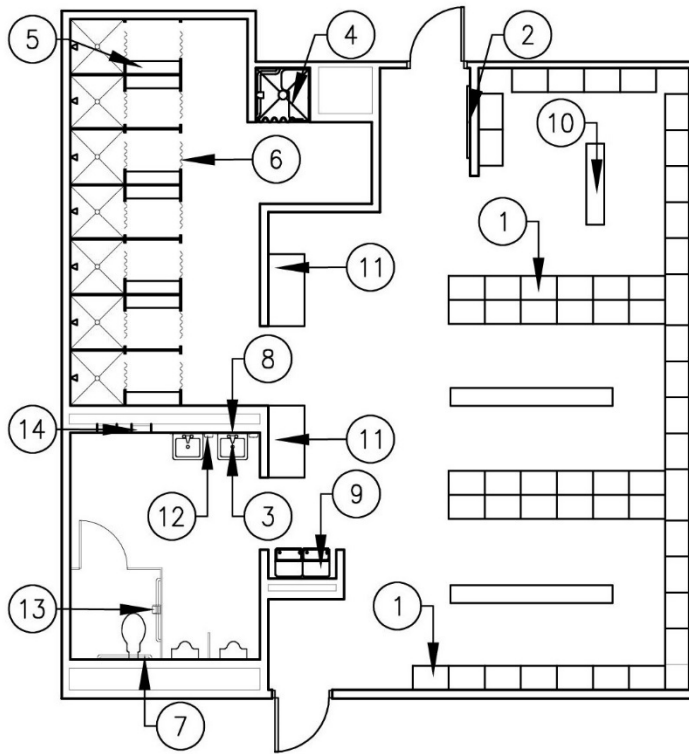
RELATIONSHIP DIAGRAM



Jr. Varsity Football Locker Room/Showers

Jr. Varsity Football Locker Room/Showers

LAYOUT



EQUIPMENT/FURNITURE

Furniture/Equipment	Tag No.	Notes	Qty.	Size	Comments
IN CONTRACT / CONTRACTOR PROVIDED					
Lockers	1		50	15" x 24" x 36"	
Markerboard	2		1	5' x 10'	
Sink	3		2		
Handicap Bench	4	In shower	1		
Bench	5		7		
Shower Curtains	6		15		
Grab Bars	7	One in HC Shower	3		
Mirror	8		1		
Water Fountains	9		2		
Bench	10		3		
Handicap Bench	11		1		

Jr. Varsity Football Locker Room/Showers					
Furniture/Equipment	Tag No.	Notes	Qty.	Size	Comments
NOT IN CONTRACT / OWNER PROVIDED					
Soap Dispenser	12	Contractor installed	2		
Toilet Paper Dispenser	13	Contractor installed	2		
Paper Towel	14	Contractor installed	1		
Notes:					

Varsity Football Locker Room/Showers

PROGRAM SPACES

SPACES	Quantity:	Capacity	Area (SF):	Total (SF):	Comments:
Varsity Football Locker Room/Showers	1		1,110	1,110	

PROGRAM DETAILS

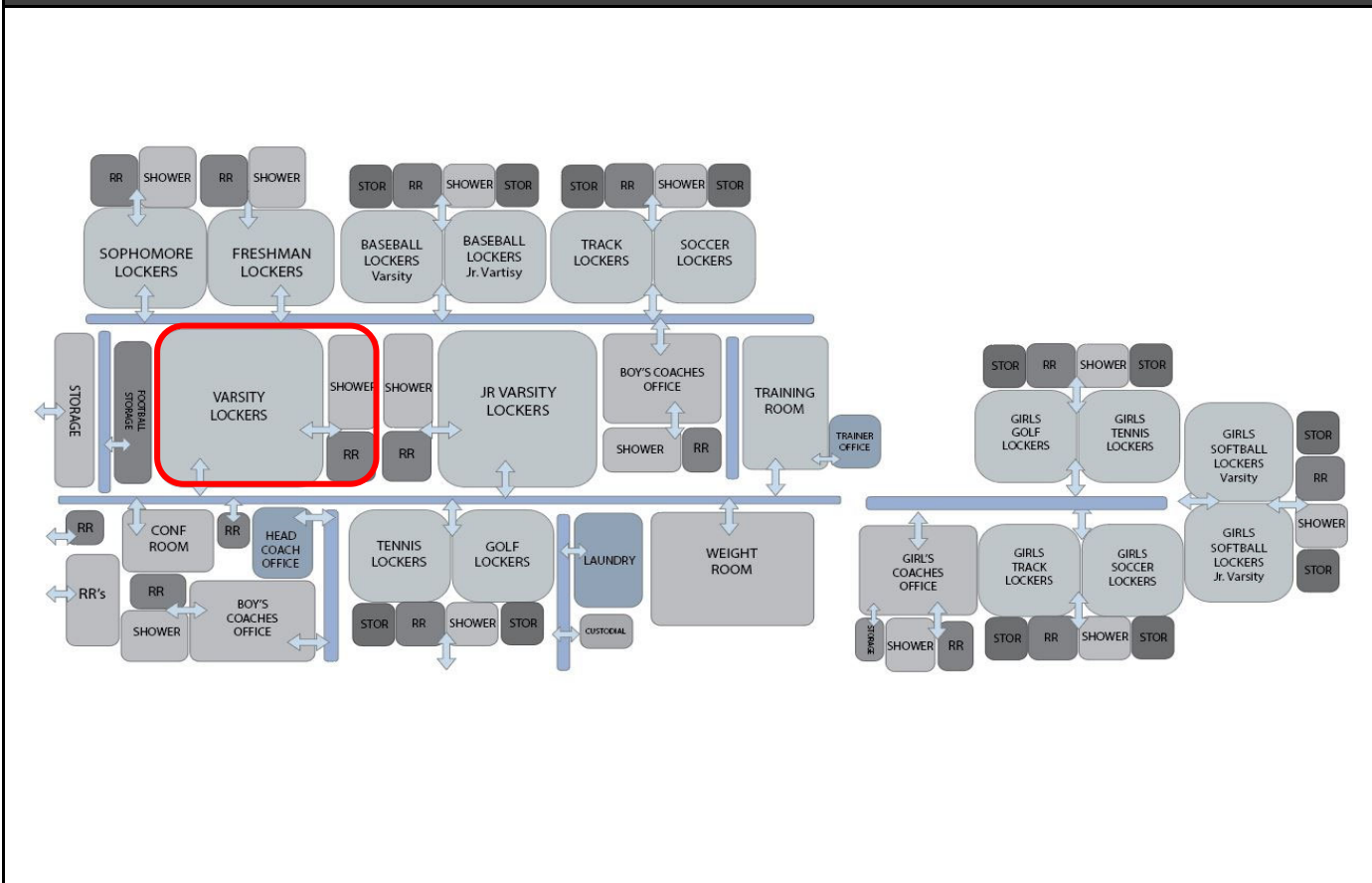
DESCRIPTION OF SPACE AND USES:

Locker rooms, showering, and restrooms for Varsity football team.

SPATIAL RELATIONSHIP:

Locate in Field House.

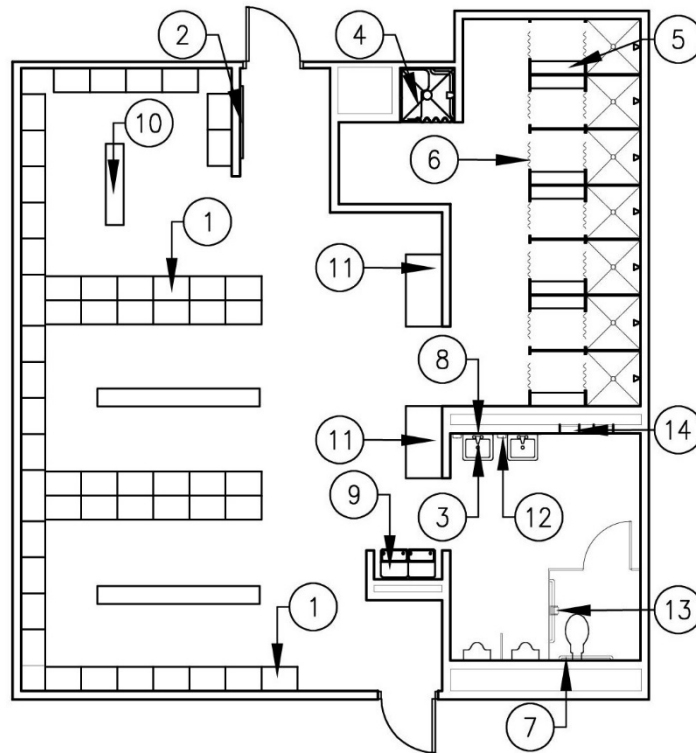
RELATIONSHIP DIAGRAM



Varsity Football Locker Room/Showers

Varsity Football Locker Room/Showers

LAYOUT



EQUIPMENT/FURNITURE

Furniture/Equipment	Tag No.	Notes	Qty.	Size	Comments
IN CONTRACT / CONTRACTOR PROVIDED					
Lockers	1		50	15" x 24" x 36"	
Markerboard	2		1	5' x 10'	
Sink	3		2		
Handicap Bench	4	In shower	1		
Bench	5		7		
Shower Curtains	6		15		
Grab Bars	7	One in HC Shower	3		
Mirror	8		1		
Water Fountains	9		2		
Bench	10		3		
Handicap Bench	11		1		

Varsity Football Locker Room/Showers					
Furniture/Equipment	Tag No.	Notes	Qty.	Size	Comments
NOT IN CONTRACT / OWNER PROVIDED					
Soap Dispenser	12	Contractor installed	2		
Toilet Paper Dispenser	13	Contractor installed	2		
Paper Towel	14	Contractor installed	1		
Notes:					
1. Varsity lockers to be open seat with shelf above for helmet.					

Football Storage

PROGRAM SPACES

SPACES	Quantity:	Capacity	Area (SF):	Total (SF):	Comments:
Football Storage	1		360	360	

PROGRAM DETAILS

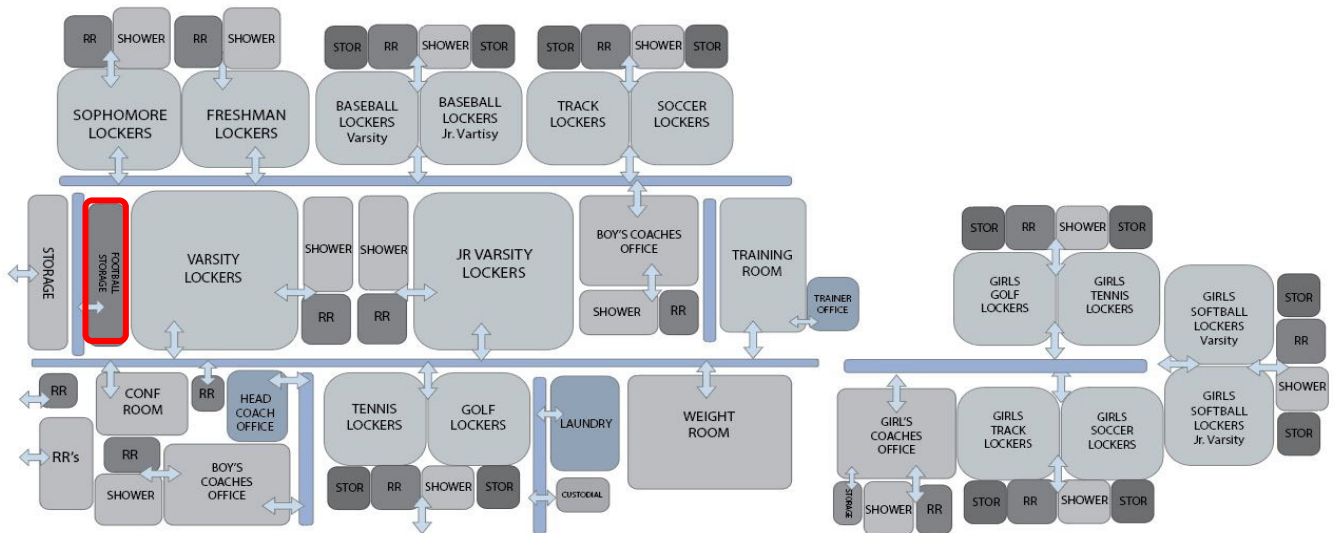
DESCRIPTION OF SPACE AND USES:

Storage of Football Equipment/Uniforms.

SPATIAL RELATIONSHIP:

Locate in Field House.

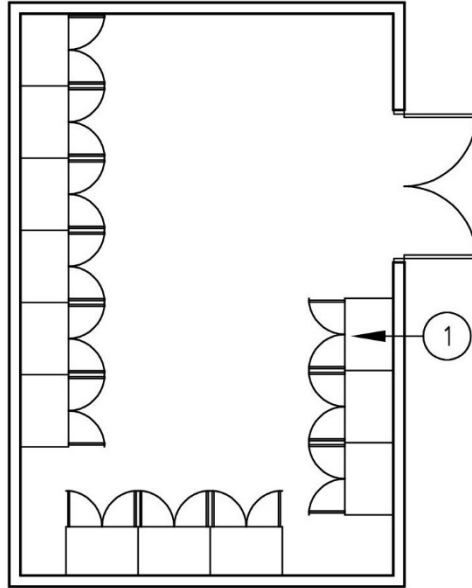
RELATIONSHIP DIAGRAM



Football Storage

Football Storage

LAYOUT



EQUIPMENT/FURNITURE

Furniture/Equipment	Tag No.	Notes	Qty.	Size	Comments
IN CONTRACT / CONTRACTOR PROVIDED					
Cabinets	1	Double doors to be provided on all cabinets	16	3' x 7'	
Benches	2		3		

Furniture/Equipment	Tag No.	Notes	Qty.	Size	Comments
NOT IN CONTRACT / OWNER PROVIDED					

Notes:

Boy's Baseball Locker Rooms

PROGRAM SPACES

SPACES	Quantity:	Capacity	Area (SF):	Total (SF):	Comments:
Boy's Baseball Locker Rooms	2		700	1,400	One for Varsity and one for Jr. Varsity

PROGRAM DETAILS

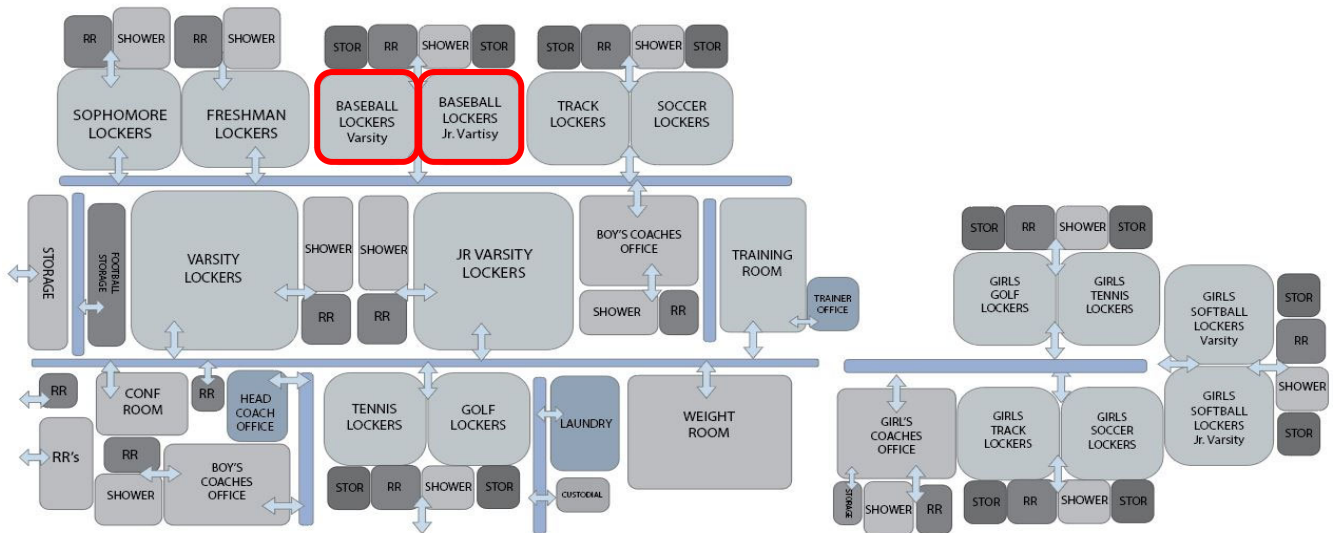
DESCRIPTION OF SPACE AND USES:

Locker room, dressing and changing.

SPATIAL RELATIONSHIP:

Locate in Field House.

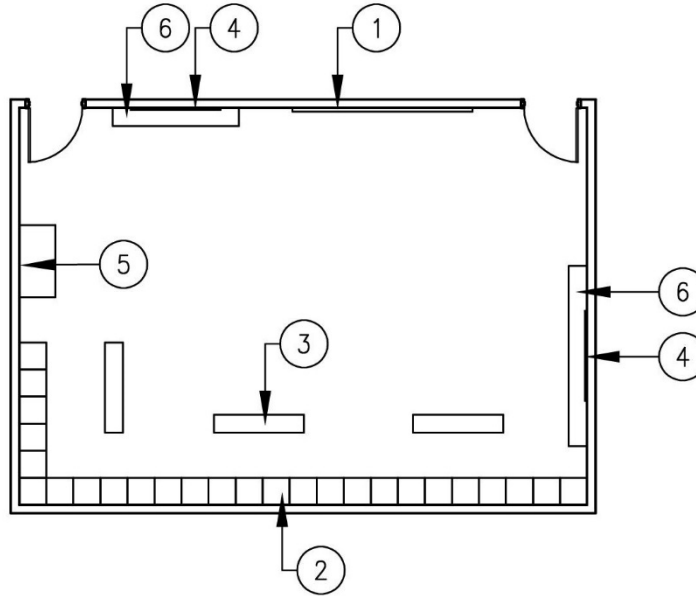
RELATIONSHIP DIAGRAM



Boy's Baseball Locker Rooms

Boy's Baseball Locker Rooms

LAYOUT



EQUIPMENT/FURNITURE

Furniture/Equipment	Tag No.	Notes	Qty.	Size	Comments
IN CONTRACT / CONTRACTOR PROVIDED					
Markerboard	1		1	5' x 10'	
Lockers	2		25	18" x 18" x 36"	
Benches	3	locate along lockers	3		
Mirror	4		2	2' x 5'	
Handicap Bench	5		1		
Shelf	6	Mount at 34"; provide electrical outlets above	2		

Furniture/Equipment	Tag No.	Notes	Qty.	Size	Comments
---------------------	---------	-------	------	------	----------

NOT IN CONTRACT / OWNER PROVIDED

Notes:

1. Arrange lockers to maximize supervision.

Boy's Track & Field Locker Room

PROGRAM SPACES

SPACES	Quantity:	Capacity	Area (SF):	Total (SF):	Comments:
Boy's Track & Field Locker Room	1		700	700	

PROGRAM DETAILS

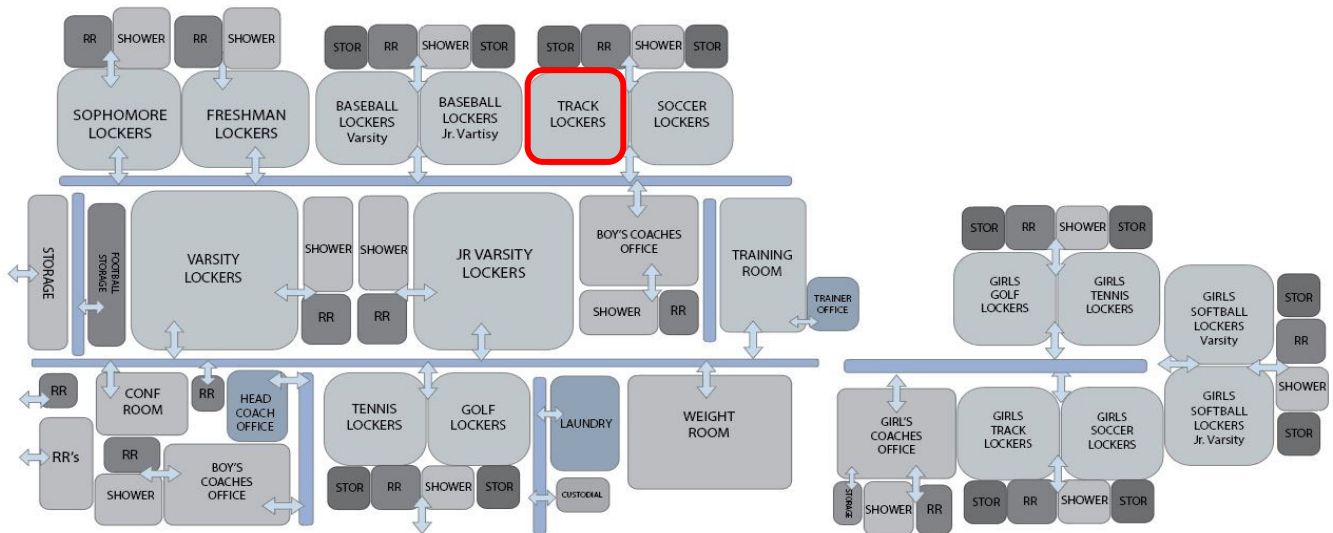
DESCRIPTION OF SPACE AND USES:

Locker room, dressing and changing.

SPATIAL RELATIONSHIP:

Locate in Field House.

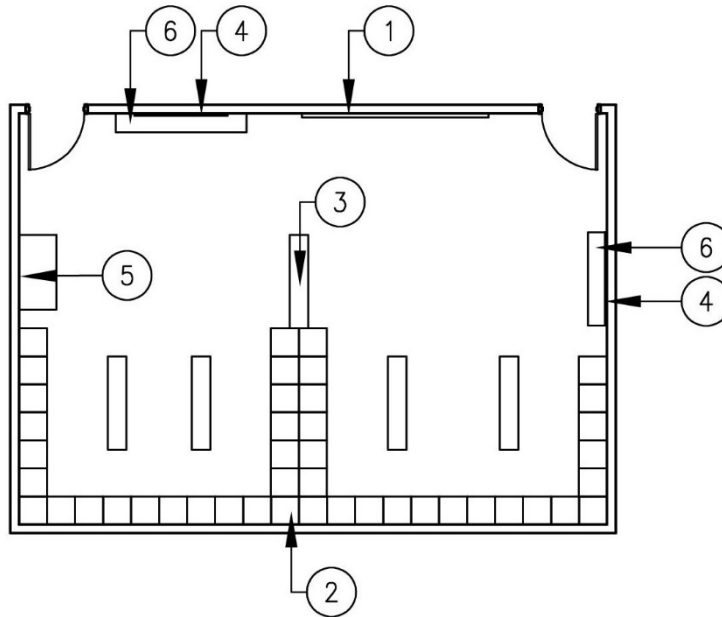
RELATIONSHIP DIAGRAM



Boy's Track & Field Locker Room

Boy's Track & Field Locker Room

LAYOUT



EQUIPMENT/FURNITURE

Furniture/Equipment	Tag No.	Notes	Qty.	Size	Comments
IN CONTRACT / CONTRACTOR PROVIDED					
Markerboard	1		1	5' x 10'	
Lockers	2	2-tier	80	18" x 18" x 36"	
Benches	3	locate along lockers	5		
Mirror	4		2	2' x 5'	
Handicap Bench	5		1		
Shelf	6	Mount at 34"; provide electrical outlets above	2		

Furniture/Equipment	Tag No.	Notes	Qty.	Size	Comments
---------------------	---------	-------	------	------	----------

NOT IN CONTRACT / OWNER PROVIDED

Notes:

1. Arrange lockers to maximize supervision.

Boy's Team Locker Rooms

PROGRAM SPACES

SPACES	Quantity:	Capacity	Area (SF):	Total (SF):	Comments:
Boy's Team Locker Rooms	3		700	2,100	For soccer , tennis and golf

PROGRAM DETAILS

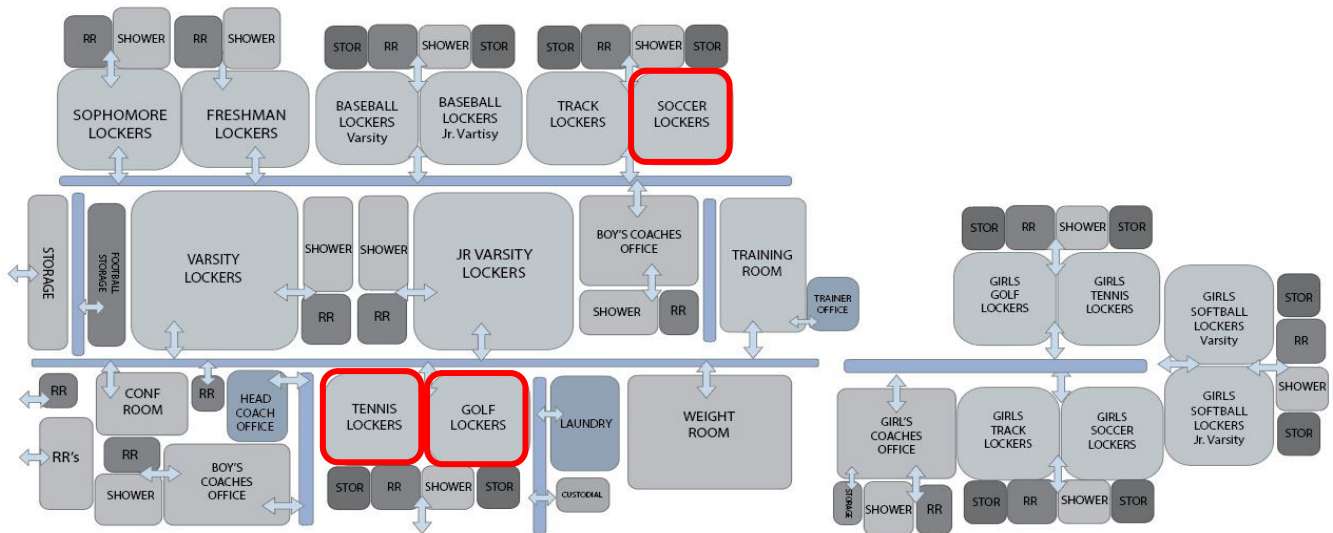
DESCRIPTION OF SPACE AND USES:

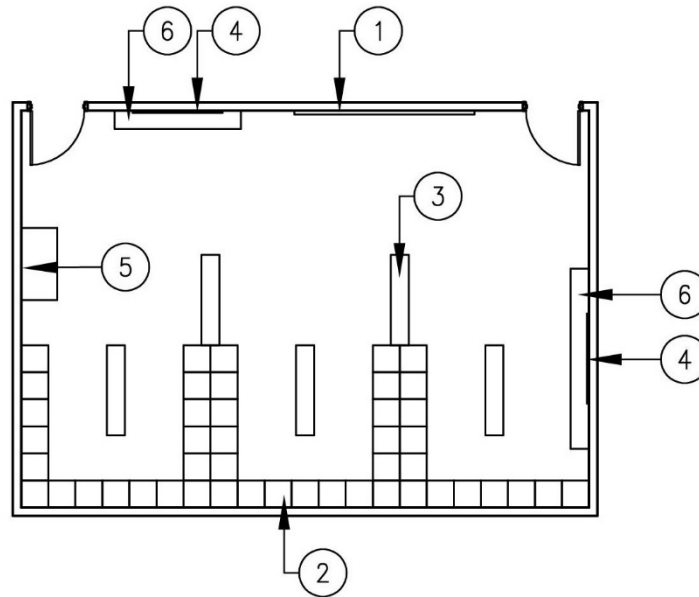
Locker room, dressing and changing.

SPATIAL RELATIONSHIP:

Locate in Field House.

RELATIONSHIP DIAGRAM





EQUIPMENT/FURNITURE

Furniture/Equipment	Tag No.	Notes	Qty.	Size	Comments
IN CONTRACT / CONTRACTOR PROVIDED					
Markerboard	1		1	5' x 10'	
Lockers	2		45	18" x 18" x 36"	
Benches	3	locate along lockers	5		
Mirror	4		2	2' x 5'	
Handicap Bench	5		1		
Shelf	6	Mount at 34"; provide electrical outlets above	2		

Furniture/Equipment	Tag No.	Notes	Qty.	Size	Comments
---------------------	---------	-------	------	------	----------

NOT IN CONTRACT / OWNER PROVIDED

Notes:

1. Arrange lockers to maximize supervision.

Boy's Team Storage

PROGRAM SPACES

SPACES	Quantity:	Capacity	Area (SF):	Total (SF):	Comments:
Boy's Team Storage	6		200	1,200	

PROGRAM DETAILS

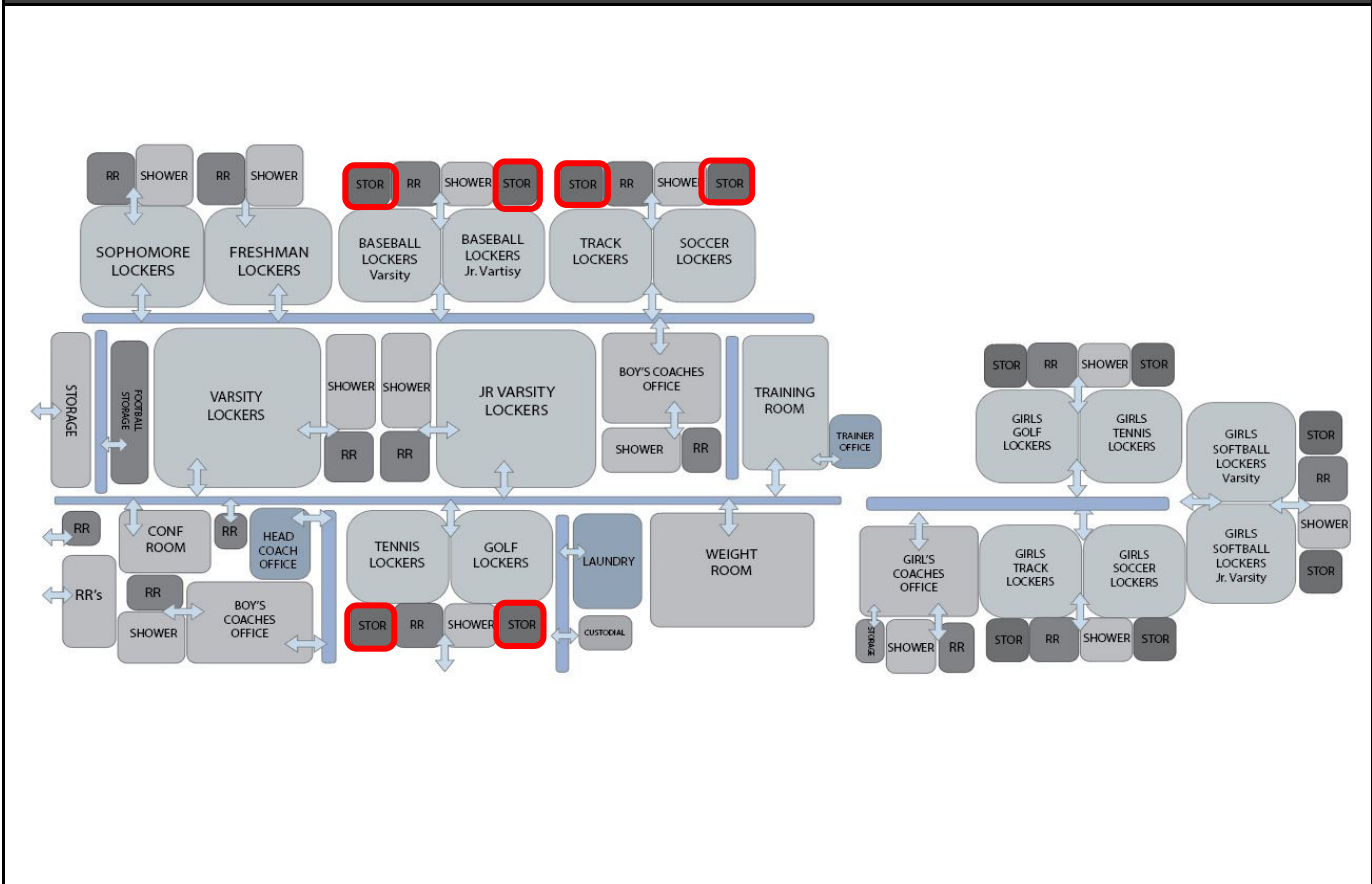
DESCRIPTION OF SPACE AND USES:

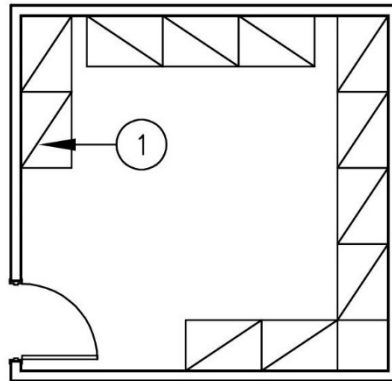
Storage rooms for equipment, uniforms, etc. for each of the following sports teams: Varsity Baseball, Jr. Varsity Baseball, Track & Field, Soccer, Tennis and Golf.

SPATIAL RELATIONSHIP:

Locate in Field House.

RELATIONSHIP DIAGRAM





EQUIPMENT/FURNITURE

Furniture/Equipment	Tag No.	Notes	Qty.	Size	Comments
---------------------	---------	-------	------	------	----------

IN CONTRACT / CONTRACTOR PROVIDED

Metal Shelving	1	Line Walls		36" x 24" x 84"	

Furniture/Equipment	Tag No.	Notes	Qty.	Size	
---------------------	---------	-------	------	------	--

NOT IN CONTRACT / OWNER PROVIDED

Notes:

Boy's Team Showers

PROGRAM SPACES

SPACES	Quantity:	Capacity	Area (SF):	Total (SF):	Comments:
Boy's Team Showers	3		360	1,080	For varsity baseball, jr. varsity baseball, track, soccer, tennis and golf.

PROGRAM DETAILS

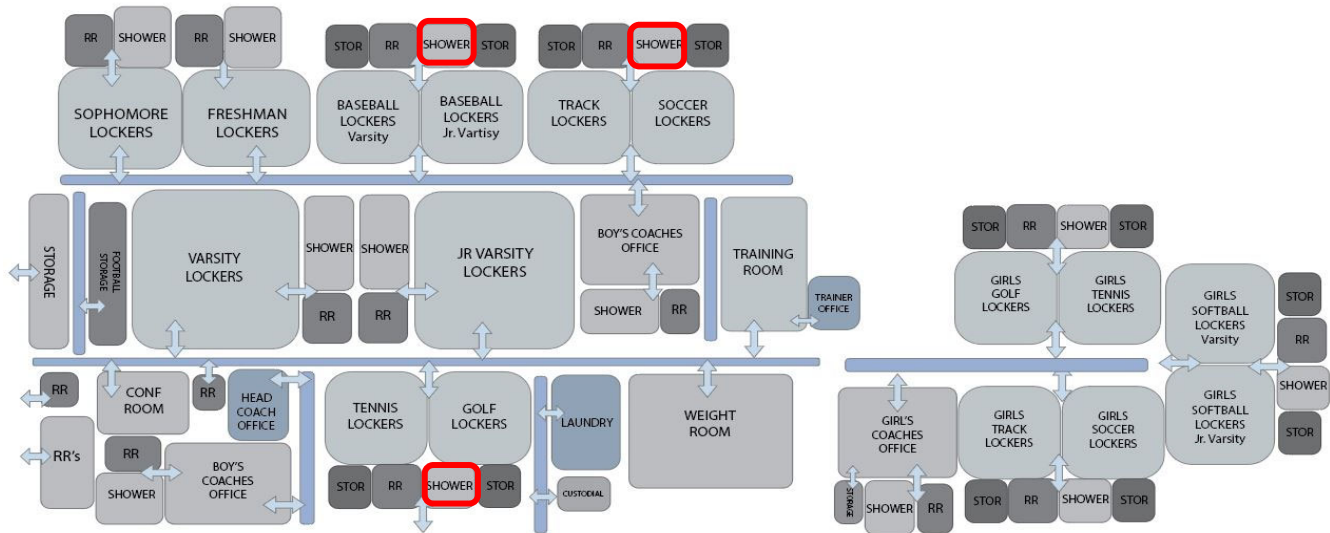
DESCRIPTION OF SPACE AND USES:

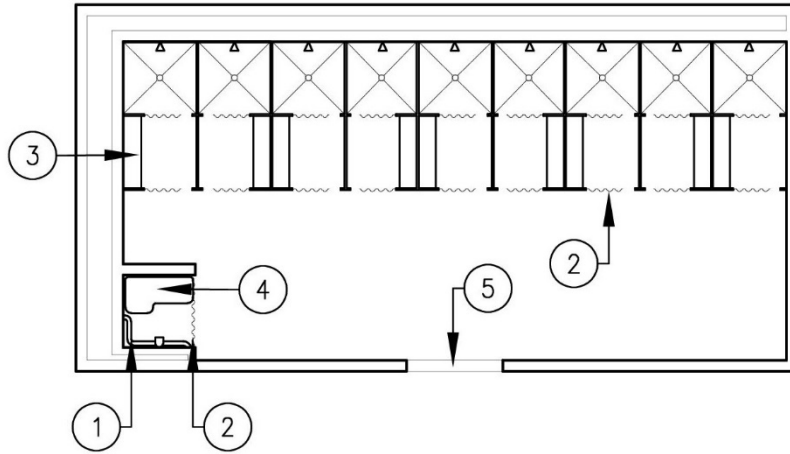
Shower rooms, one per two sports teams.

SPATIAL RELATIONSHIP:

Locate in Field House.

RELATIONSHIP DIAGRAM





EQUIPMENT/FURNITURE

Furniture/Equipment	Tag No.	Notes	Qty.	Size	Comments
IN CONTRACT / CONTRACTOR PROVIDED					
Grab Bars	1		2		
Shower Curtain	2		19		
Shower Bench	3		9		
Handicap Shower Bench	4		1		
Marble Threshold	5	1/2" high	1		

Furniture/Equipment	Tag No.	Notes	Qty.	Size	Comments
---------------------	---------	-------	------	------	----------

NOT IN CONTRACT / OWNER PROVIDED

Notes:

Boy's Team Restrooms

PROGRAM SPACES

SPACES	Quantity:	Capacity	Area (SF):	Total (SF):	Comments:
Boy's Team Restrooms	3		360	1,080	For baseball, track, soccer, tennis and golf.

PROGRAM DETAILS

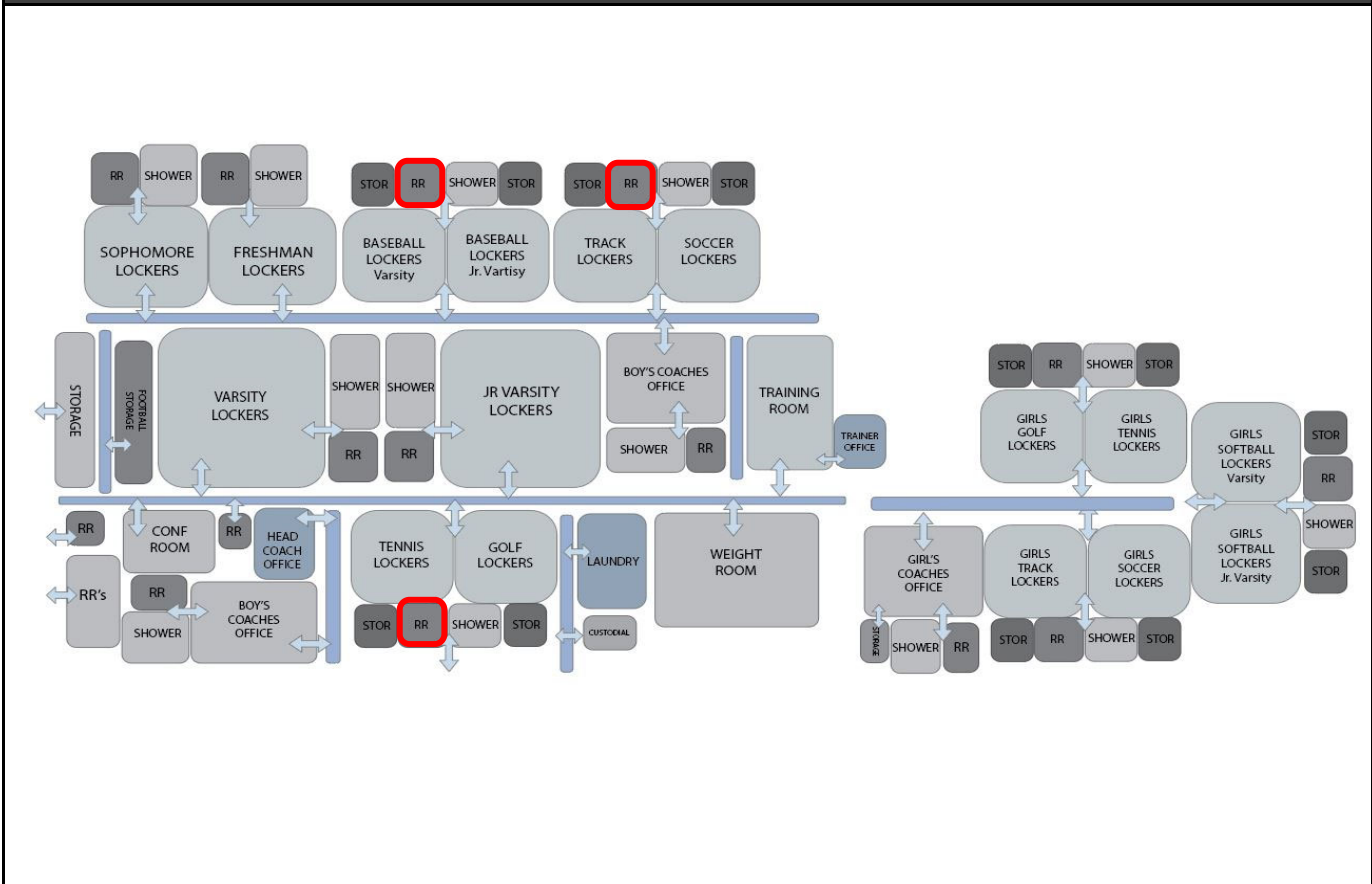
DESCRIPTION OF SPACE AND USES:

Restrooms, one per two sports teams.

SPATIAL RELATIONSHIP:

Locate in Field House.

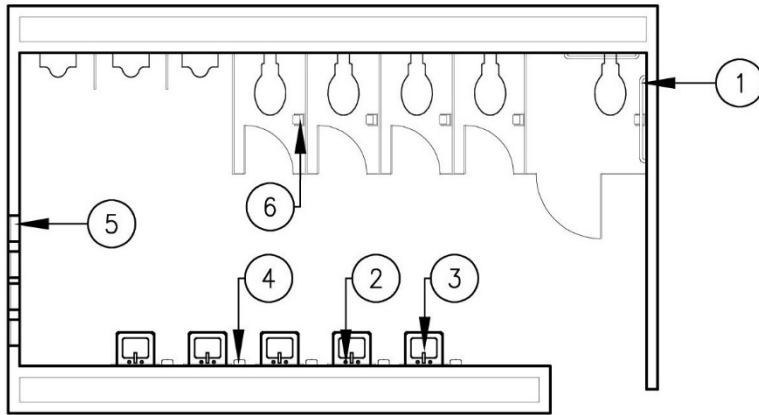
RELATIONSHIP DIAGRAM



Boy's Team Restrooms

Boy's Team Restrooms

LAYOUT



EQUIPMENT/FURNITURE

Furniture/Equipment	Tag No.	Notes	Qty.	Size	Comments
---------------------	---------	-------	------	------	----------

IN CONTRACT / CONTRACTOR PROVIDED

Grab Bars	1		2		
Mirror	2		1		
Sink	3		5		

Furniture/Equipment	Tag No.	Notes	Qty.	Size	
---------------------	---------	-------	------	------	--

NOT IN CONTRACT / OWNER PROVIDED

Soap Dispenser	4	Contractor installed	5		
Paper Towel Dispenser	5	Contractor installed	4		
Toilet Paper Dispenser	6	Contractor installed	8		

Notes:

Boy's Team Coaches Offices

PROGRAM SPACES

SPACES	Quantity:	Capacity	Area (SF):	Total (SF):	Comments:
Boy's Team Coaches Offices	1		600	600	

PROGRAM DETAILS

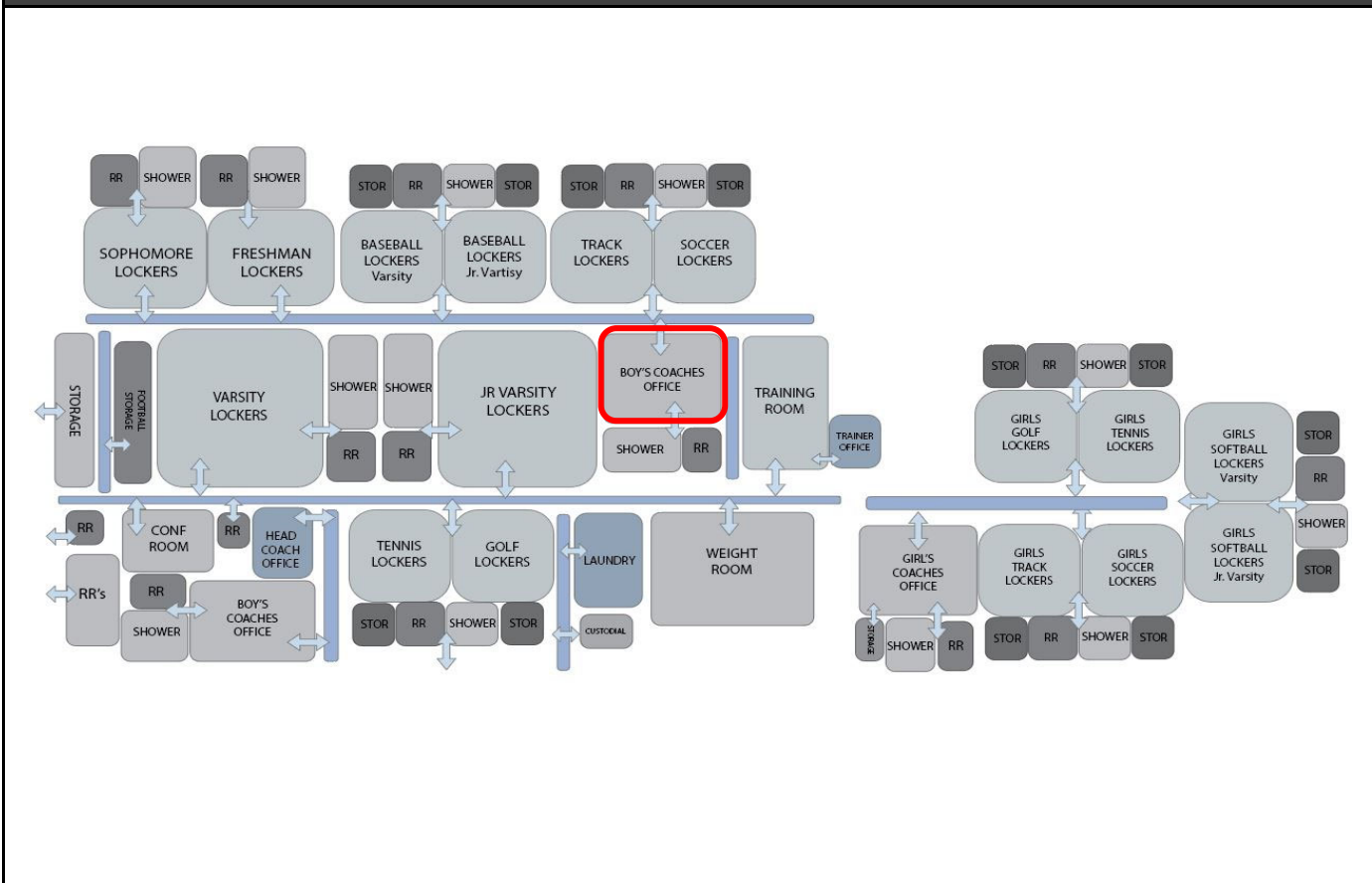
DESCRIPTION OF SPACE AND USES:

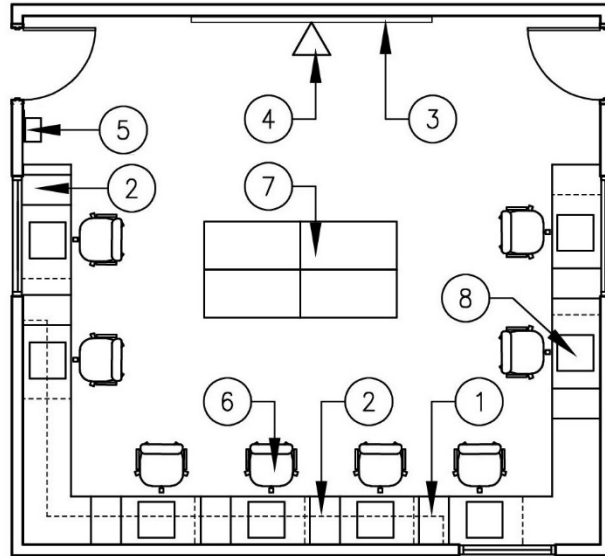
Administrative duties, meetings and conferences

SPATIAL RELATIONSHIP:

Locate in Field House.

RELATIONSHIP DIAGRAM





EQUIPMENT/FURNITURE

Furniture/Equipment	Tag No.	Notes	Qty.	Size	Comments
IN CONTRACT / CONTRACTOR PROVIDED					
Upper and Lower Cabinets	1	With kneespace			
Vertical File Cabinet Drawers	2	Below counter	8		
Markerboard, magnetic	3		1	5' x 8'	
Projection Device	4		1		
Teacher Display Plate (TDP)	5		1		
Furniture/Equipment					
	Tag No.	Notes	Qty.	Size	Comments
NOT IN CONTRACT / OWNER PROVIDED					
Task Chair	6		8		
Flip Tables	7		4		
Teacher Office Tool Set	8		8		

Notes:

1. Provide a black and white printer to be shared among coaches.

Boy's Team Coaches Shower/Restroom

PROGRAM SPACES

SPACES	Quantity:	Capacity	Area (SF):	Total (SF):	Comments:
Boy's Team Coaches Shower/Restroom	1		400	400	

PROGRAM DETAILS

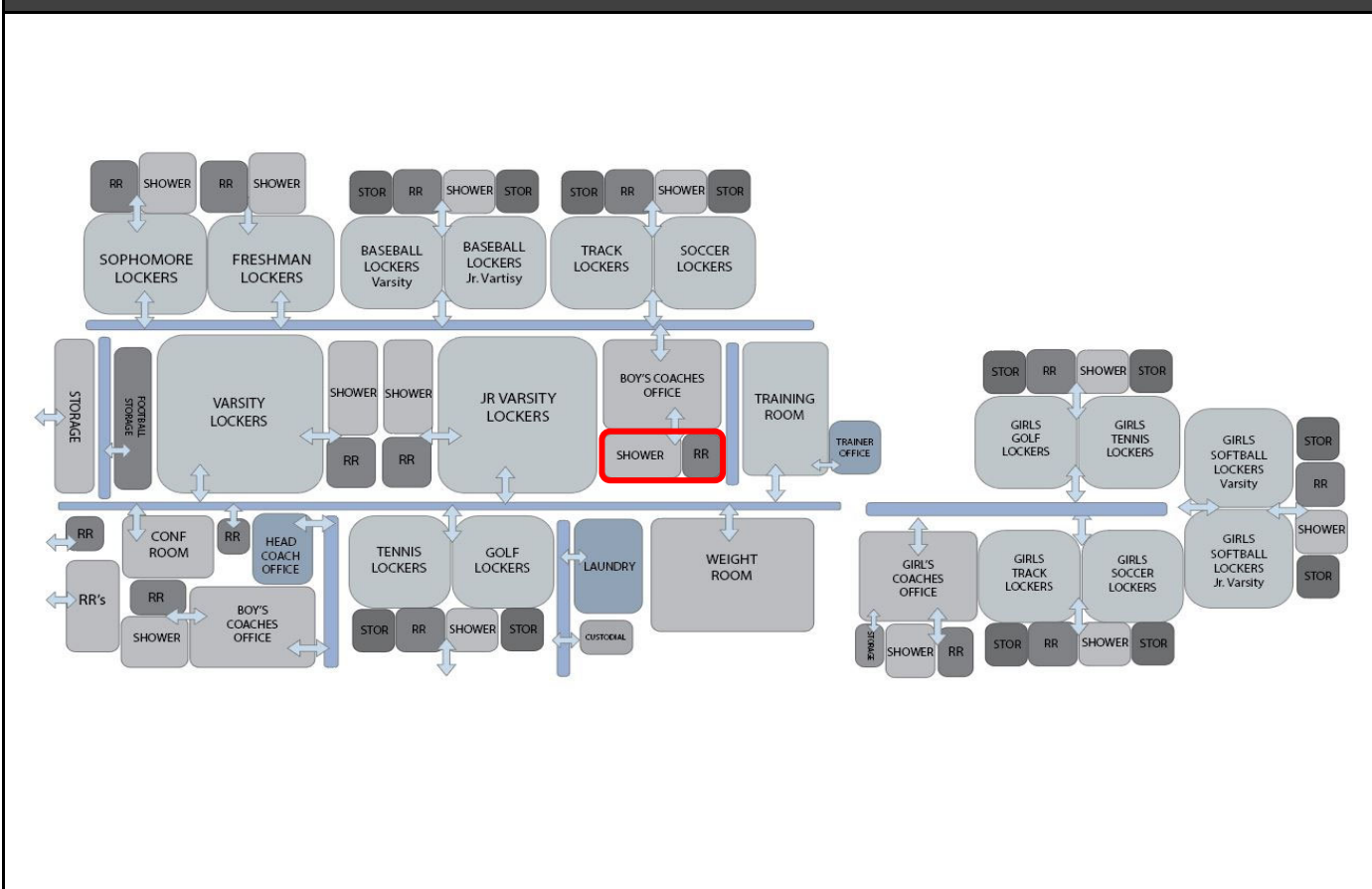
DESCRIPTION OF SPACE AND USES:

Showering and restroom for coaches.

SPATIAL RELATIONSHIP:

Locate in Field House.

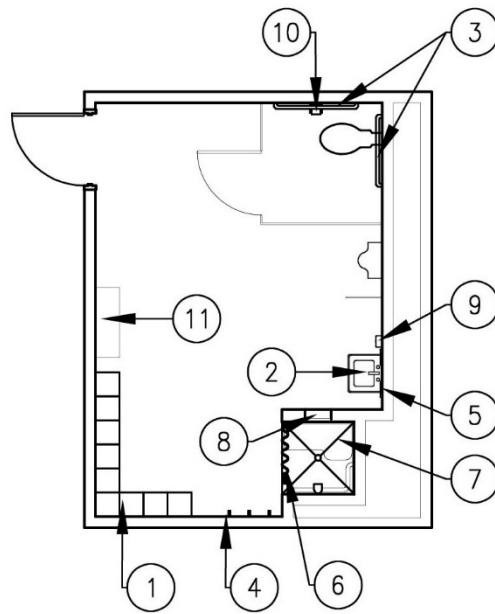
RELATIONSHIP DIAGRAM



Boy's Team Coaches Shower/Restroom

Boy's Team Coaches Shower/Restroom

LAYOUT



EQUIPMENT/FURNITURE

Furniture/Equipment	Tag No.	Notes	Qty.	Size	Comments
IN CONTRACT / CONTRACTOR PROVIDED					
Lockers	1	Single-tier	8	12" x 15" x 72"	
Sink	2		1		
Grab Bars	3	2 in HC shower	4		
Hooks	4		3		
Mirror	5		1		
Shower Curtain	6		1		
Handicap Shower Bench	7		1		
Furniture/Equipment	Tag No.	Notes	Qty.	Size	
NOT IN CONTRACT / OWNER PROVIDED					
Paper Towel Dispenser	8	Contractor installed	1		
Soap Dispenser	9	Contractor installed	1		
Toilet Paper Dispenser	10	Contractor installed	1		
Bench	11		1		

Notes:

Girl's Athletics Coaches Office

PROGRAM SPACES

SPACES	Quantity:	Capacity	Area (SF):	Total (SF):	Comments:
Girl's Athletics Coaches Office	1		700	700	

PROGRAM DETAILS

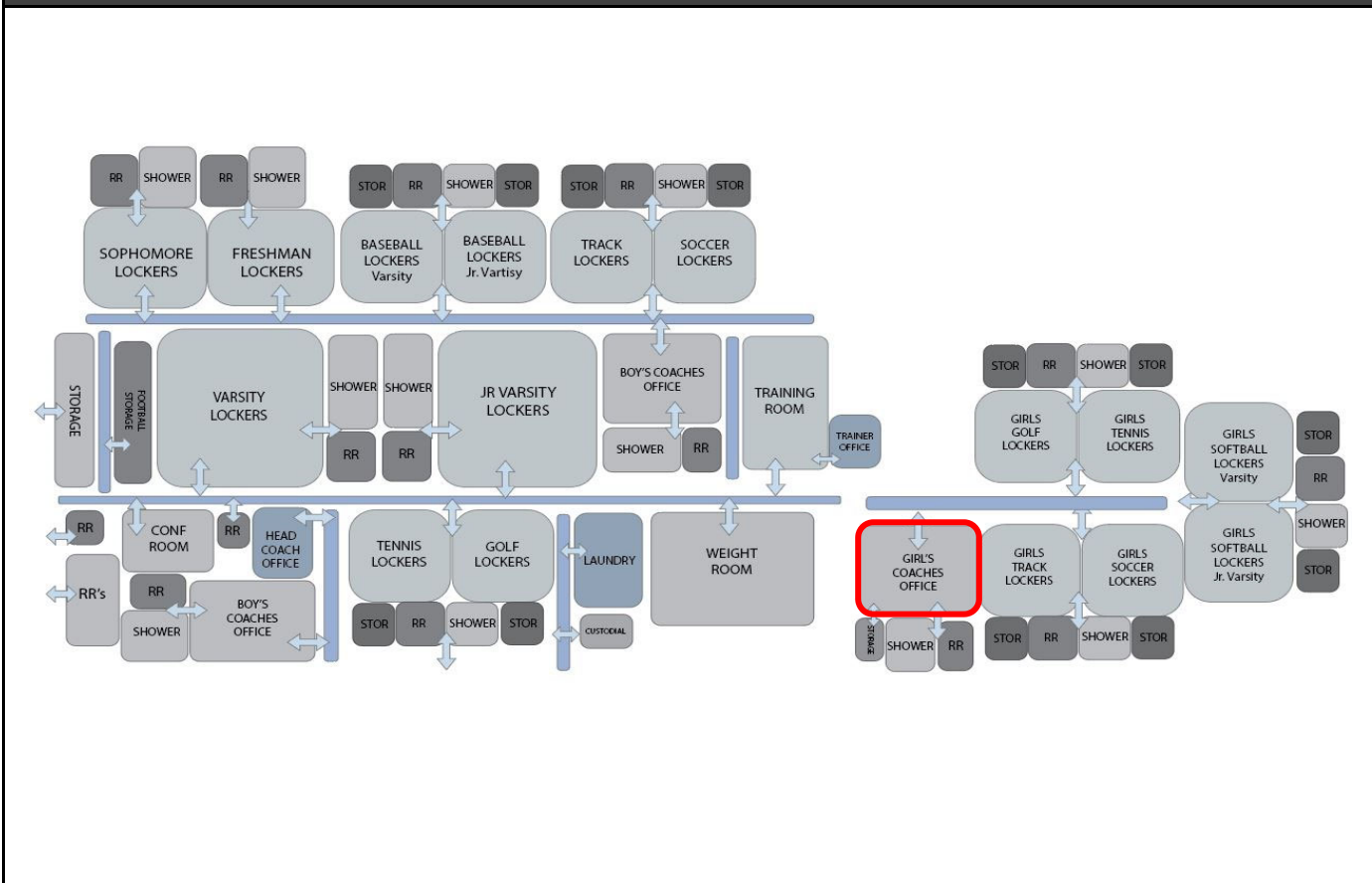
DESCRIPTION OF SPACE AND USES:

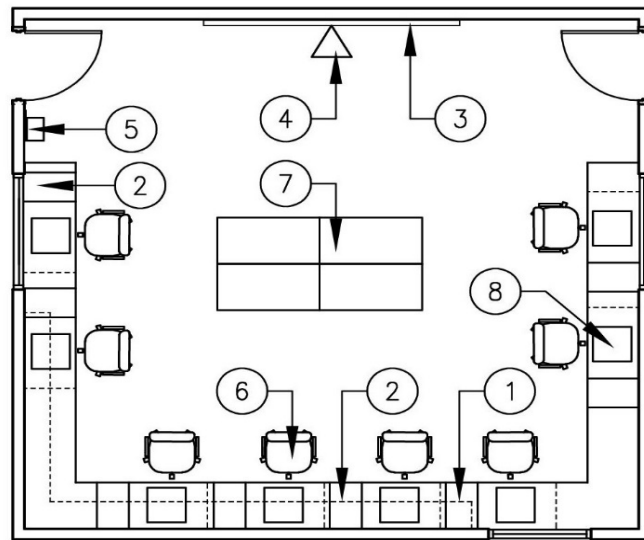
Administrative duties, meetings and conferences

SPATIAL RELATIONSHIP:

Locate in Field House near Girls Locker Room.

RELATIONSHIP DIAGRAM





EQUIPMENT/FURNITURE

Furniture/Equipment	Tag No.	Notes	Qty.	Size	Comments
---------------------	---------	-------	------	------	----------

IN CONTRACT / CONTRACTOR PROVIDED

Upper and Lower Cabinets	1	With kneespace			
Vertical File Cabinet Drawers	2	Below counter	8		
Markerboard, magnetic	3		1	5' x 8'	
Projection Device	4		1		
Teacher Display Plate (TDP)	5		1		

Furniture/Equipment	Tag No.	Notes	Qty.	Size	Comments
---------------------	---------	-------	------	------	----------

NOT IN CONTRACT / OWNER PROVIDED

Task Chair	6		8		
Flip Tables	7		4		
Teacher Office Tool Set	8		8		

Notes:

1. Provide a black and white printer to be shared among coaches.

Girl's Athletics Coaches Dressing/Showers

PROGRAM SPACES

SPACES	Quantity:	Capacity	Area (SF):	Total (SF):	Comments:
Girl's Athletics Coaches Dressing/Showers	1		600	600	

PROGRAM DETAILS

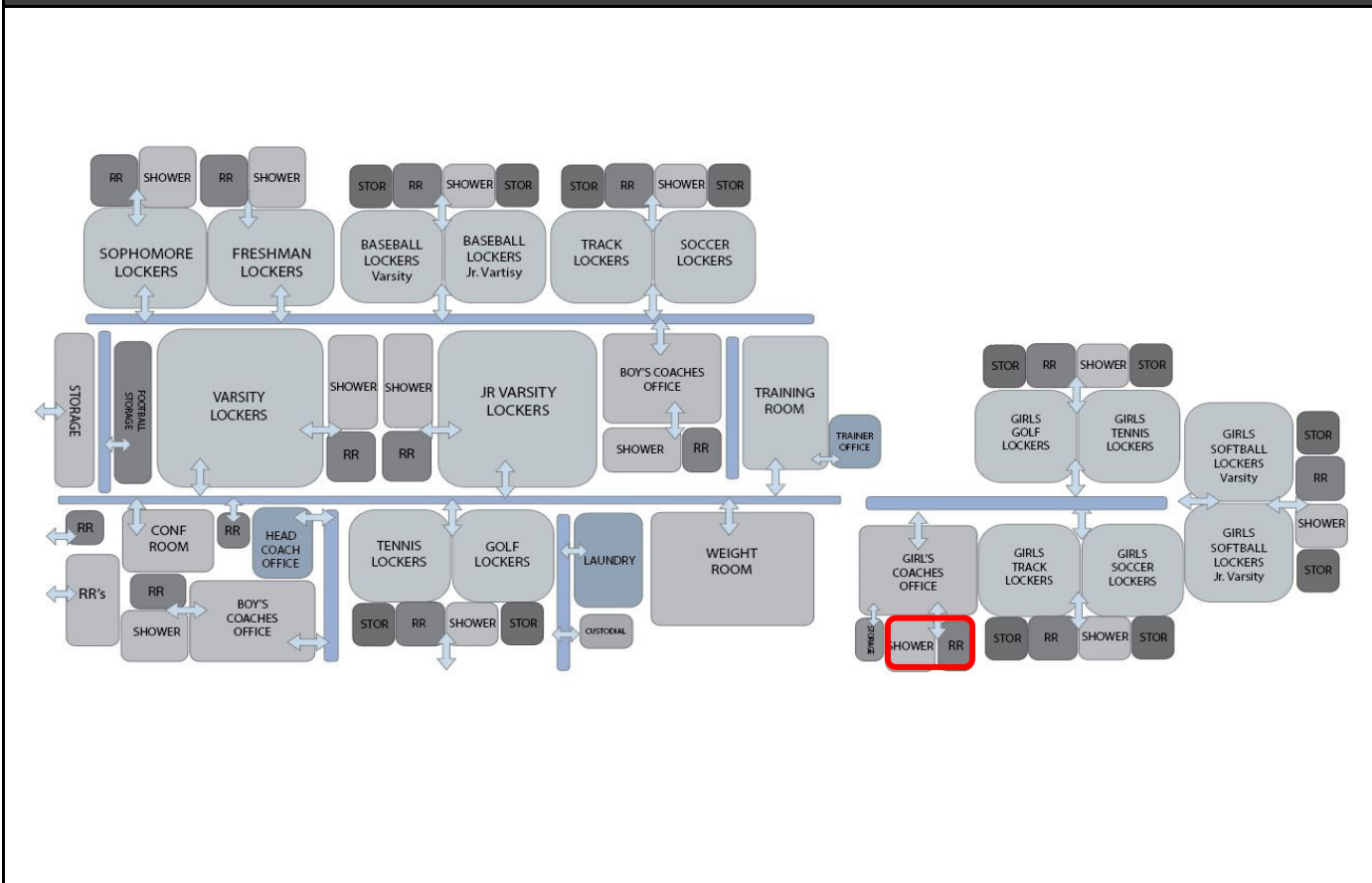
DESCRIPTION OF SPACE AND USES:

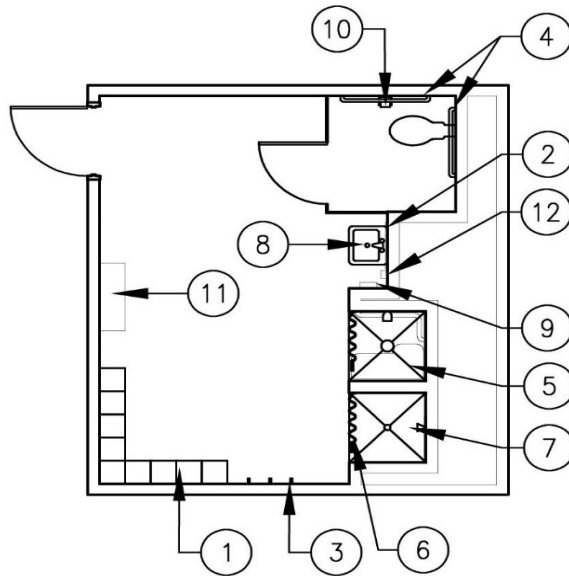
Coaches dressing area for showering and includes restrooms.

SPATIAL RELATIONSHIP:

Locate in Field House near Girls Locker Room.

RELATIONSHIP DIAGRAM





EQUIPMENT/FURNITURE

Furniture/Equipment	Tag No.	Notes	Qty.	Size	Comments
IN CONTRACT / CONTRACTOR PROVIDED					
Lockers	1	Single-tier	8	12" x 15" x 72"	
Mirror	2		1		
Hooks	3		3		
Grab Bars	4	1 in HC shower	3		
Shower Handicap Bench	5		1		
Shower Curtain	6		2		
Standing Shower	7		1		
Sink	8		1		
Furniture/Equipment					
	Tag No.	Notes	Qty.	Size	
NOT IN CONTRACT / OWNER PROVIDED					
Paper Towel Dispenser	9	Contractor installed	1		
Toilet Paper Dispenser	10	Contractor installed	1		
Bench	11		1		
Soap Dispenser	12	Contractor installed	1		

Notes:

Girl's Athletics Coaches Storage

PROGRAM SPACES

SPACES	Quantity:	Capacity	Area (SF):	Total (SF):	Comments:
Girl's Athletics Coaches Storage	1		200	200	

PROGRAM DETAILS

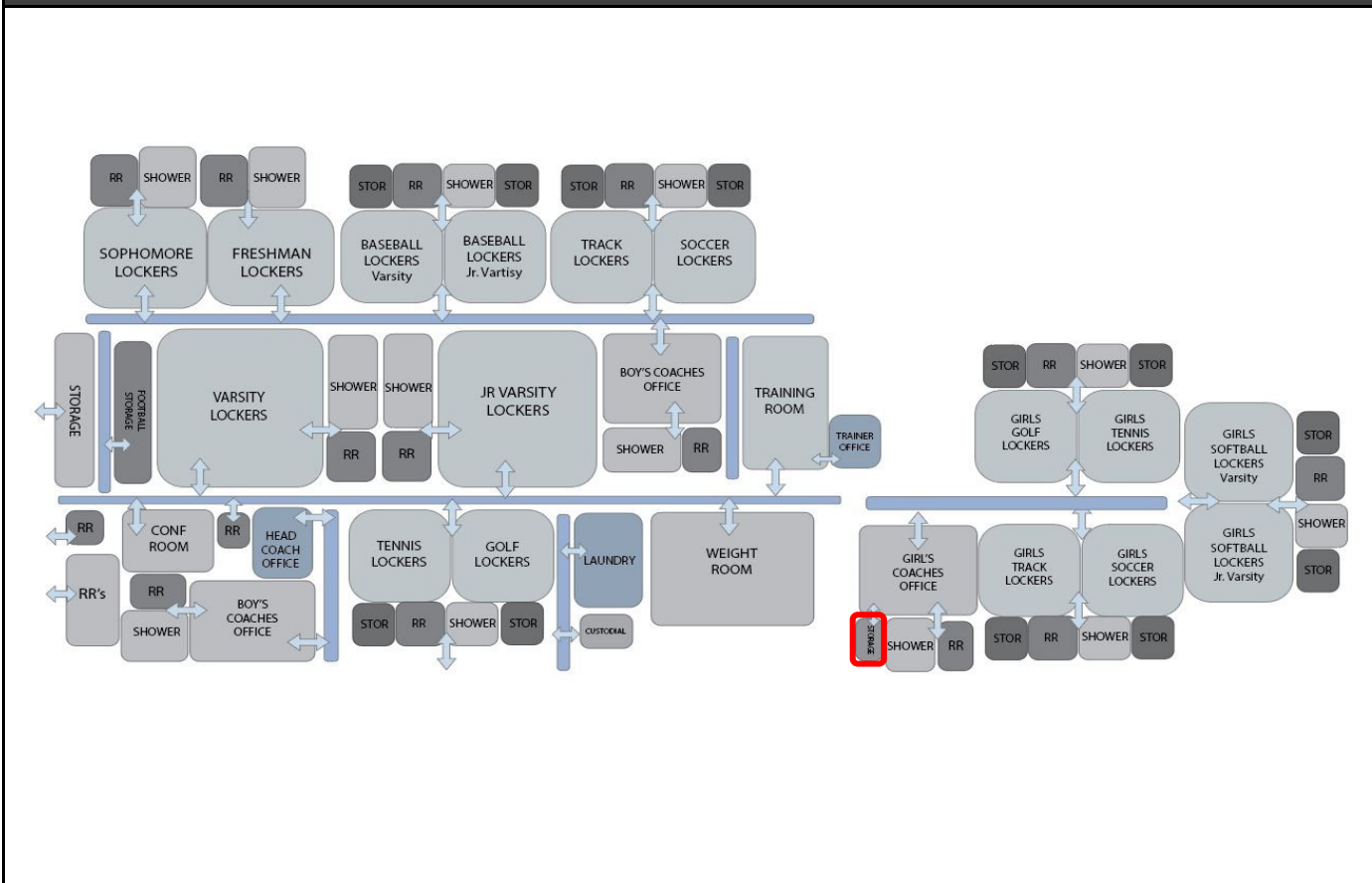
DESCRIPTION OF SPACE AND USES:

Storage of equipment/materials for coaches.

SPATIAL RELATIONSHIP:

Locate in Field House near Girls Locker Room.

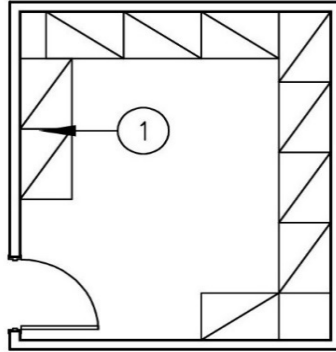
RELATIONSHIP DIAGRAM



Girl's Athletics Coaches Storage

Girl's Athletics Coaches Storage

LAYOUT



EQUIPMENT/FURNITURE

Furniture/Equipment	Tag No.	Notes	Qty.	Size	Comments
IN CONTRACT / CONTRACTOR PROVIDED					
Metal Shelving	1	Line Walls		36" x 24" x 84"	
Furniture/Equipment	Tag No.	Notes	Qty.	Size	Comments
NOT IN CONTRACT / OWNER PROVIDED					

Notes:

Blank area for notes.

Girl's Team Locker Rooms

PROGRAM SPACES

SPACES	Quantity:	Capacity	Area (SF):	Total (SF):	Comments:
Girl's Team Locker Rooms	5		800	4,000	For golf, soccer, varsity & jr. varsity softball, and tennis

PROGRAM DETAILS

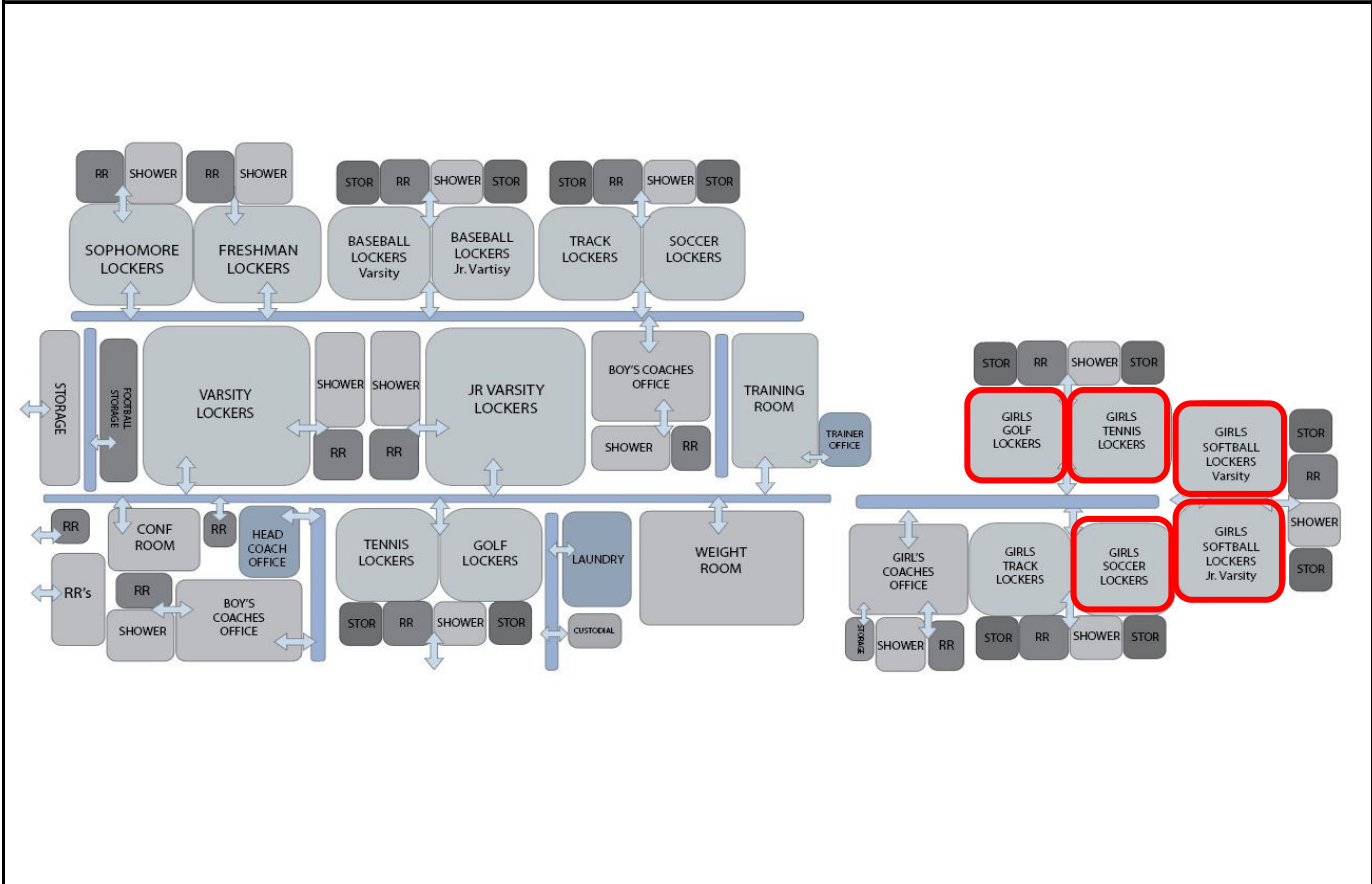
DESCRIPTION OF SPACE AND USES:

Locker room, dressing and changing.

SPATIAL RELATIONSHIP:

Locate in Field House near Girl's Coaches.

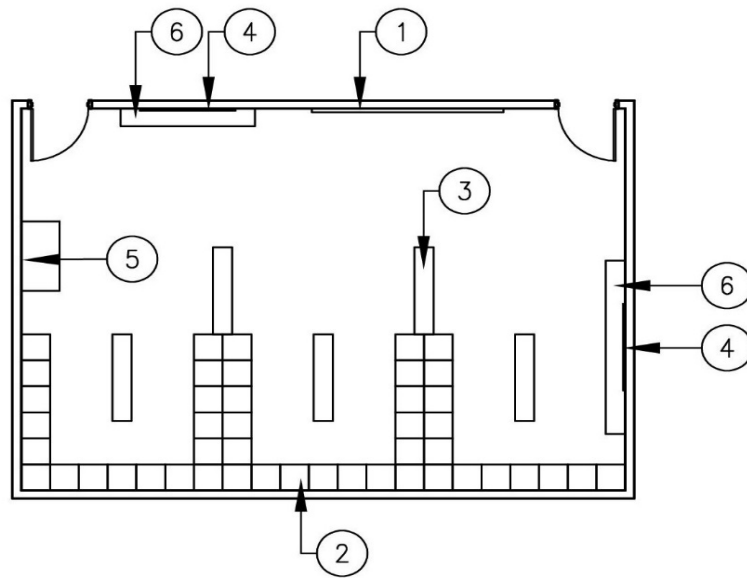
RELATIONSHIP DIAGRAM



Girl's Team Locker Rooms

Girl's Team Locker Rooms

LAYOUT



EQUIPMENT/FURNITURE

Furniture/Equipment	Tag No.	Notes	Qty.	Size	Comments
IN CONTRACT / CONTRACTOR PROVIDED					
Markerboard	1		1	5' x 10'	
Lockers	2		45	18" x 18" x 36"	
Benches	3	locate along lockers	5		
Mirror	4		2	2' x 5'	
Handicap Bench	5		1		
Shelf	6	Mount at 34"; provide electrical outlets above	2		

Furniture/Equipment	Tag No.	Notes	Qty.	Size	Comments
---------------------	---------	-------	------	------	----------

NOT IN CONTRACT / OWNER PROVIDED

Notes:

1. Arrange lockers to maximize supervision.
2. Provide additional electrical outlets for hair drying.

Girl's Track & Field Locker Room

PROGRAM SPACES

SPACES	Quantity:	Capacity	Area (SF):	Total (SF):	Comments:
Girl's Track & Field Locker Room	1		800	800	

PROGRAM DETAILS

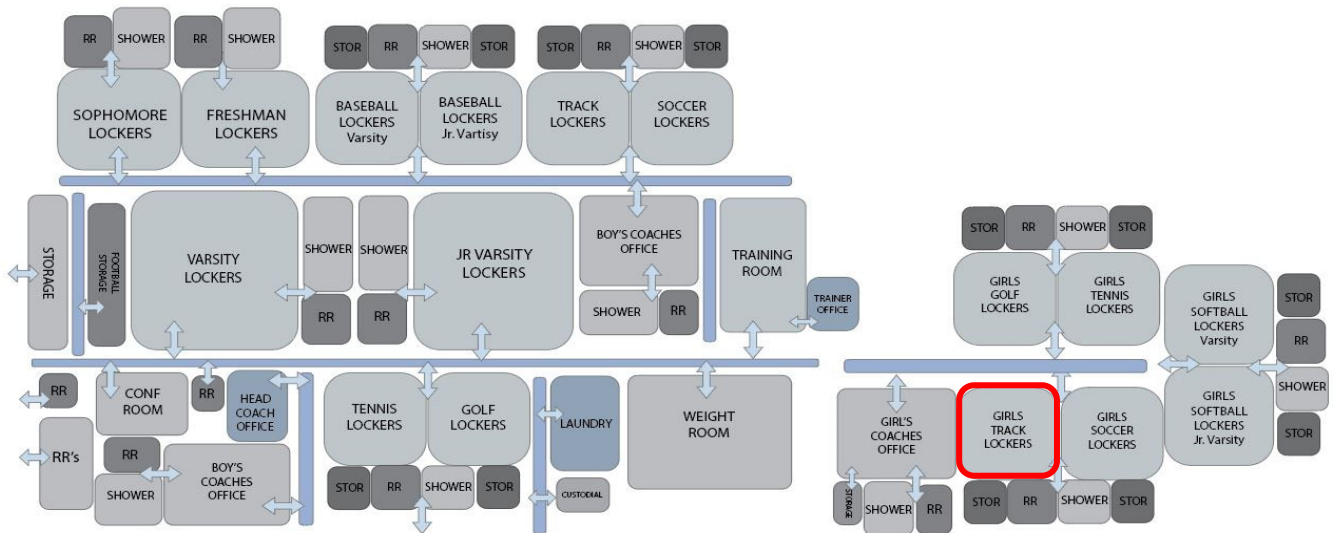
DESCRIPTION OF SPACE AND USES:

Locker room, dressing and changing.

SPATIAL RELATIONSHIP:

Locate in Field House near Girl's Coaches.

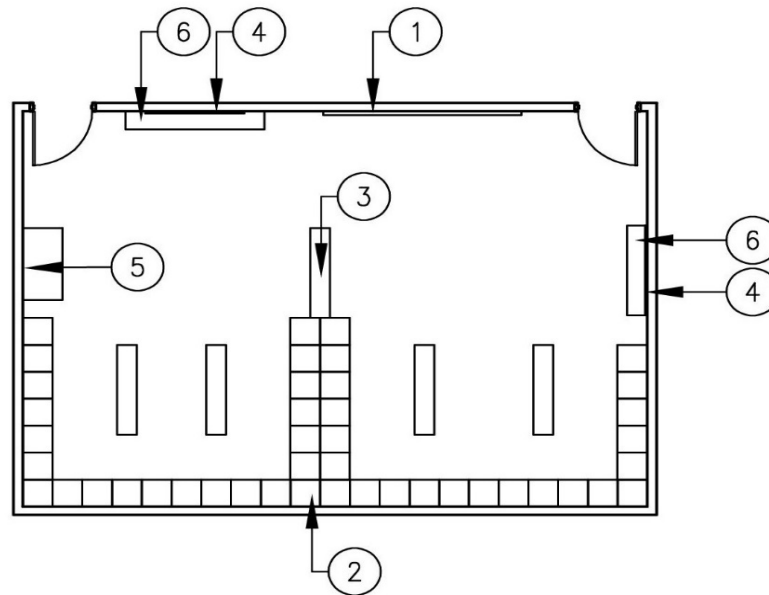
RELATIONSHIP DIAGRAM



Girl's Track & Field Locker Room

Girl's Track & Field Locker Room

LAYOUT



EQUIPMENT/FURNITURE

Furniture/Equipment	Tag No.	Notes	Qty.	Size	Comments
IN CONTRACT / CONTRACTOR PROVIDED					
Markerboard	1		1	5' x 10'	
Lockers	2	2-tier	80	18" x 18" x 36"	
Benches	3	locate along lockers	5		
Mirror	4		2	2' x 5'	
Handicap Bench	5		1		
Shelf	6	Mount at 34"; provide electrical outlets above	2		

Furniture/Equipment	Tag No.	Notes	Qty.	Size	Comments
---------------------	---------	-------	------	------	----------

NOT IN CONTRACT / OWNER PROVIDED

Notes:

1. Arrange lockers to maximize supervision.
2. Provide additional electrical outlets for hair drying.

Girl's Team Storage

PROGRAM SPACES

SPACES	Quantity:	Capacity	Area (SF):	Total (SF):	Comments:
Girl's Team Storage	6		200	1,200	For track, soccer, tennis, golf, and varsity & jr. varsity softball.

PROGRAM DETAILS

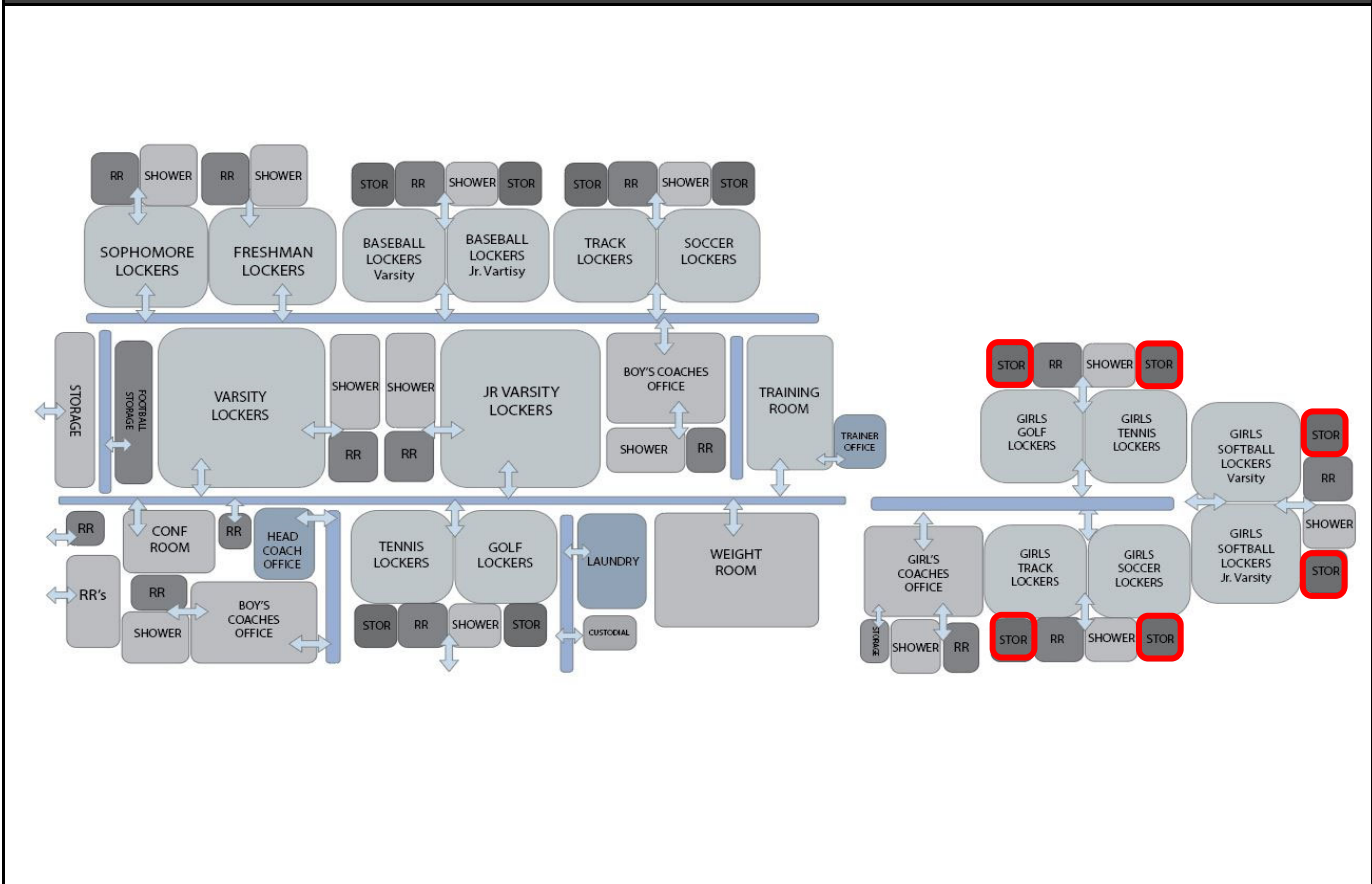
DESCRIPTION OF SPACE AND USES:

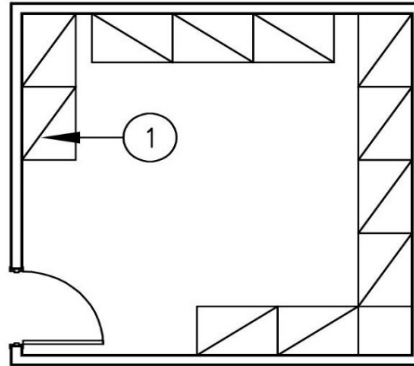
Storage rooms for equipment, uniforms, etc. for each sports teams

SPATIAL RELATIONSHIP:

Locate in Field House directly adjacent to team locker room.

RELATIONSHIP DIAGRAM





EQUIPMENT/FURNITURE

Furniture/Equipment	Tag No.	Notes	Qty.	Size	Comments
---------------------	---------	-------	------	------	----------

IN CONTRACT / CONTRACTOR PROVIDED

Metal Shelving	1	Line Walls		36" x 24" x 84"	

Furniture/Equipment	Tag No.	Notes	Qty.	Size	
---------------------	---------	-------	------	------	--

NOT IN CONTRACT / OWNER PROVIDED

Notes:

Girl's Team Showers

PROGRAM SPACES

SPACES	Quantity:	Capacity	Area (SF):	Total (SF):	Comments:
Girl's Team Showers	3		360	1,080	For track, soccer, tennis, golf, and varsity & jr. varsity softball.

PROGRAM DETAILS

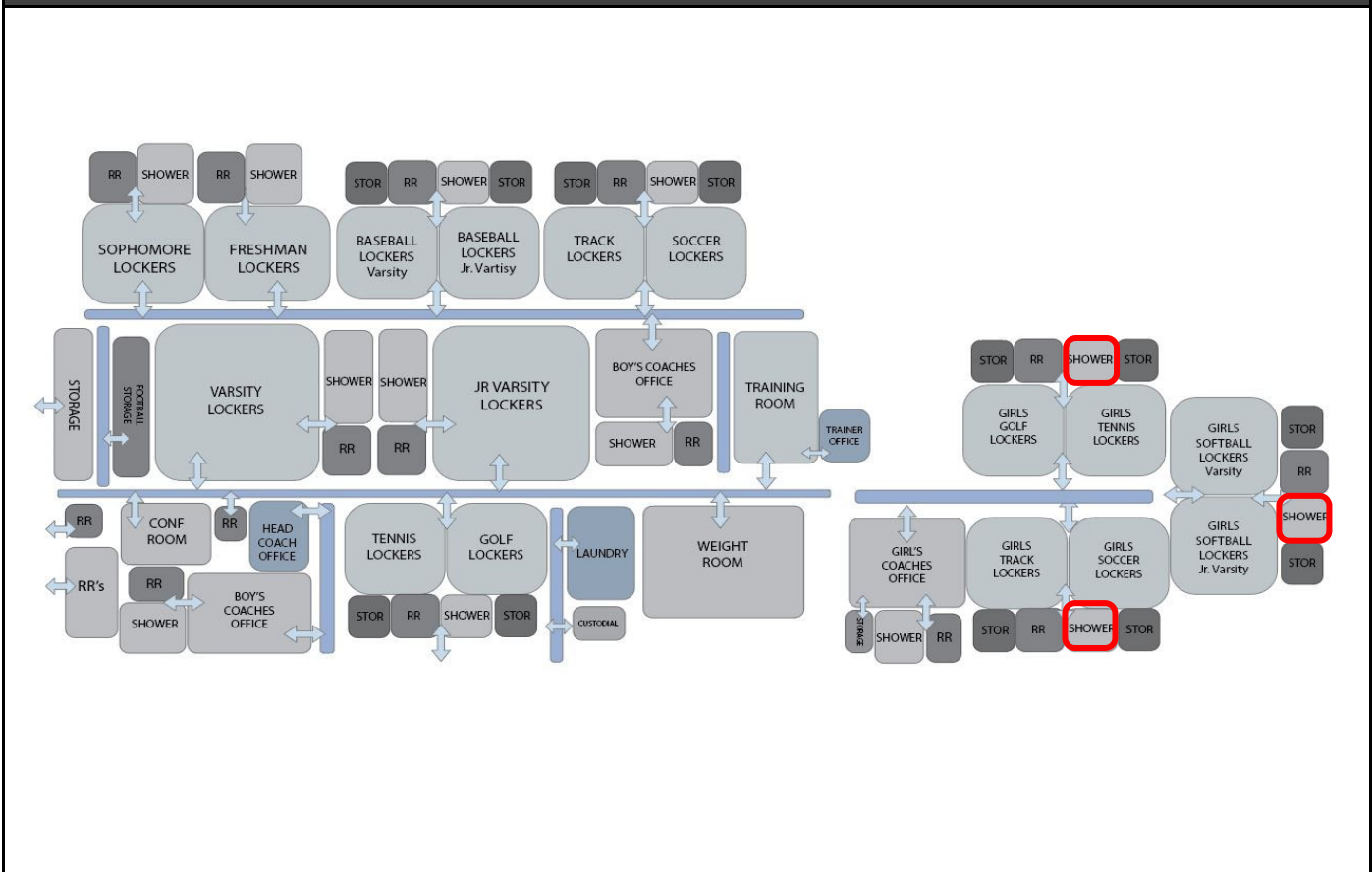
DESCRIPTION OF SPACE AND USES:

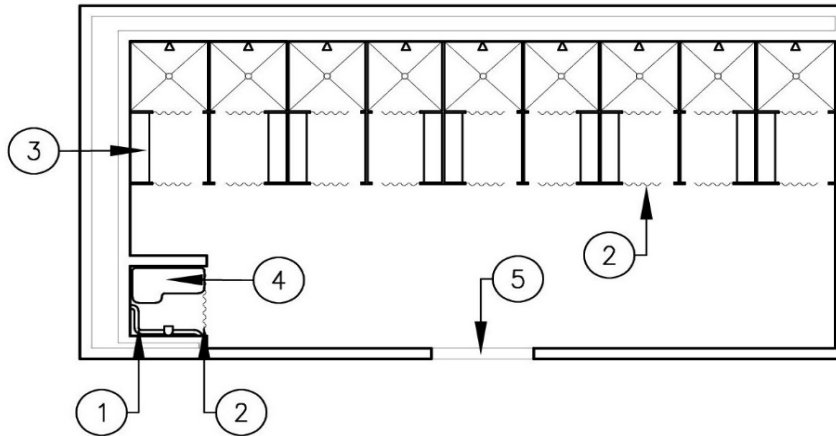
Shower rooms, one per two sports teams.

SPATIAL RELATIONSHIP:

Locate in Field House directly adjacent to team locker room.

RELATIONSHIP DIAGRAM





EQUIPMENT/FURNITURE

Furniture/Equipment	Tag No.	Notes	Qty.	Size	Comments
---------------------	---------	-------	------	------	----------

IN CONTRACT / CONTRACTOR PROVIDED

Grab Bars	1		2		
Shower Curtain	2		19		
Shower Bench	3		9		
Handicap Shower Bench	4		1		
Marble Threshold	5	1/2" high	1		

Furniture/Equipment	Tag No.	Notes	Qty.	Size	Comments
---------------------	---------	-------	------	------	----------

NOT IN CONTRACT / OWNER PROVIDED

Notes:

Girl's Team Restrooms

PROGRAM SPACES

SPACES	Quantity:	Capacity	Area (SF):	Total (SF):	Comments:
Girl's Team Restrooms	3		360	1,080	For track, soccer, tennis, golf, and varsity & jr. varsity softball.

PROGRAM DETAILS

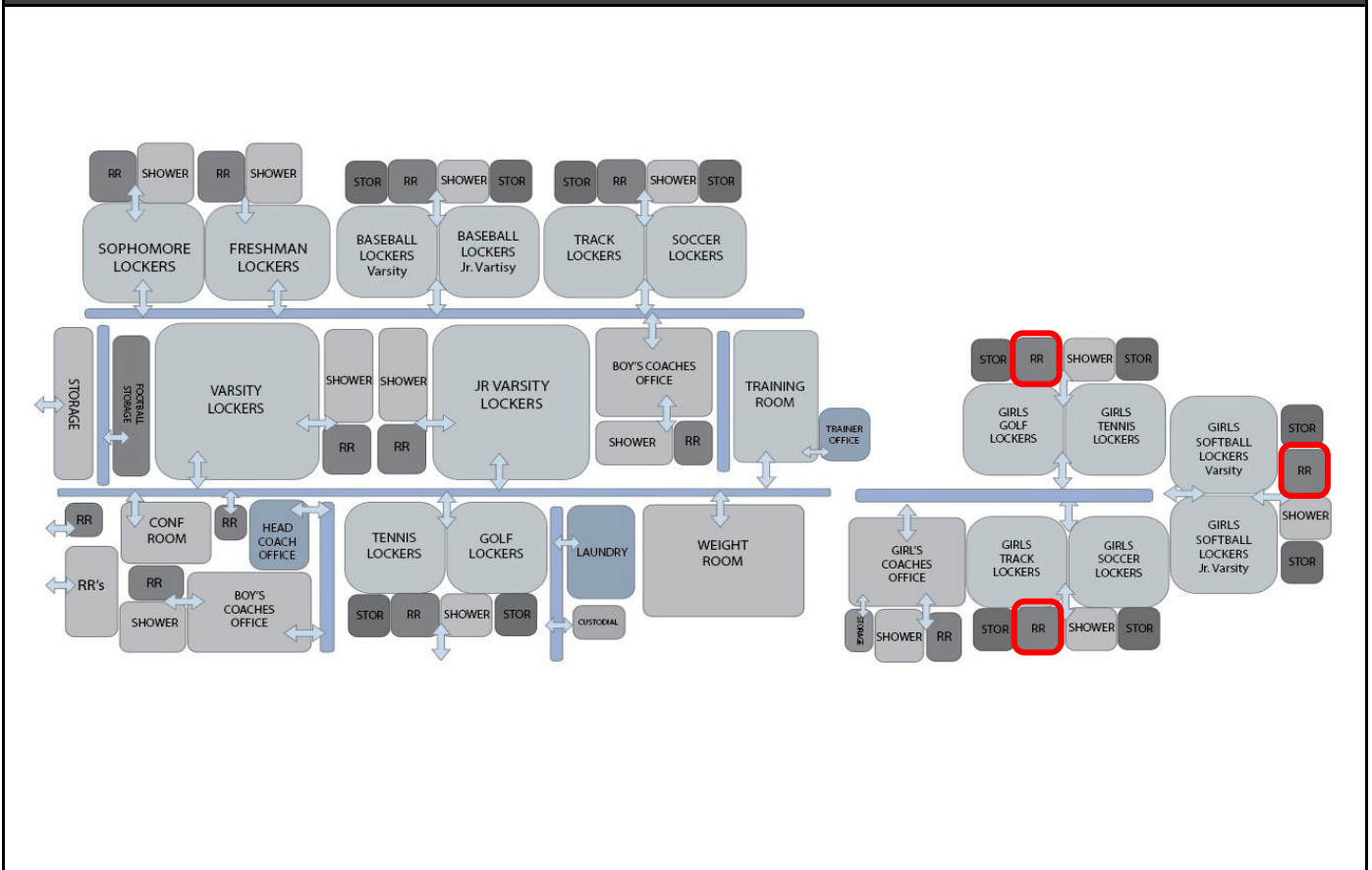
DESCRIPTION OF SPACE AND USES:

Restrooms, one per two sports teams.

SPATIAL RELATIONSHIP:

Locate in Field House directly adjacent to team locker room.

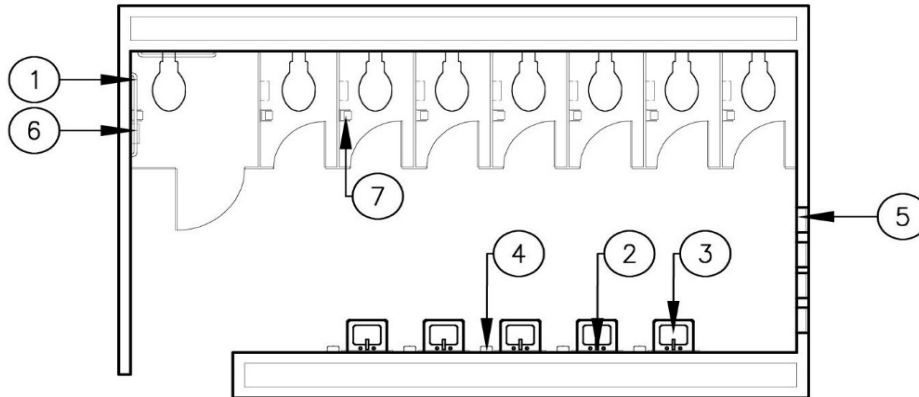
RELATIONSHIP DIAGRAM



Girl's Team Restrooms

Girl's Team Restrooms

LAYOUT



EQUIPMENT/FURNITURE

Furniture/Equipment	Tag No.	Notes	Qty.	Size	Comments
---------------------	---------	-------	------	------	----------

IN CONTRACT / CONTRACTOR PROVIDED

Grab Bars	1		2		
Mirror	2		1		
Sink	3		5		

Furniture/Equipment	Tag No.	Notes	Qty.	Size	
---------------------	---------	-------	------	------	--

NOT IN CONTRACT / OWNER PROVIDED

Soap Dispenser	4	Contractor installed	5		
Paper Towel Dispenser	5	Contractor installed	4		
Feminine Napkin Disposal	6	Contractor installed	8		
Toilet Paper Dispenser	7	Contractor installed	8		

Notes:



CAFETERIA / KITCHEN / CUSTODIAL



1. PROGRAM DESCRIPTION

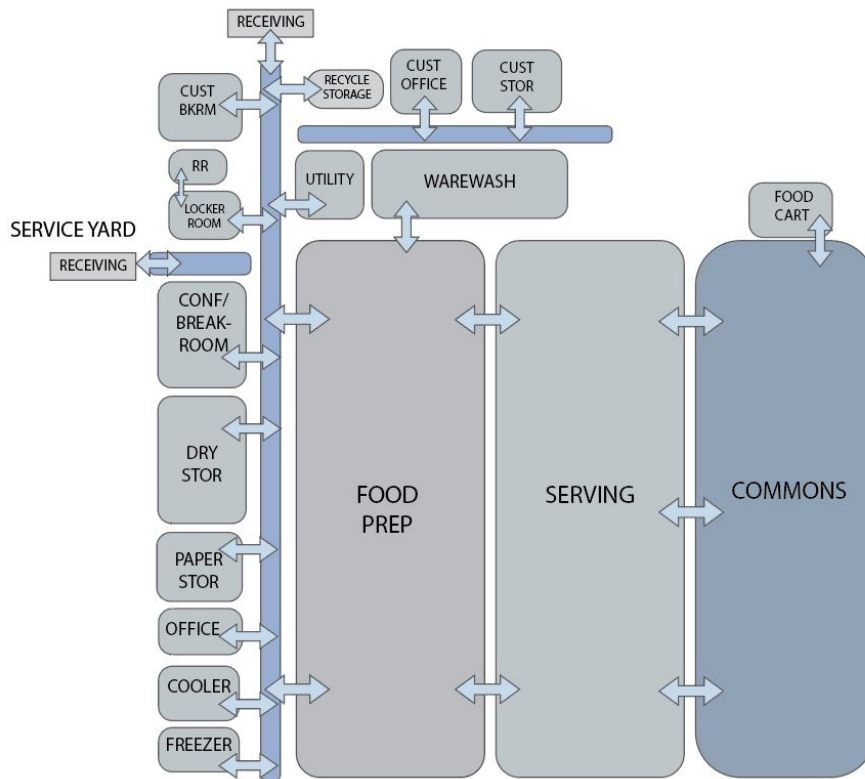
The Cafeteria/Commons space for high school campuses shall serve as student dining area as well as school assembly space and after-hours community meeting space (PTA, etc.). FBISD often rents this space to 'not for profit' groups as well known as 'Enterprise Program'. Restrooms shall be provided near/adjacent to the cafeteria space for public use.



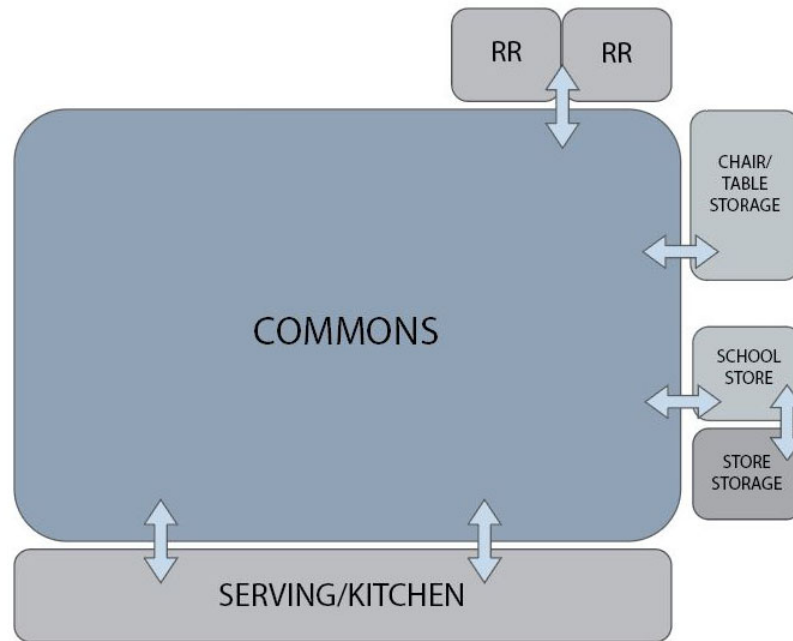
Kitchen space includes serving lines, cooking/prep areas as well as storage and main custodial spaces. As is standard throughout Fort Bend ISD, all food is prepared fresh; no order prepared or pre-cooked foods, therefore design and layout of kitchen and equipment must be coordinated and approved by FBISD Child Nutrition Department.

Serving and kitchen spaces should be designed in conjunction with a Food Services Consultant. Chair/table storage are also located in within the cafeteria space.

2. SPATIAL RELATIONSHIPS & ADJACENCIES



CAFETERIA/KITCHEN/CUSTODIAL



3. PROGRAM OF SPACE

Space/Function	Qty	SF	Total SF	Notes
CAFETERIA / KITCHEN / ANCILLARY				
Cafeteria / Student Dining				
Cafeteria/Commons	1	15,000	15,000	
Chair/Table Storage	1	800	800	
Student RR's	2	320	640	One boy's and one girl's
School Store	1	150	150	
School Store Storage	1	150	150	
Kitchen				
Serving Area	1	2,500	2,500	
Food Preparation	1	3,000	3,000	
Dry Food Storage	1	400	400	
Manager's Office	1	100	100	
Walk-in Cooler	1	315	315	
Walk-in Freezer	1	215	215	
Receiving	1	100	100	
Locker Room	1	100	100	
Staff Restroom	1	100	100	
Warewash	1	400	400	
Utility Room	1	100	100	
Service Yard	1	0	0	
Paper Storage	1	180	180	
Food Cart Vending	1	150	150	
Conference / Breakroom	1	200	200	

CAFETERIA/KITCHEN/CUSTODIAL

Space/Function	Qty	SF	Total SF	Notes
Ancillary / Custodial				
Custodial Breakroom	1	200	200	
Custodial Office	1	180	180	
Custodial Closets	8	60	480	Located throughout building
Custodial Receiving	1	500	500	
Custodial Storage	1	200	200	
CAFETERIA / KITCHEN / ANCILLARY SUBTOTAL:			25,760	SF

4. FINISHES

	Walls				Floor		Ceiling		REMARKS
	Impact Resistant	Tile	Painted Gypsum	Painted CMU	Hard Surface	Tile	2x2 Acoustical Lay-In	Exposed	
Cafeteria / Student Dining									
Cafeteria/Commons	X				X			X	
Chair/Table Storage	X		X		X		X		
Student RR's		X				X	X		
School Store	X				X		X		
School Store Storage	X				X		X		
Kitchen									
Conference / Breakroom	X				X		X		
Dry Food Storage	X				X		X		
Food Cart Vending	X				X		X		
Food Preparation/Serving	X					X	X		
Serving Area		X				X	X		
Kitchen Laundry	X					X	X		
Manager's Office	X		X		X		X		
Paper Storage	X				X		X		
Receiving				X	X		X		
Staff Locker Room / RR			X		X		X		
Walk-in Cooler/Walk-in Freezer	X				X			X	As recommended by manufacturer
Warewash		X				X	X		

CAFETERIA/KITCHEN/CUSTODIAL

	Walls						Ceiling		REMARKS
	Impact Resistant	Tile	Painted Gypsum	Painted CMU	Hard Surface	Tile	2x2 Acoustical Lay-In	Exposed	
Ancillary / Custodial									
Custodial Breakroom	X				X		X		
Custodial Office	X						X		
Custodial Closets				X	X	X		X	
Custodial Receiving				X	X		X		
Custodial Storage	X				X			X	

*All surfaces in kitchen area to be washable and comply with Fort Bend City Health Department.

Cafeteria/Commons

PROGRAM SPACES

SPACES	Quantity:	Capacity	Area (SF):	Total (SF):	Comments:
Cafeteria/Commons	1	1,000 with tables & chairs; 1,875 with chairs only	15,000	15,000	Cafeteria used after hours, secure academic area with overhead gates.

PROGRAM DETAILS

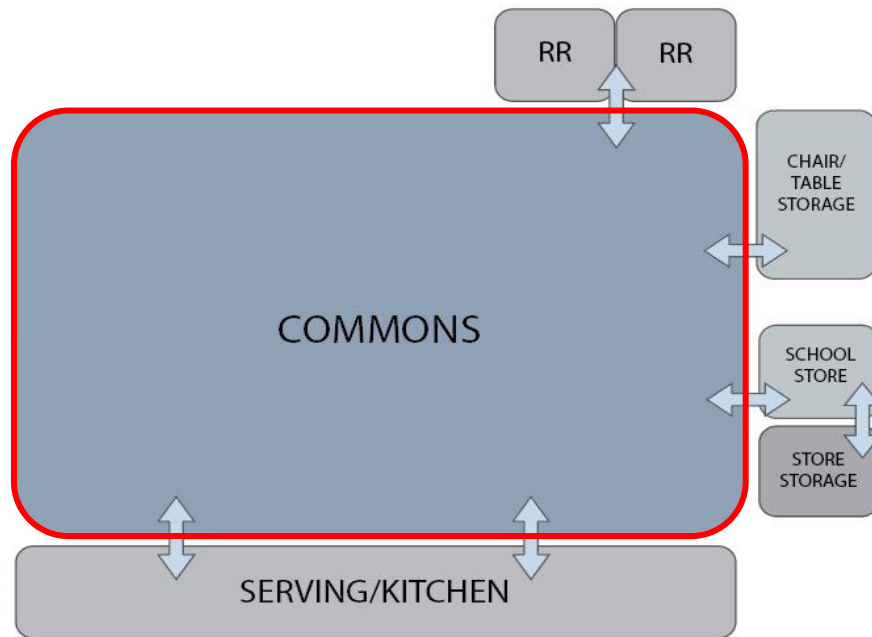
DESCRIPTION OF SPACE AND USES:

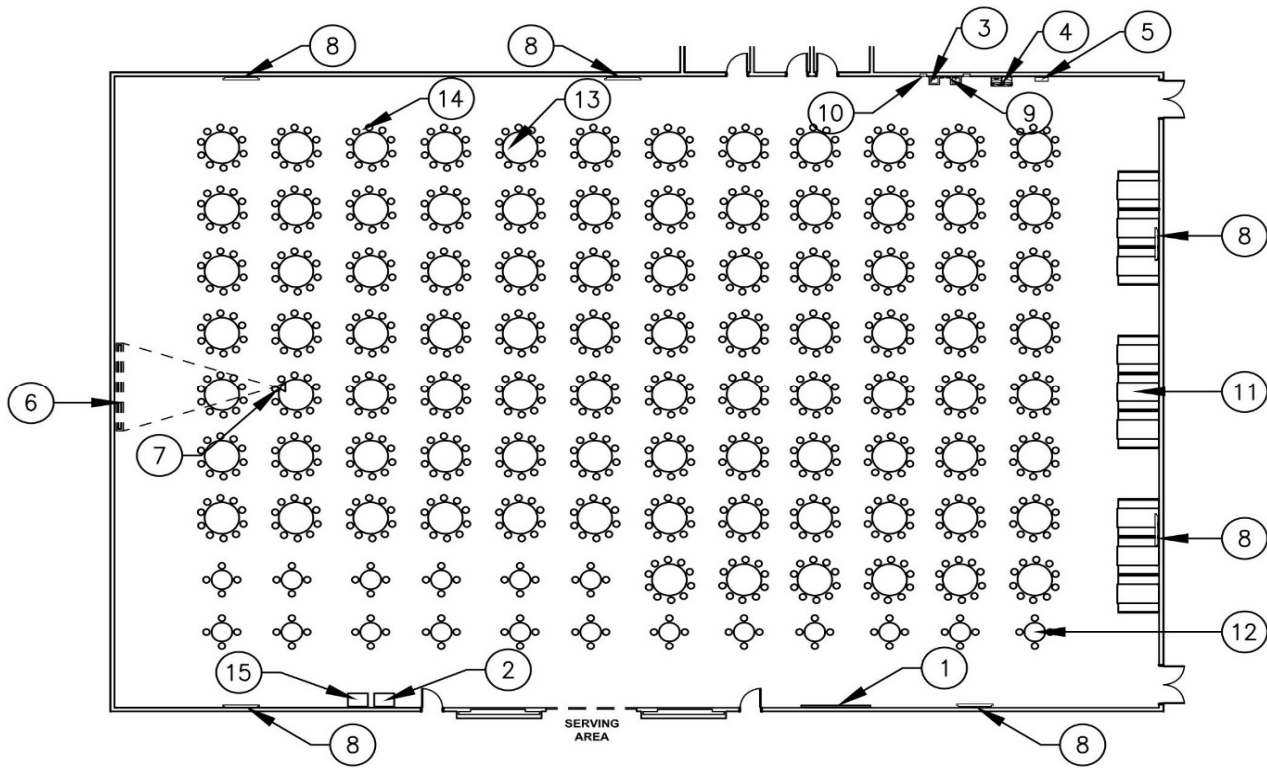
Cafeteria is used for student dining, indoor activities, and performances for students as well as after use for PTA meetings, use by non-profit groups, etc.

SPATIAL RELATIONSHIP:

Cafeteria to be easily accessible from bus pick up area and main entry to school. Provide chair and table storage, and locate close to restrooms.

RELATIONSHIP DIAGRAM





EQUIPMENT/FURNITURE

Furniture/Equipment	Tag No.	Notes	Qty.	Size	Comments
IN CONTRACT / CONTRACTOR PROVIDED					
Markerboard	1		1	5' x 10'	
TDLR Assistive Listening Devices	2	Based on Capacity			
Sink	3	Hand washing	2		
Drinking Fountain	4		2		
DMX Controls	5	Coordinate location with Technology	1		
Projection Screen	6		1		
Projection Device	7		1		
Large Area Display Technology	8		6		

Cafeteria/Commons					
Furniture/Equipment	Tag No.	Notes	Qty.	Size	Comments
NOT IN CONTRACT / OWNER PROVIDED					
Soap Dispenser	9	Contractor installed	2		
Paper Towel Dispenser	10	Contractor installed	1		
Booth Seating	11		9		
High Table and Stools	12	Counter height	18 sets		
Cafeteria Table	13		90		
Cafeteria Chair	14		900		
Cafeteria/Gym Tool Set	15		1		
Notes:					
<ol style="list-style-type: none"> 1. Cafeteria is rented to non-profit agencies after hours per FBISD policy. 2. Utilize colors to enhance the dining experience. 3. Utilize super graphics to create visual interest. 4. Consult with acoustician during design to ensure quality of acoustical design in room. 5. Provide projection devices throughout room, at columns or walls to ensure good visibility from all areas of the room. 6. Provide plenty of charging stations. 					

Chair/Table Storage

PROGRAM SPACES

SPACES	Quantity:	Capacity	Area (SF):	Total (SF):	Comments:
Chair/Table Storage	1		800	800	

PROGRAM DETAILS

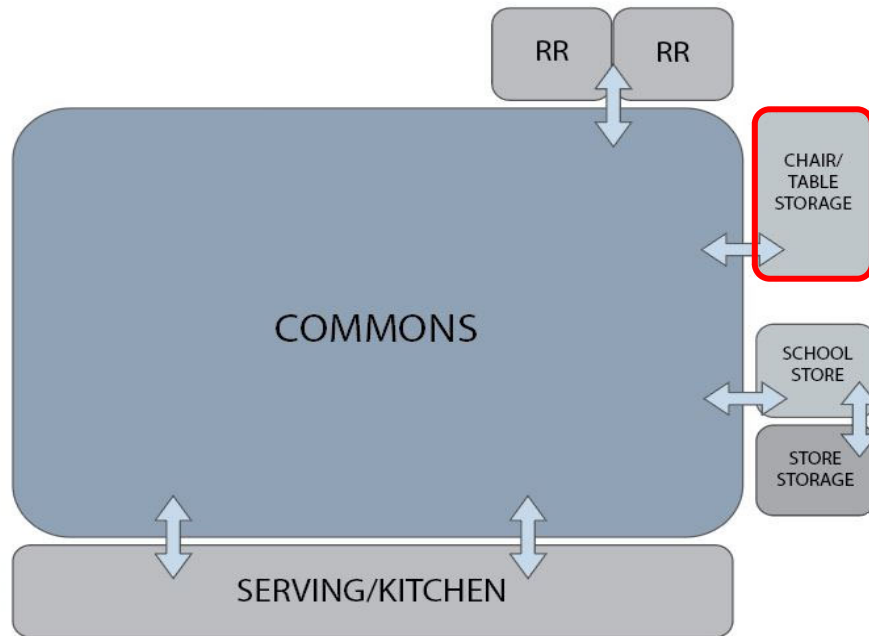
DESCRIPTION OF SPACE AND USES:

Storage of cafeteria tables and Chair.

SPATIAL RELATIONSHIP:

Locate directly accessible to cafeteria.


RELATIONSHIP DIAGRAM



Chair/Table Storage

Chair/Table Storage

LAYOUT



EQUIPMENT/FURNITURE

Furniture/Equipment	Tag No.	Notes	Qty.	Size	Comments
---------------------	---------	-------	------	------	----------

IN CONTRACT / CONTRACTOR PROVIDED

Furniture/Equipment	Tag No.	Notes	Qty.	Size	Comments
---------------------	---------	-------	------	------	----------

NOT IN CONTRACT / OWNER PROVIDED

Chair dollies		Provide as needed per dolly manufacturer			

Notes:

Restrooms

PROGRAM SPACES

SPACES	Quantity:	Capacity	Area (SF):	Total (SF):	Comments:
Restrooms	2		320	640	One set for girls, one for boys

PROGRAM DETAILS

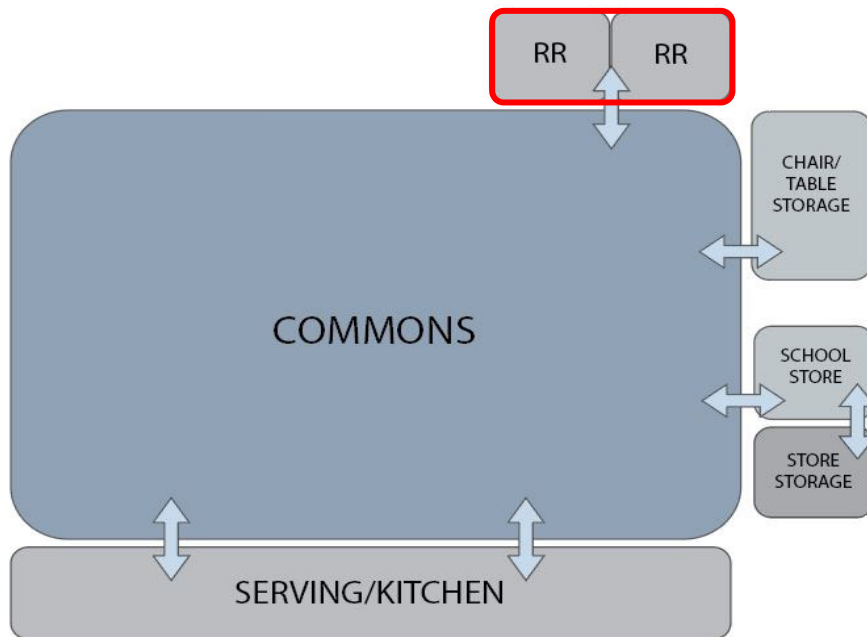
DESCRIPTION OF SPACE AND USES:

Restrooms for commons/cafeteria area during and after hours use.

SPATIAL RELATIONSHIP:

Locate by commons/cafeteria directly off main hallway.

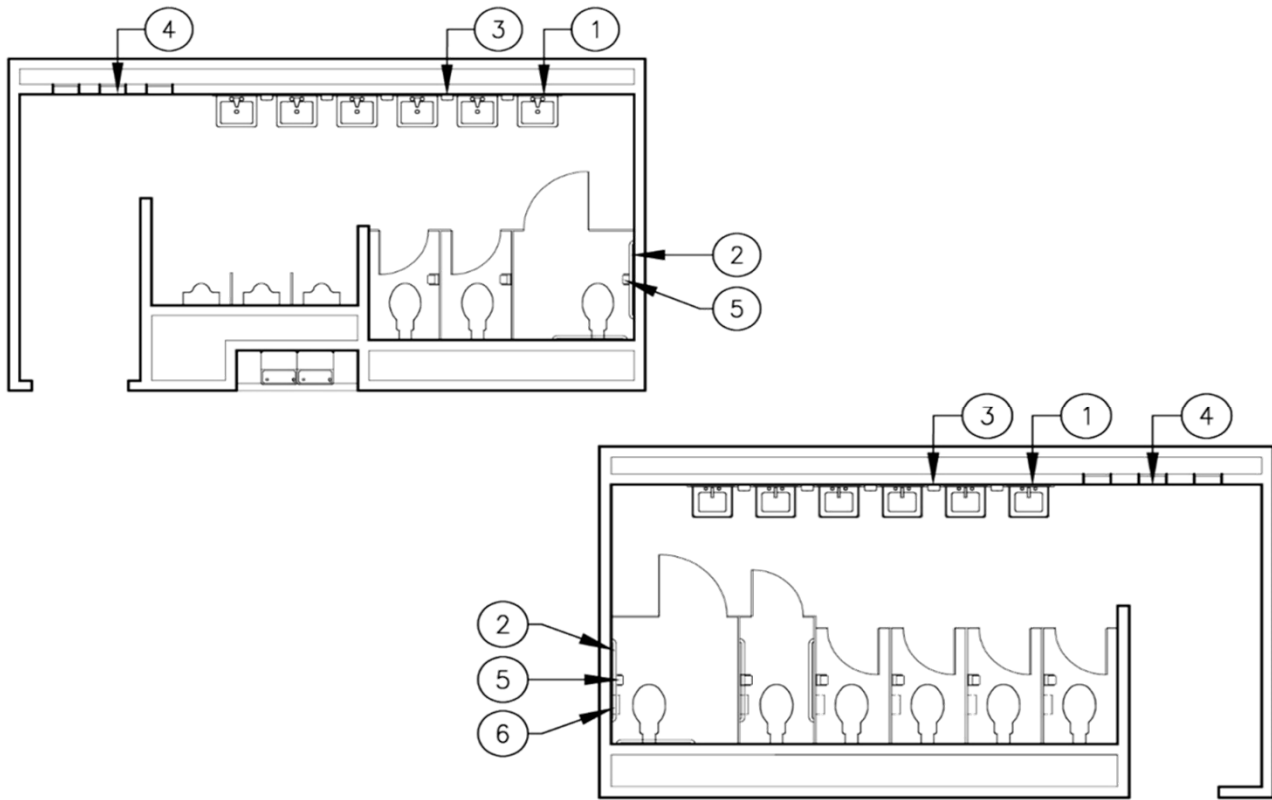
RELATIONSHIP DIAGRAM



Restrooms

Restrooms

LAYOUT



Furniture/Equipment	Tag No.	Notes	Qty.	Size	Comments
---------------------	---------	-------	------	------	----------

IN CONTRACT / CONTRACTOR PROVIDED

Mirror	1		1		
Grab Bars	2		2		

Furniture/Equipment	Tag No.	Notes	Qty.	Size	Comments
---------------------	---------	-------	------	------	----------

NOT IN CONTRACT / OWNER PROVIDED

Soap Dispenser	3	Contractor installed	5		
Paper Towel Dispenser	4	Contractor installed	3		
Toilet Paper Dispenser	5	Contractor installed	6		
Feminine Napkin Disposal (Girls Only)	6	Contractor installed	6		

Notes:

1. Two stalls (minimum) per restroom.

PROGRAM SPACES

SPACES	Quantity:	Capacity	Area (SF):	Total (SF):	Comments:
School Store	1		150	150	

PROGRAM DETAILS

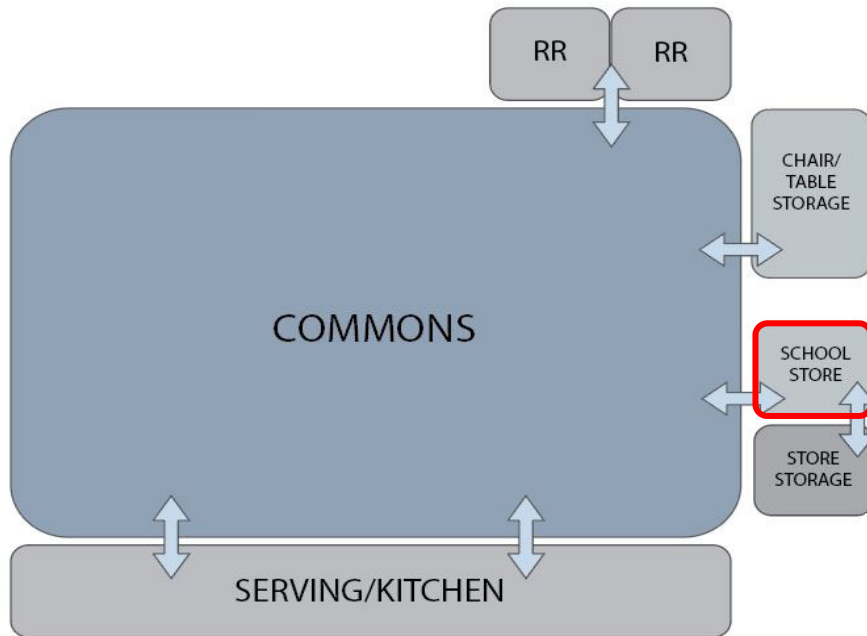
DESCRIPTION OF SPACE AND USES:

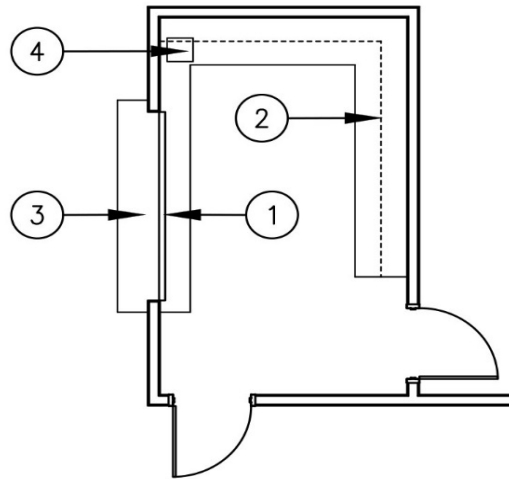
Merchandising and sales of spirit wear and supplies.

SPATIAL RELATIONSHIP:

Locate close to commons, accessible from main hallway.

RELATIONSHIP DIAGRAM





EQUIPMENT/FURNITURE

Furniture/Equipment	Tag No.	Notes	Qty.	Size	Comments
---------------------	---------	-------	------	------	----------

IN CONTRACT / CONTRACTOR PROVIDED

Overhead Counter Door	1		1		
Upper and Lower Cabinets	2		1		
Transaction Counter	3		1	14" deep	

Furniture/Equipment	Tag No.	Notes	Qty.	Size	Comments
---------------------	---------	-------	------	------	----------

NOT IN CONTRACT / OWNER PROVIDED

Office Tool Set	4		1		

Notes:

School Store Storage

PROGRAM SPACES

SPACES	Quantity:	Capacity	Area (SF):	Total (SF):	Comments:
School Store Storage	1		150	150	

PROGRAM DETAILS

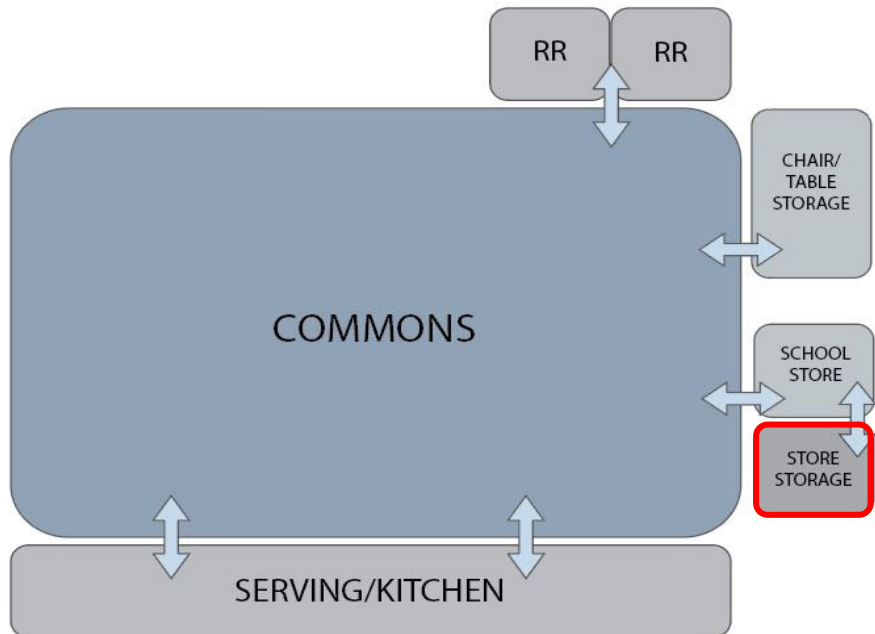
DESCRIPTION OF SPACE AND USES:

Storage of materials, goods and supplies for school store.

SPATIAL RELATIONSHIP:

Locate adjacent to the School Store in commons area.

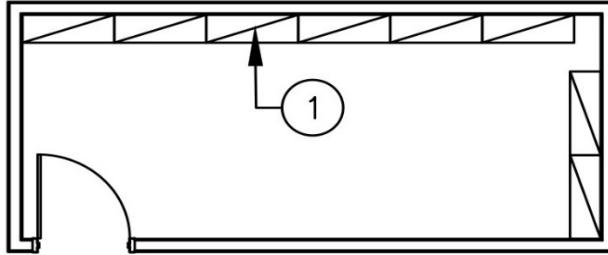
RELATIONSHIP DIAGRAM



School Store Storage

School Store Storage

LAYOUT



EQUIPMENT/FURNITURE

Furniture/Equipment	Tag No.	Notes	Qty.	Size	Comments
---------------------	---------	-------	------	------	----------

IN CONTRACT / CONTRACTOR PROVIDED

Metal Shelving	1			36" x 24" x 84"	

Furniture/Equipment	Tag No.	Notes	Qty.	Size	Comments
---------------------	---------	-------	------	------	----------

NOT IN CONTRACT / OWNER PROVIDED

Notes:

Food Serving Area

PROGRAM SPACES

SPACES	Quantity:	Capacity	Area (SF):	Total (SF):	Comments:
Food Serving Area	1		2,500	2,500	

PROGRAM DETAILS

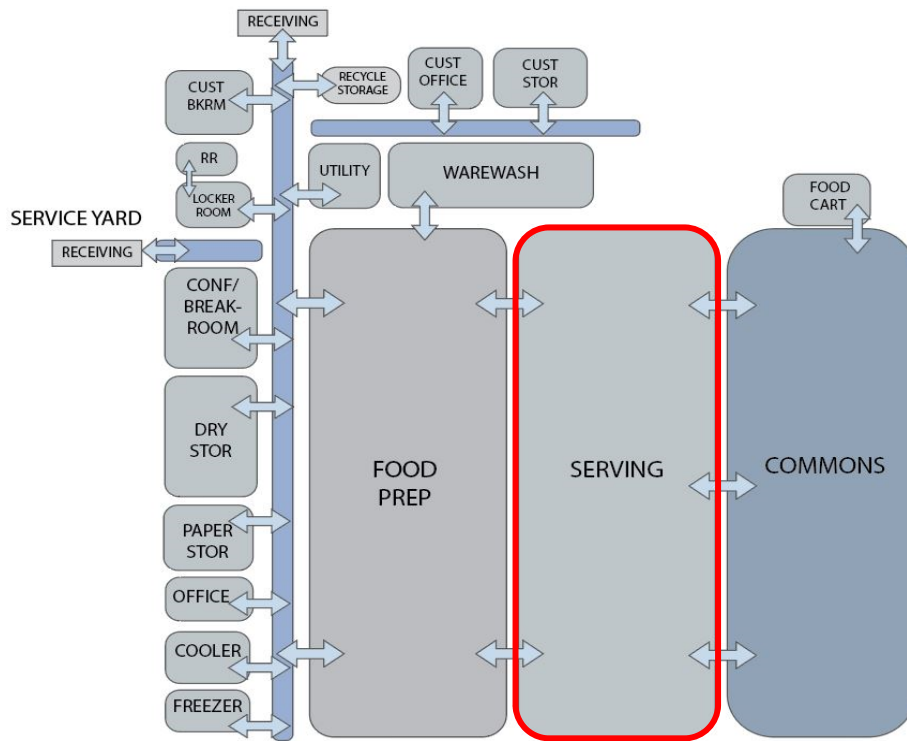
DESCRIPTION OF SPACE AND USES:

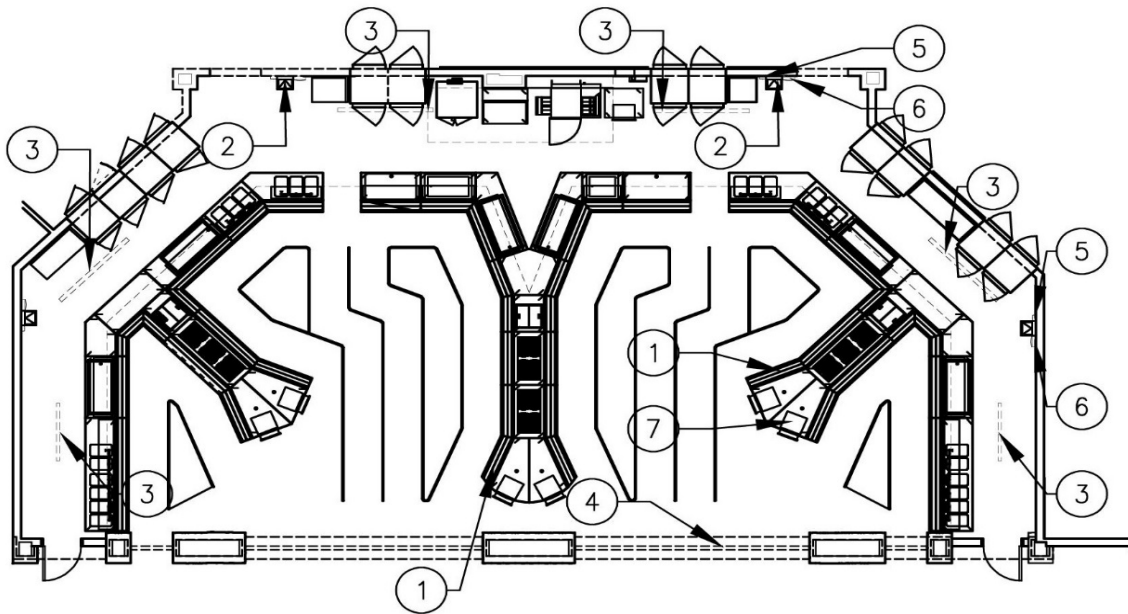
Dispensing of food, receipt of payment

SPATIAL RELATIONSHIP:

To be located between kitchen and cafeteria. Area between serving lines and kitchen preparation area should be open.

RELATIONSHIP DIAGRAM





EQUIPMENT/FURNITURE

Furniture/Equipment	Tag No.	Notes	Qty.	Size	Comments
---------------------	---------	-------	------	------	----------

IN CONTRACT / CONTRACTOR PROVIDED

Serving Lines	1	Entrances to lines on opposite sides with exits adjacent to each other, with cashiers next to each other. No scatter system allowed. Provide pony walls at serving lines. By consultant.	4	Tray rail to be 26" wide	
Sink	2		2		
Kitchen Menu System Device	3	Locate above food service equipment. Confirm locations with FBISD Child Nutrition Department.	7		
Overhead Grilles	4		2		

					Food Serving Area
Furniture/Equipment	Tag No.	Notes	Qty.	Size	Comments
NOT IN CONTRACT / OWNER PROVIDED					
Soap Dispenser	5	Contractor installed	2		
Paper Towel Dispenser	6	Contractor installed	2		
POS Registers	7	POS, Cashier, etc.	6		
Notes:					
<p>1. Layout of kitchen and equipment must be coordinated and approved by FBISD Child Nutrition Department. Shop Drawings for all equipment in the kitchen must be reviewed with FBISD Child Nutrition Department prior to approval. No changes to the kitchen layout shall be made without FBISD Child Nutrition Department approval.</p> <p>2. Provide cameras in point of sale (POS) locations.</p> <p>3. Provide robust Wi-Fi access.</p>					

Food Preparation

PROGRAM SPACES

SPACES	Quantity:	Capacity	Area (SF):	Total (SF):	Comments:
Food Preparation	1		3,000	3,000	

PROGRAM DETAILS

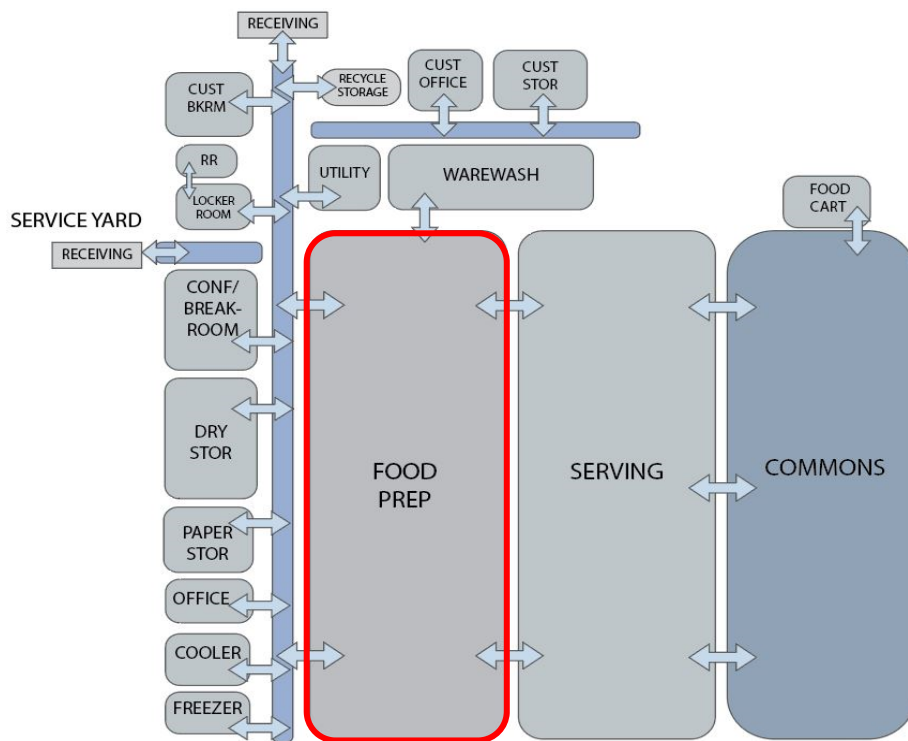
DESCRIPTION OF SPACE AND USES:

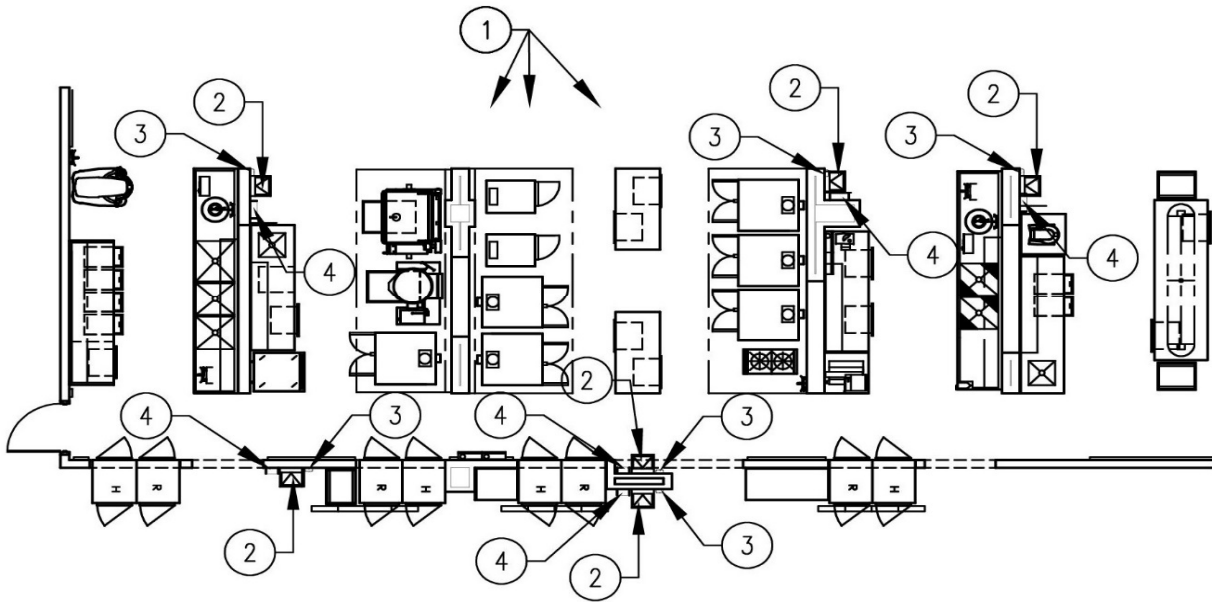
Preparing food for staff/students. Per FBISD requirements, all food is prepared fresh; no prepared or pre-cooked foods.

SPATIAL RELATIONSHIP:

To be located in kitchen behind serving lines.

RELATIONSHIP DIAGRAM





EQUIPMENT/FURNITURE

Furniture/Equipment	Tag No.	Notes	Qty.	Size	Comments
IN CONTRACT / CONTRACTOR PROVIDED					
Food Service Equipment	1	By consultant			
Sink	2		5		
Furniture/Equipment	Tag No.	Notes	Qty.	Size	Comments
NOT IN CONTRACT / OWNER PROVIDED					
Soap Dispenser	3	Contractor installed	5		
Paper Towel Dispenser	4	Contractor installed	5		

Notes:

1. Layout of kitchen and equipment must be coordinated and approved by FBISD Child Nutrition Department. Shop Drawings for all equipment in the kitchen must be reviewed with FBISD Child Nutrition Department prior to approval. No changes to the kitchen layout shall be made without FBISD Child Nutrition Department approval.

2. Provide cameras in production/preparation area.

3. Provide robust Wi-Fi access.

Dry Food Storage

PROGRAM SPACES

SPACES	Quantity:	Capacity	Area (SF):	Total (SF):	Comments:
Dry Food Storage	1		400	400	

PROGRAM DETAILS

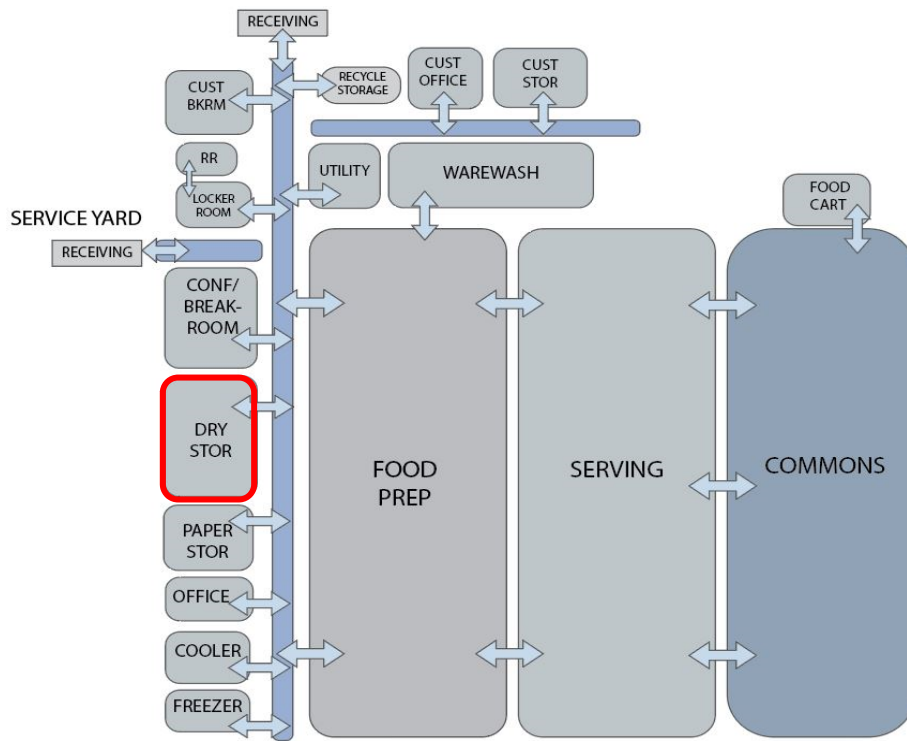
DESCRIPTION OF SPACE AND USES:

Storing of non-perishable goods and foods.

SPATIAL RELATIONSHIP:

To be located behind Food Preparation, by Freezer/Cooler units.

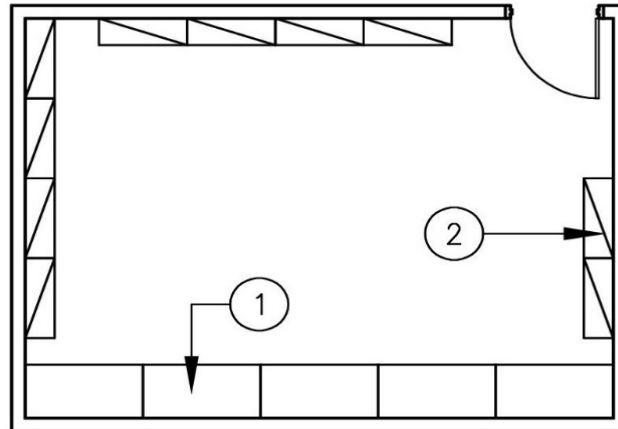
RELATIONSHIP DIAGRAM



Dry Food Storage

Dry Food Storage

LAYOUT



EQUIPMENT/FURNITURE

Furniture/Equipment	Tag No.	Notes	Qty.	Size	Comments
IN CONTRACT / CONTRACTOR PROVIDED					
Dunnage Racks	1	Line wall	1		
Metal Shelving	2			36" x 24" x 84"	

Furniture/Equipment	Tag No.	Notes	Qty.	Size	Comments
NOT IN CONTRACT / OWNER PROVIDED					

Notes:

1. Layout of kitchen and equipment must be coordinated and approved by FBISD Child Nutrition Department. Shop Drawings for all equipment in the kitchen must be reviewed with FBISD Child Nutrition Department prior to approval. No changes to the kitchen layout shall be made without FBISD Child Nutrition Department approval.

PROGRAM SPACES

SPACES	Quantity:	Capacity	Area (SF):	Total (SF):	Comments:
Manager's Office	1		100	100	

PROGRAM DETAILS

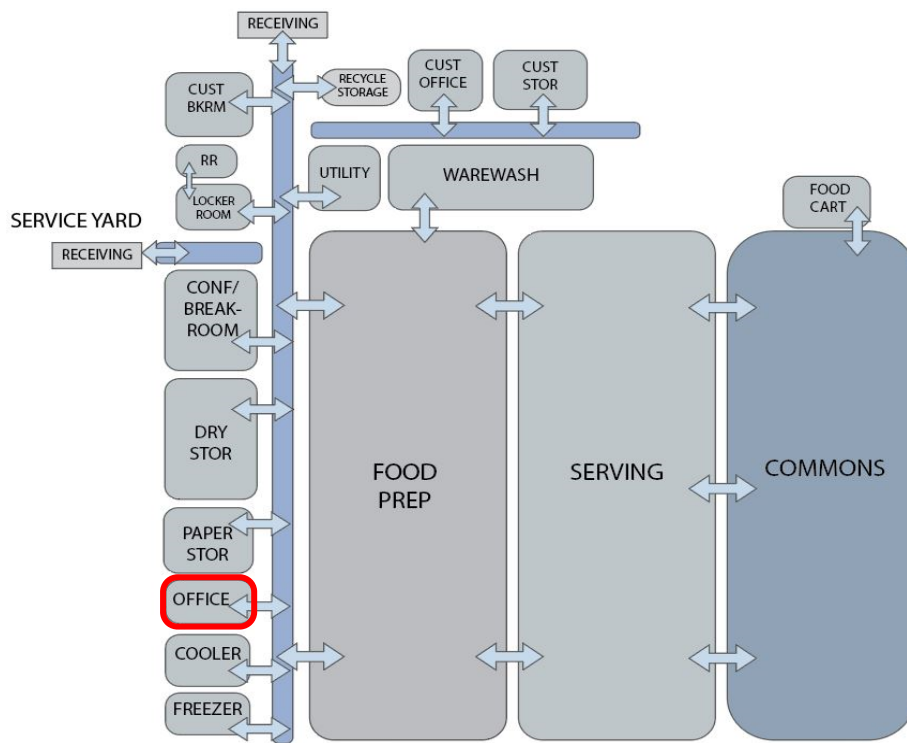
DESCRIPTION OF SPACE AND USES:

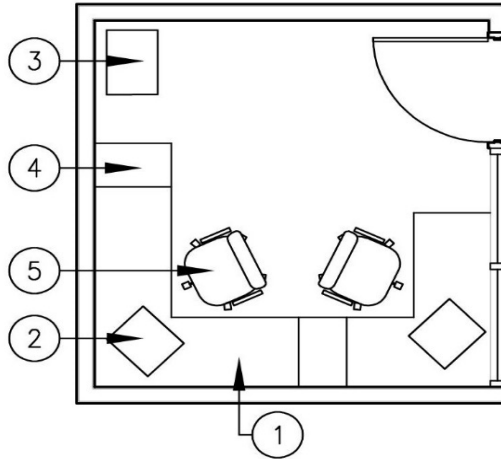
Office space for Kitchen Manager, communications with central Child and Nutritional offices. Space used to supervise kitchen and receiving areas.

SPATIAL RELATIONSHIP:

Locate in kitchen by rear entry.

RELATIONSHIP DIAGRAM





EQUIPMENT/FURNITURE

Furniture/Equipment	Tag No.	Notes	Qty.	Size	Comments
---------------------	---------	-------	------	------	----------

IN CONTRACT / CONTRACTOR PROVIDED

Built-in Desk	1	For two	1		

Furniture/Equipment	Tag No.	Notes	Qty.	Size	Comments
---------------------	---------	-------	------	------	----------

NOT IN CONTRACT / OWNER PROVIDED

Office Tool Set	2		1		
Safe	3		1		
Vertical File Cabinet Drawers	4		2		
Task Chair	5		2		

Notes:

1. Provide window for supervision.

Walk-in Cooler

PROGRAM SPACES

SPACES	Quantity:	Capacity	Area (SF):	Total (SF):	Comments:
Walk-in Cooler	1		315	315	

PROGRAM DETAILS

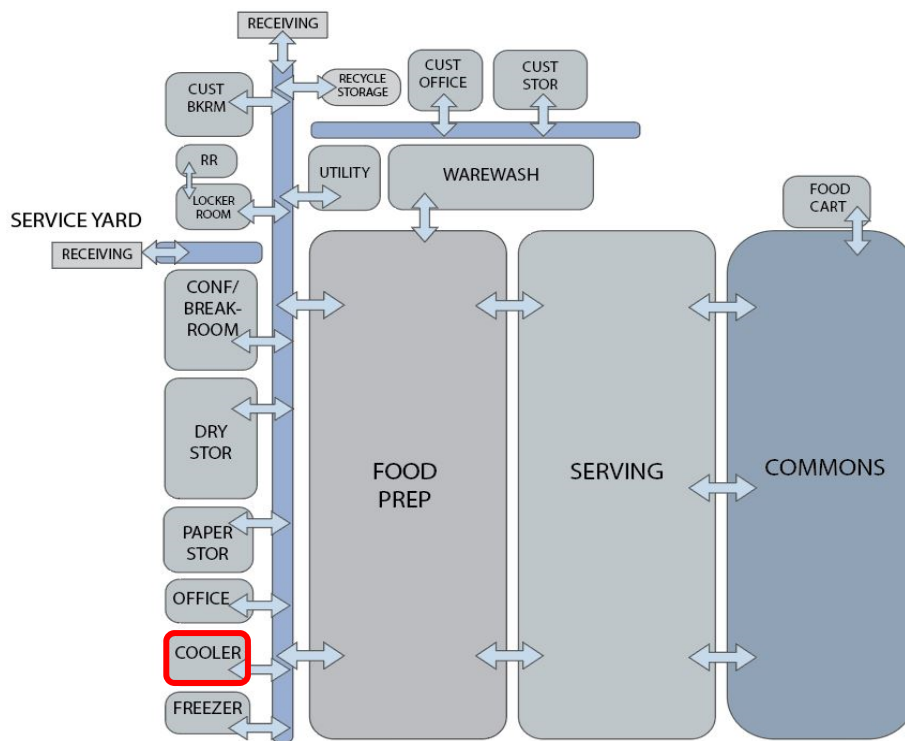
DESCRIPTION OF SPACE AND USES:

Keeping perishable goods and foods cold.

SPATIAL RELATIONSHIP:

To be located in kitchen by Walk In Freezer

RELATIONSHIP DIAGRAM

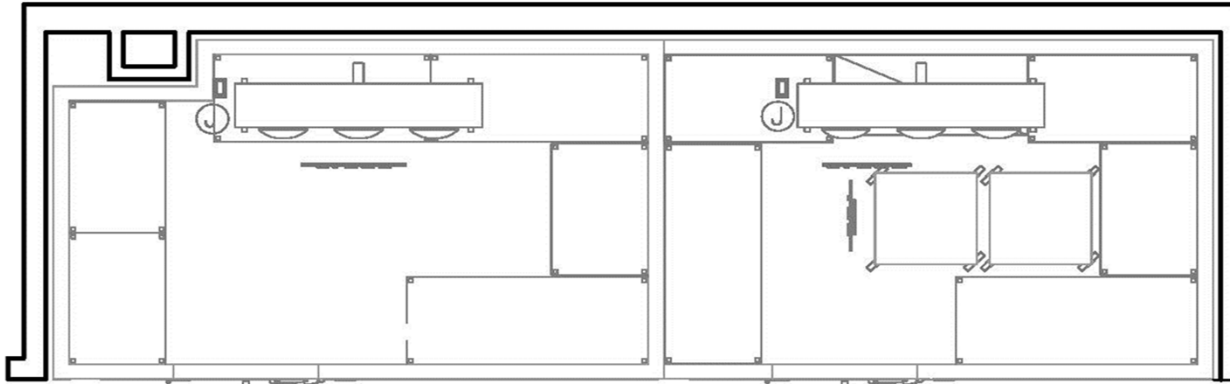


Walk-in Cooler

Walk-in Cooler

LAYOUT

Per manufacturer recommendations.



EQUIPMENT/FURNITURE

Furniture/Equipment	Tag No.	Notes	Qty.	Size	Comments
IN CONTRACT / CONTRACTOR PROVIDED					
Walk-in Cooler Unit		By consultant	1		

Furniture/Equipment	Tag No.	Notes	Qty.	Size	Comments
NOT IN CONTRACT / OWNER PROVIDED					

Notes:

1. Layout of kitchen and equipment must be coordinated and approved by FBISD Child Nutrition Department. Shop Drawings for all equipment in the kitchen must be reviewed with FBISD Child Nutrition Department prior to approval. No changes to the kitchen layout shall be made without FBISD Child Nutrition Department approval.

Walk-in Freezer

PROGRAM SPACES

SPACES	Quantity:	Capacity	Area (SF):	Total (SF):	Comments:
Walk-in Freezer	1		215	215	

PROGRAM DETAILS

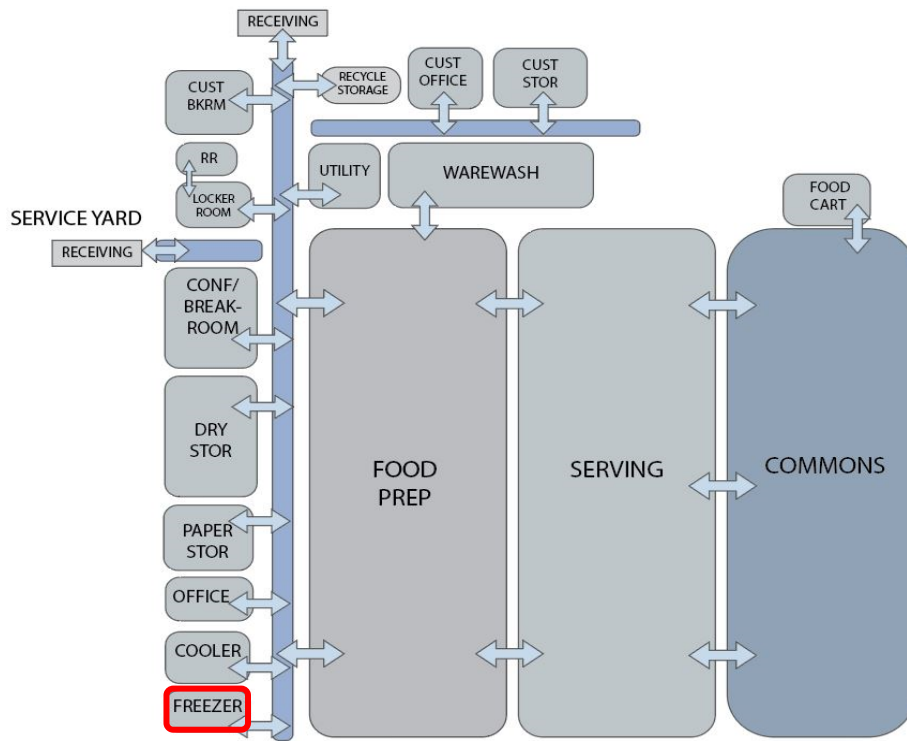
DESCRIPTION OF SPACE AND USES:

Keeping perishable goods and foods frozen.

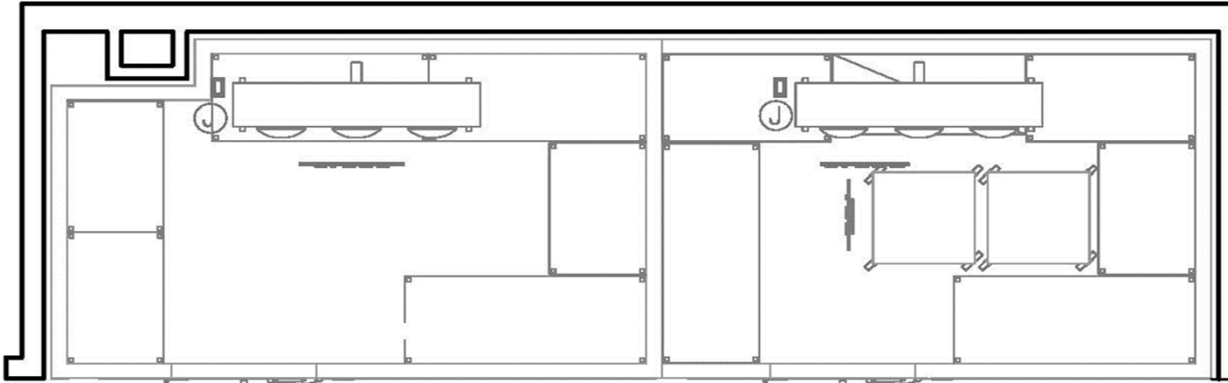
SPATIAL RELATIONSHIP:

To be located in kitchen by Walk In Cooler

RELATIONSHIP DIAGRAM



Per manufacturer recommendations.



EQUIPMENT/FURNITURE

Furniture/Equipment	Tag No.	Notes	Qty.	Size	Comments
IN CONTRACT / CONTRACTOR PROVIDED					
Walk-in Freezer Unit		By consultant	1		

Furniture/Equipment	Tag No.	Notes	Qty.	Size	Comments
NOT IN CONTRACT / OWNER PROVIDED					

Notes:

1. Layout of kitchen and equipment must be coordinated and approved by FBISD Child Nutrition Department. Shop Drawings for all equipment in the kitchen must be reviewed with FBISD Child Nutrition Department prior to approval. No changes to the kitchen layout shall be made without FBISD Child Nutrition Department approval.

Receiving

PROGRAM SPACES

SPACES	Quantity:	Capacity	Area (SF):	Total (SF):	Comments:
Receiving	2		100	200	Custodial and Kitchen

PROGRAM DETAILS

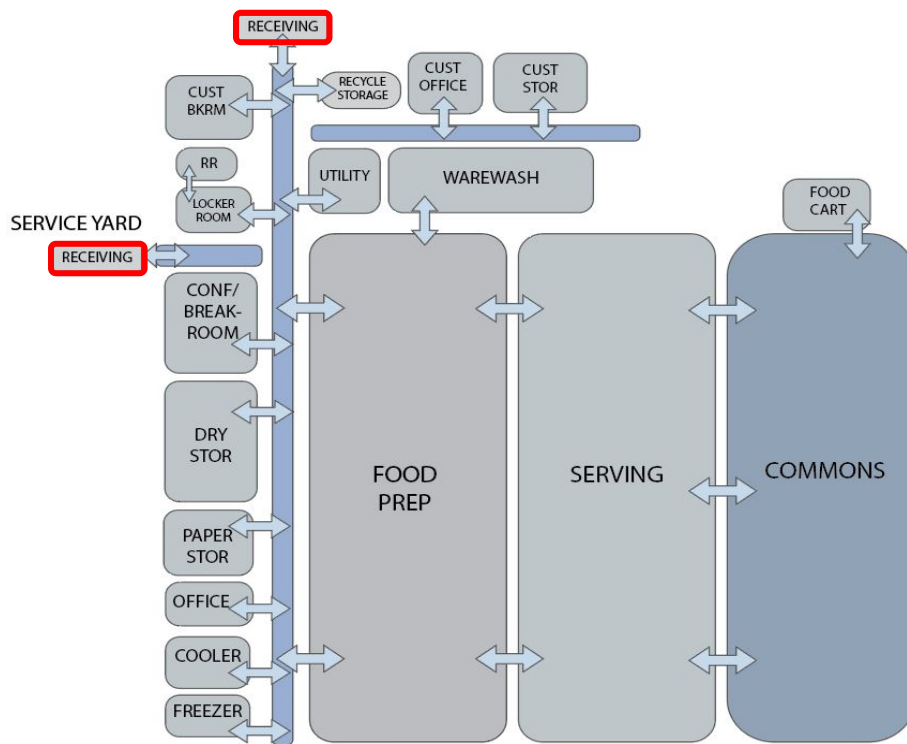
DESCRIPTION OF SPACE AND USES:

Delivery of goods and food for kitchen and custodial use.

SPATIAL RELATIONSHIP:

To be located within 6' of the delivery truck bed in service yard.

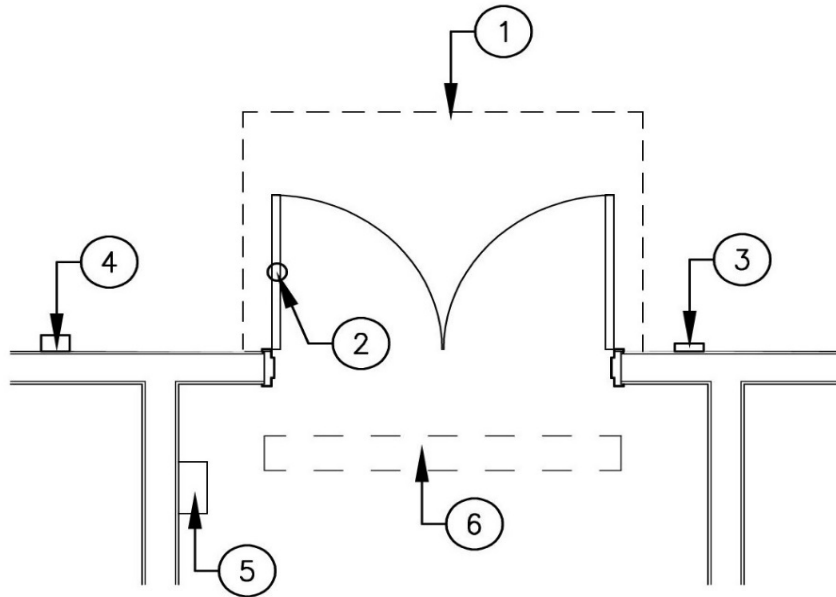
RELATIONSHIP DIAGRAM



Receiving

Receiving

LAYOUT



EQUIPMENT/FURNITURE

Furniture/Equipment	Tag No.	Notes	Qty.	Size	Comments
IN CONTRACT / CONTRACTOR PROVIDED					
Canopy	1		1		
Peephole	2		1		
Doorbell	3		1		
Hose Bibb	4		1		
Time Clock	5		1		
Air Curtain	6	By consultant	1		
Furniture/Equipment	Tag No.	Notes	Qty.	Size	Comments

NOT IN CONTRACT / OWNER PROVIDED					

Notes:
 1. Provide canopy over exterior door.

Locker Room

PROGRAM SPACES

SPACES	Quantity:	Capacity	Area (SF):	Total (SF):	Comments:
Locker Room	1		100	100	

PROGRAM DETAILS

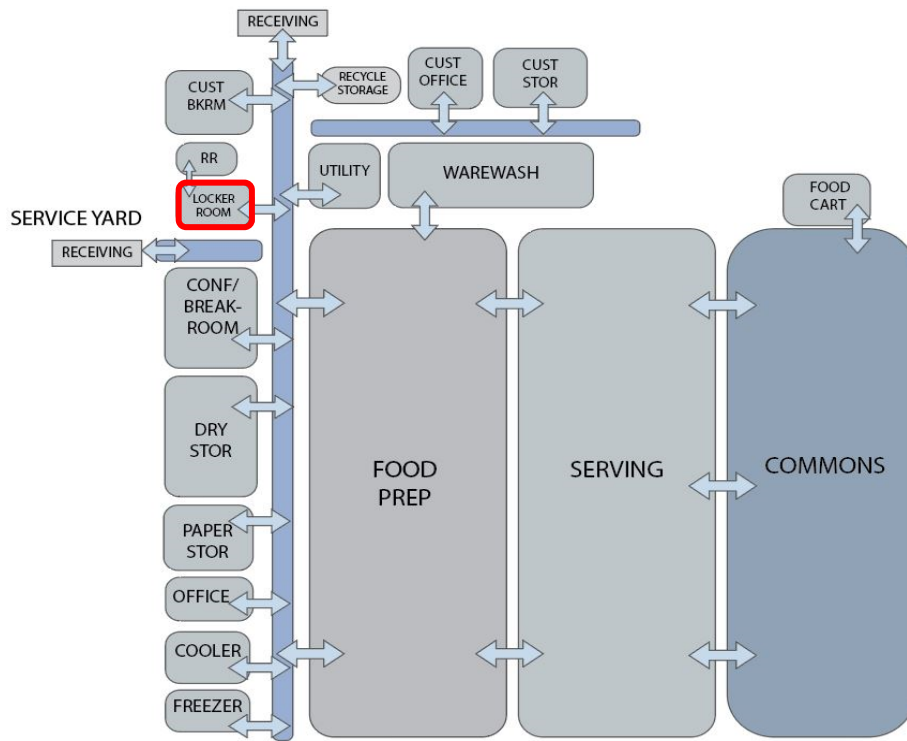
DESCRIPTION OF SPACE AND USES:

Temporary storage of kitchen and custodial staff personal belongings.

SPATIAL RELATIONSHIP:

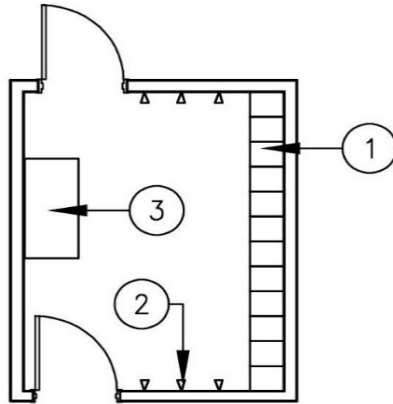
To be located close to restroom.

RELATIONSHIP DIAGRAM



Locker Room

Locker Room **LAYOUT**



EQUIPMENT/FURNITURE

Furniture/Equipment	Tag No.	Notes	Qty.	Size	Comments
---------------------	---------	-------	------	------	----------

IN CONTRACT / CONTRACTOR PROVIDED

Lockers	1	Double tier	24	3' x 15" x 12"	
Hooks	2		6	48" AFF	
ADA Bench	3		1		

Furniture/Equipment	Tag No.	Notes	Qty.	Size	Comments
---------------------	---------	-------	------	------	----------

NOT IN CONTRACT / OWNER PROVIDED

Notes:

Staff Restroom

PROGRAM SPACES

SPACES	Quantity:	Capacity	Area (SF):	Total (SF):	Comments:
Staff Restroom	1		100	100	

PROGRAM DETAILS

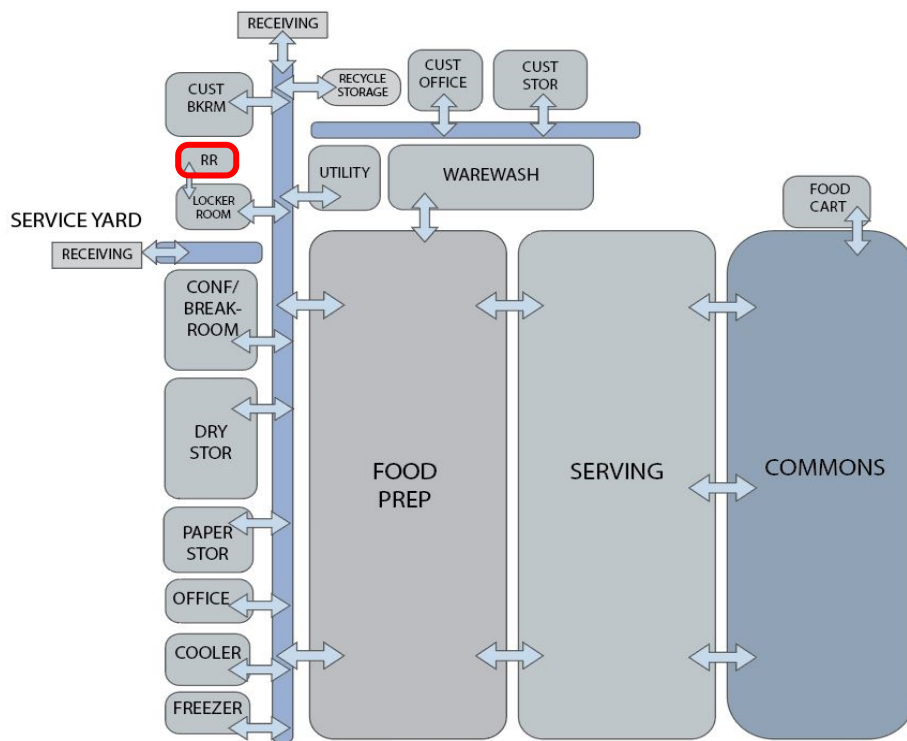
DESCRIPTION OF SPACE AND USES:

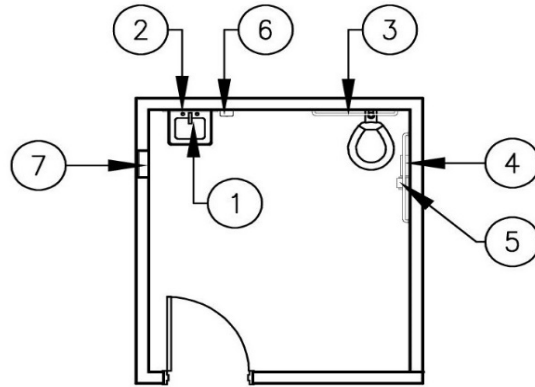
Single user restroom for kitchen and custodial staff.

SPATIAL RELATIONSHIP:

Adjacent to locker room in kitchen/custodial area.

RELATIONSHIP DIAGRAM





EQUIPMENT/FURNITURE

Furniture/Equipment	Tag No.	Notes	Qty.	Size	Comments
---------------------	---------	-------	------	------	----------

IN CONTRACT / CONTRACTOR PROVIDED

Sink	1		1		
Mirror	2		1		
Grab Bars	3		2		

Furniture/Equipment	Tag No.	Notes	Qty.	Size	Comments
---------------------	---------	-------	------	------	----------

NOT IN CONTRACT / OWNER PROVIDED

Feminine Napkin Disposal	4	Contractor installed	1		
Toilet Paper Dispenser	5	Contractor installed	1		
Soap Dispenser	6	Contractor installed	1		
Paper Towel Dispenser	7	Contractor installed	1		

Notes:

Warewash

PROGRAM SPACES

SPACES	Quantity:	Capacity	Area (SF):	Total (SF):	Comments:
Warewash	1		400	400	Alcove in cafeteria into warewash for tray return and four trashcans.

PROGRAM DETAILS

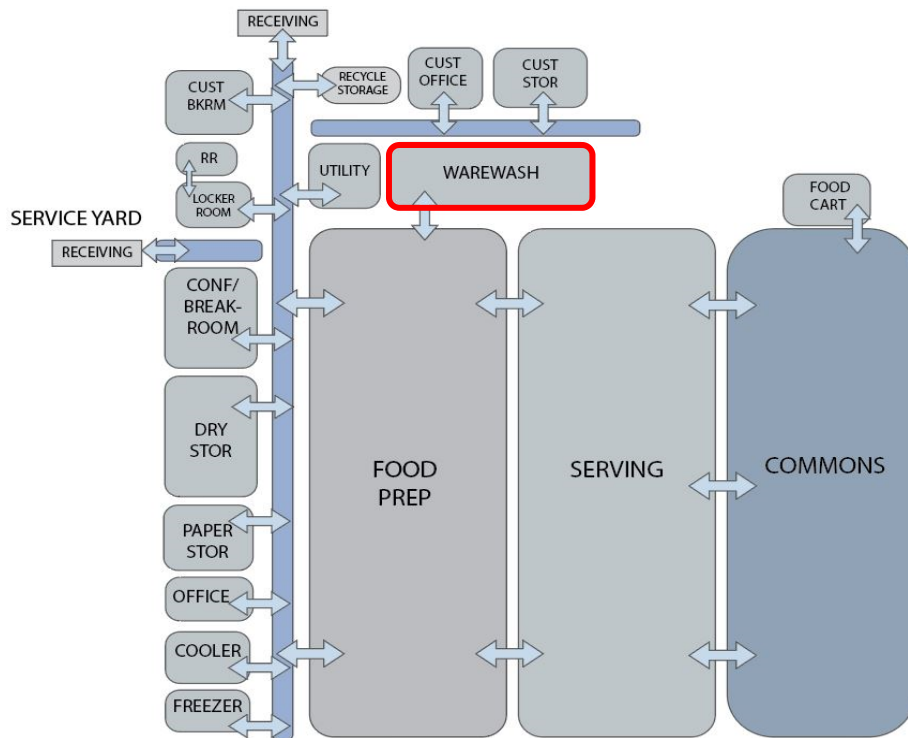
DESCRIPTION OF SPACE AND USES:

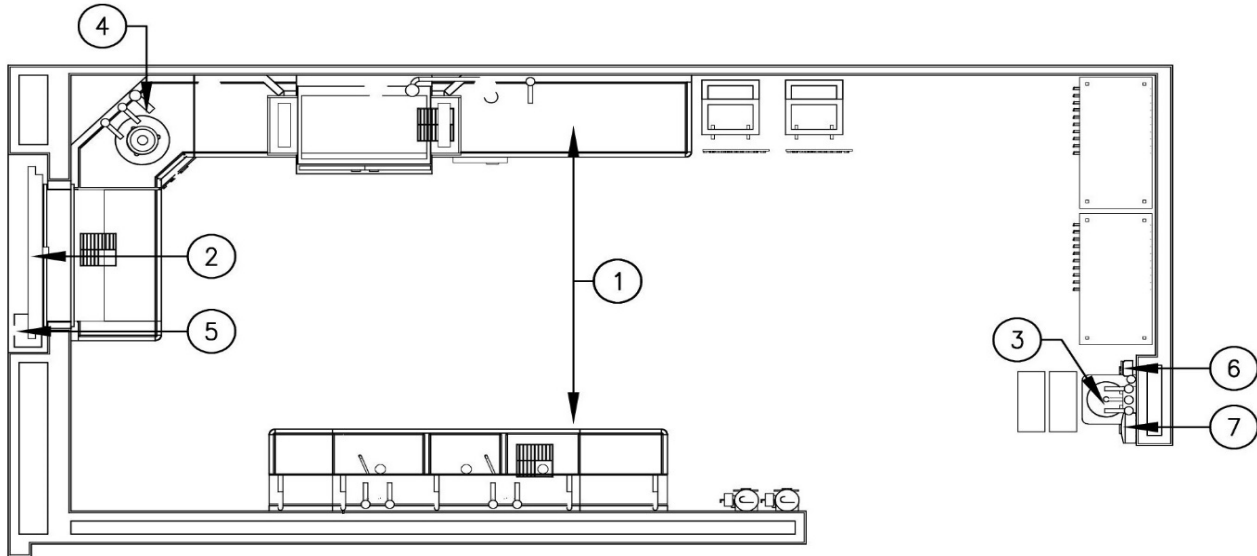
Washing of pots, pans and other food preparation utensils.

SPATIAL RELATIONSHIP:

To be located in kitchen area adjacent to cafeteria.

RELATIONSHIP DIAGRAM





EQUIPMENT/FURNITURE

Furniture/Equipment	Tag No.	Notes	Qty.	Size	Comments
---------------------	---------	-------	------	------	----------

IN CONTRACT / CONTRACTOR PROVIDED

Warewash Equipment	1	By consultant			
Overhead Counter Door	2		1		
Sink	3	Hand washing	1		
Floor Sink	4	With disposer	1		
Silverware Drop	5		1		

Furniture/Equipment	Tag No.	Notes	Qty.	Size	Comments
---------------------	---------	-------	------	------	----------

NOT IN CONTRACT / OWNER PROVIDED

Soap Dispenser	6	Contractor installed	1		
Paper Towel Dispenser	7	Contractor installed	1		

Notes:

1. Layout of kitchen and equipment must be coordinated and approved by FBISD Child Nutrition Department. Shop Drawings for all equipment in the kitchen must be reviewed with FBISD Child Nutrition Department prior to approval. No changes to the kitchen layout shall be made without FBISD Child Nutrition Department approval.

2. Provide an alcove for tray return in the cafeteria outside the dish return to accommodate four (4) trashcans.

Utility Room

PROGRAM SPACES

SPACES	Quantity:	Capacity	Area (SF):	Total (SF):	Comments:
Utility Room	1		100	100	

PROGRAM DETAILS

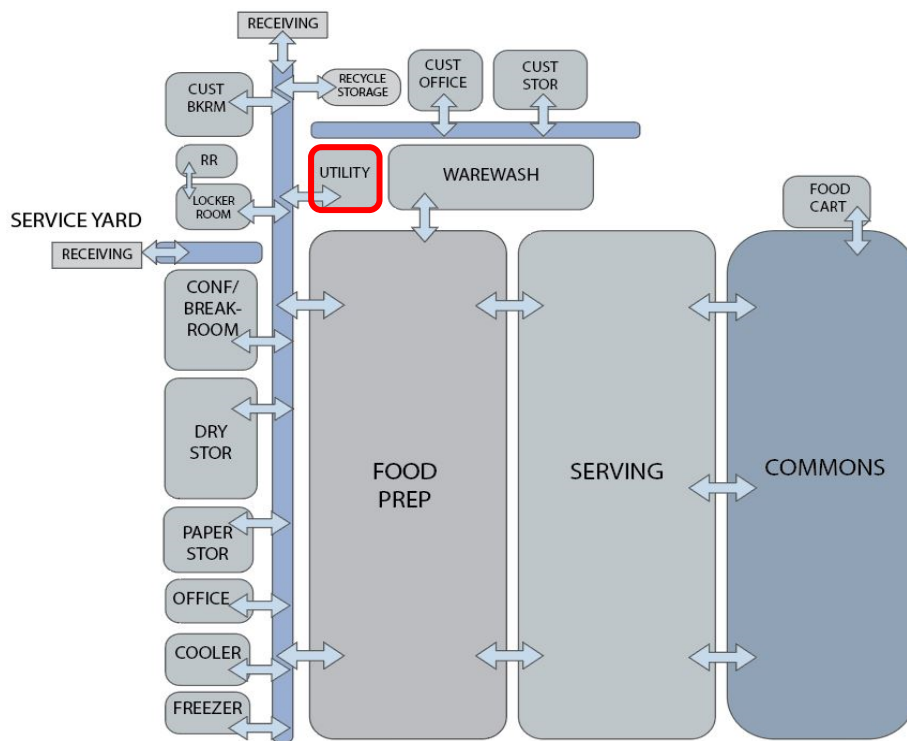
DESCRIPTION OF SPACE AND USES:

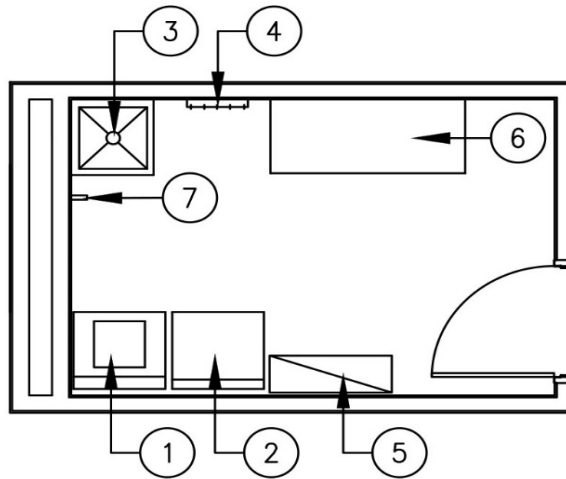
Washing/drying - this room for use by kitchen personnel only.

SPATIAL RELATIONSHIP:

To be located in rear of kitchen area, near exit.

RELATIONSHIP DIAGRAM





EQUIPMENT/FURNITURE

Furniture/Equipment	Tag No.	Notes	Qty.	Size	Comments
---------------------	---------	-------	------	------	----------

IN CONTRACT / CONTRACTOR PROVIDED

Commercial Washer	1		1		
Commercial Dryer	2		1		
Mop sink	3	With drain	1		
Mop Rack	4		1		
Metal Shelving	5		1	36" x 24" x 84"	

Furniture/Equipment	Tag No.	Notes	Qty.	Size	Comments
---------------------	---------	-------	------	------	----------

NOT IN CONTRACT / OWNER PROVIDED

Table	6		1		
Chemical Dispenser	7		1		

Notes:

PROGRAM SPACES

SPACES	Quantity:	Capacity	Area (SF):	Total (SF):	Comments:
Service Yard	1			0	

PROGRAM DETAILS

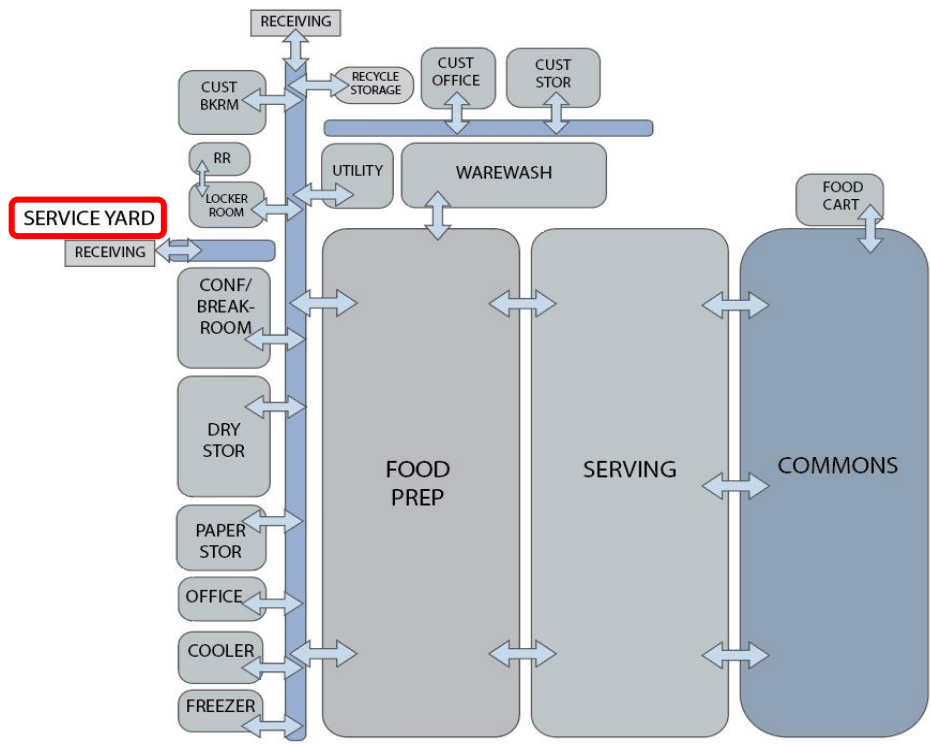
DESCRIPTION OF SPACE AND USES:

Receiving deliveries, trash disposal, and recycling.

SPATIAL RELATIONSHIP:

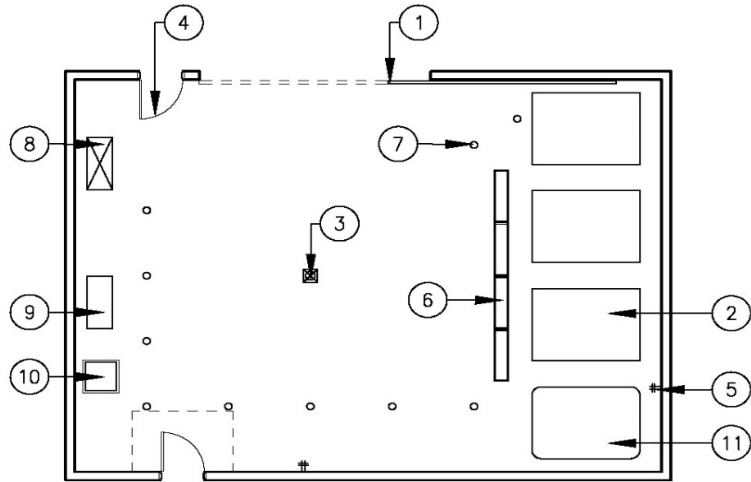
Locate adjacent to receiving.

RELATIONSHIP DIAGRAM



Service Yard

Service Yard **LAYOUT**



EQUIPMENT/FURNITURE

Furniture/Equipment	Tag No.	Notes	Qty.	Size	Comments
---------------------	---------	-------	------	------	----------

IN CONTRACT / CONTRACTOR PROVIDED

Rolling Gate	1		1		
Dumpsters	2	Confirm number	3		
Drain	3		1		
Gate	4		1		
Hose Bibb	5		1		
Trench Drain	6		1		
Removable Bollards	7		10		
Transformer	8	Coordinate with utility	1		
Gas Meter	9	Coordinate with utility	1		
Condensing Unit	10	Coordinate with Food Service Consultant	1		
Recycle	11		1		

Furniture/Equipment	Tag No.	Notes	Qty.	Size	Comments
---------------------	---------	-------	------	------	----------

NOT IN CONTRACT / OWNER PROVIDED

Notes:

Paper Storage

PROGRAM SPACES

SPACES	Quantity:	Capacity	Area (SF):	Total (SF):	Comments:
Paper Storage	1		180	180	

PROGRAM DETAILS

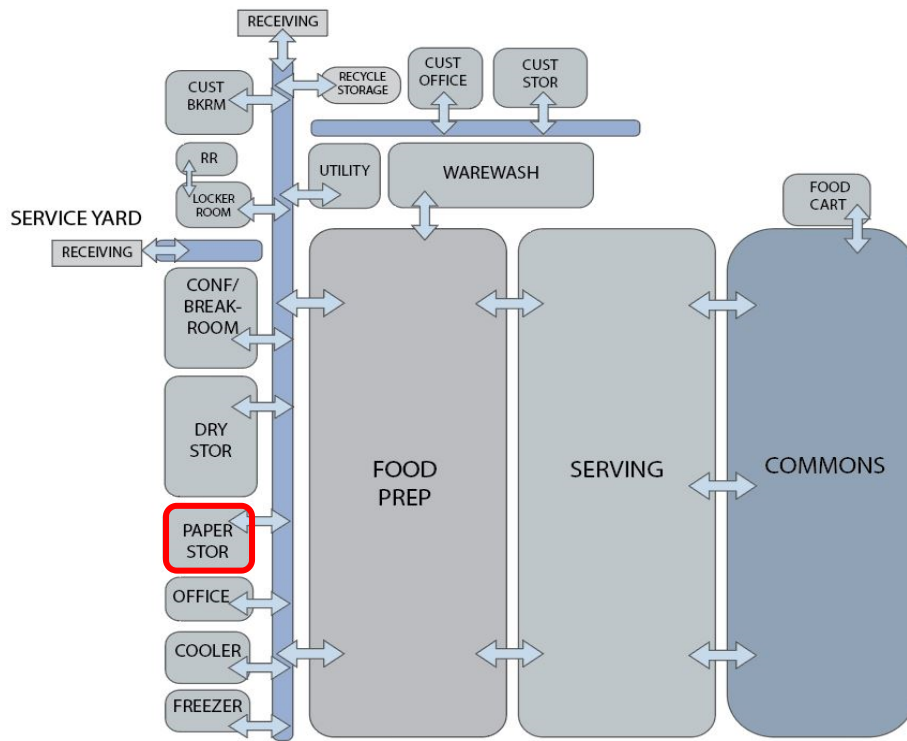
DESCRIPTION OF SPACE AND USES:

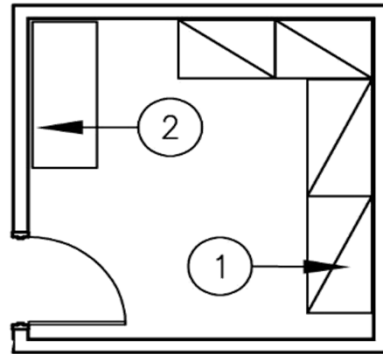
Storage of paper goods/products.

SPATIAL RELATIONSHIP:

Locate in kitchen area.

RELATIONSHIP DIAGRAM





EQUIPMENT/FURNITURE

Furniture/Equipment	Tag No.	Notes	Qty.	Size	Comments
---------------------	---------	-------	------	------	----------

IN CONTRACT / CONTRACTOR PROVIDED

Metal Shelving	1			36" x 24" x 84"	

Furniture/Equipment	Tag No.	Notes	Qty.	Size	Comments
---------------------	---------	-------	------	------	----------

NOT IN CONTRACT / OWNER PROVIDED

Table	2		1		

Notes:

Food Cart Vending

PROGRAM SPACES

SPACES	Quantity:	Capacity	Area (SF):	Total (SF):	Comments:
Food Cart Vending	1		150	150	

PROGRAM DETAILS

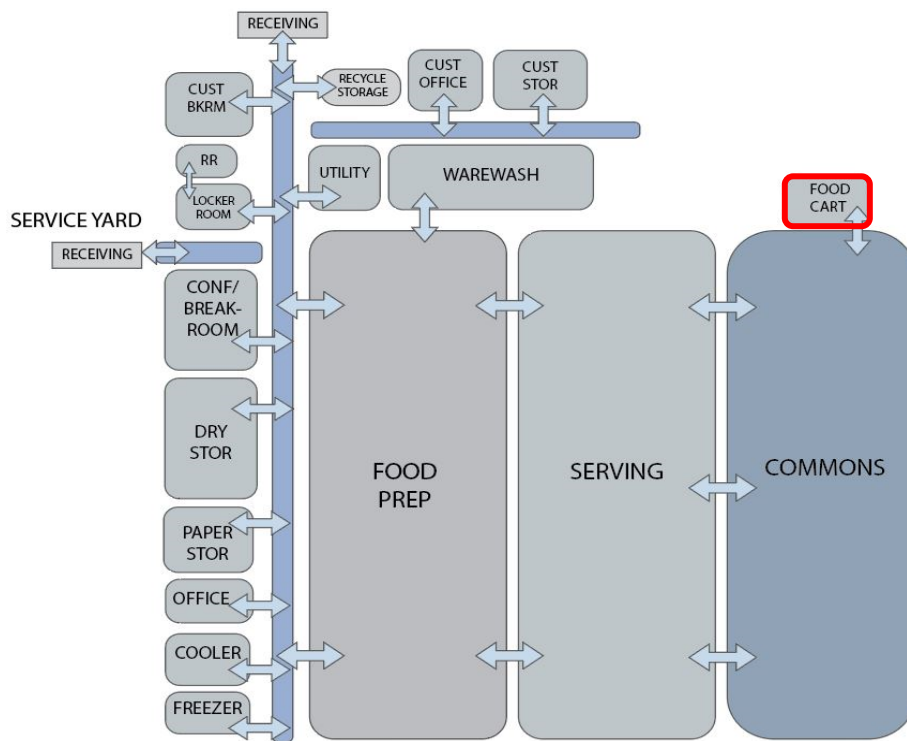
DESCRIPTION OF SPACE AND USES:

Serves as additional food line for special events.

SPATIAL RELATIONSHIP:

Locate in dining area adjacent to Serving Lines.

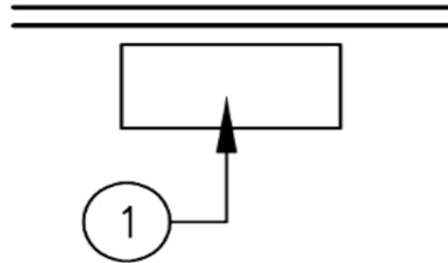
RELATIONSHIP DIAGRAM



Food Cart Vending

Food Cart Vending

LAYOUT



EQUIPMENT/FURNITURE

Furniture/Equipment	Tag No.	Notes	Qty.	Size	Comments
---------------------	---------	-------	------	------	----------

IN CONTRACT / CONTRACTOR PROVIDED

Mobile Food Cart	1	By consultant	1		

Furniture/Equipment	Tag No.	Notes	Qty.	Size	Comments
---------------------	---------	-------	------	------	----------

NOT IN CONTRACT / OWNER PROVIDED

Notes:

1. Provide cameras in production/preparation area.
2. Provide robust Wi-Fi access.

Conference/ Breakroom

PROGRAM SPACES

SPACES	Quantity:	Capacity	Area (SF):	Total (SF):	Comments:
Conference/ Breakroom	1		200	200	

PROGRAM DETAILS

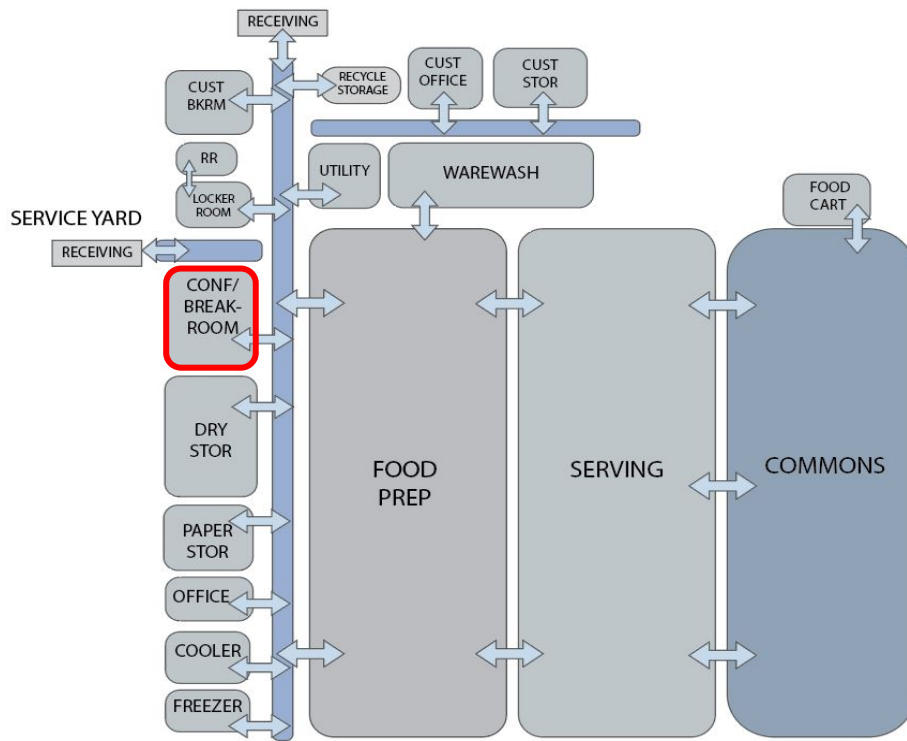
DESCRIPTION OF SPACE AND USES:

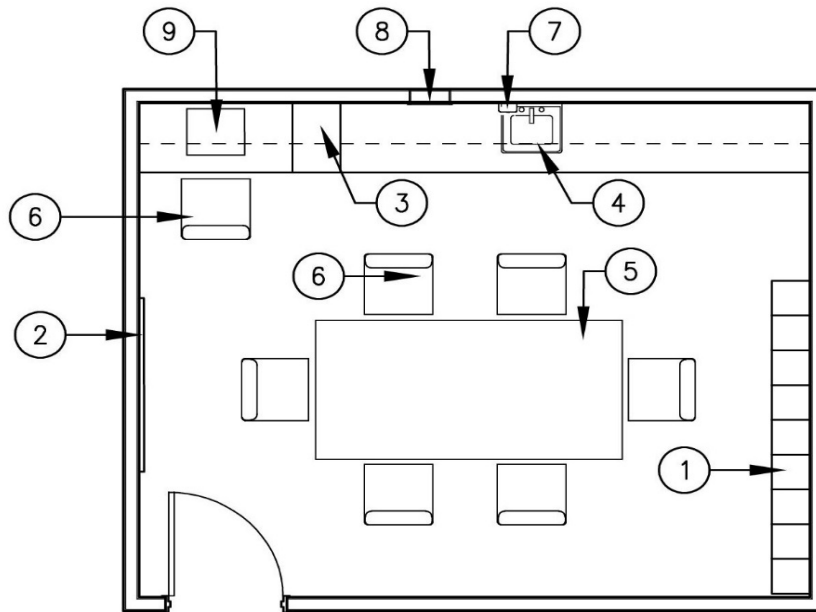
Breakroom for kitchen staff.

SPATIAL RELATIONSHIP:

Locate close to kitchen office.

RELATIONSHIP DIAGRAM





EQUIPMENT/FURNITURE

Furniture/Equipment	Tag No.	Notes	Qty.	Size	Comments
IN CONTRACT / CONTRACTOR PROVIDED					
Lockers	1	Double Tier	18	15"D x 12"W x 5'H	
Markerboard	2		1	5' x 10'	
Upper and Lower Cabinets	3	Line one wall			
Sink	4		1		
Furniture/Equipment	Tag No.	Notes	Qty.	Size	Comments
NOT IN CONTRACT / OWNER PROVIDED					
Table	5		1		
Chair	6		7		
Soap Dispenser	7	Contractor installed	1		
Paper Towel Dispenser	8	Contractor installed	1		
Office Tool Set	9		1		

Notes:

1. Provide one touch down station for staff.

Custodial Breakroom

PROGRAM SPACES

SPACES	Quantity:	Capacity	Area (SF):	Total (SF):	Comments:
Custodial Breakroom	1		250	250	

PROGRAM DETAILS

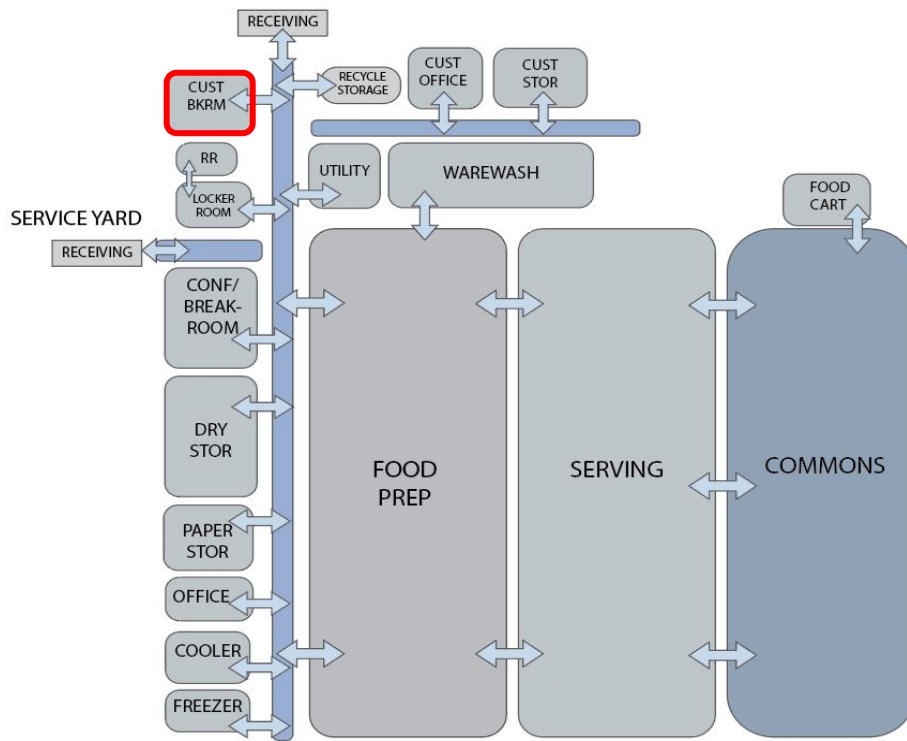
DESCRIPTION OF SPACE AND USES:

Scheduled breaks, meals for custodial staff.

SPATIAL RELATIONSHIP:

Locate close to custodial office and storage

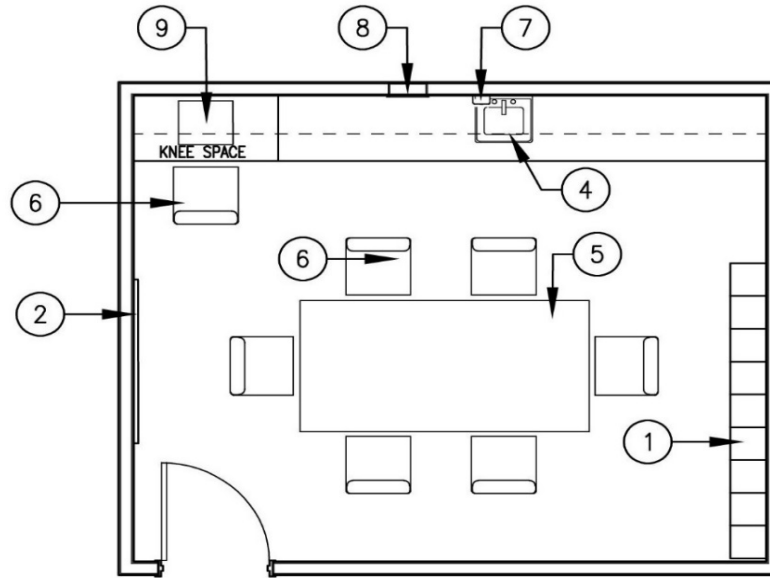
RELATIONSHIP DIAGRAM



Custodial Breakroom

Custodial Breakroom

LAYOUT



EQUIPMENT/FURNITURE

Furniture/Equipment	Tag No.	Notes	Qty.	Size	Comments
---------------------	---------	-------	------	------	----------

IN CONTRACT / CONTRACTOR PROVIDED

Lockers	1	Double Tier	18	15"D x 12"W x 5'H	
Markerboard	2		1	5' x 8'	
Upper and Lower Cabinets	3	Line one wall			
Sink	4		1		

Furniture/Equipment	Tag No.	Notes	Qty.	Size	Comments
---------------------	---------	-------	------	------	----------

NOT IN CONTRACT / OWNER PROVIDED

Table	5		1		
Chair	6		7		
Soap Dispenser	7	Contractor installed	1		
Paper Towel Dispenser	8	Contractor installed	1		
Office Tool Set	9		1		

Notes:

1. Provide one touch down station for staff.

PROGRAM SPACES

SPACES	Quantity:	Capacity	Area (SF):	Total (SF):	Comments:
Custodial Office	1		180	180	

PROGRAM DETAILS

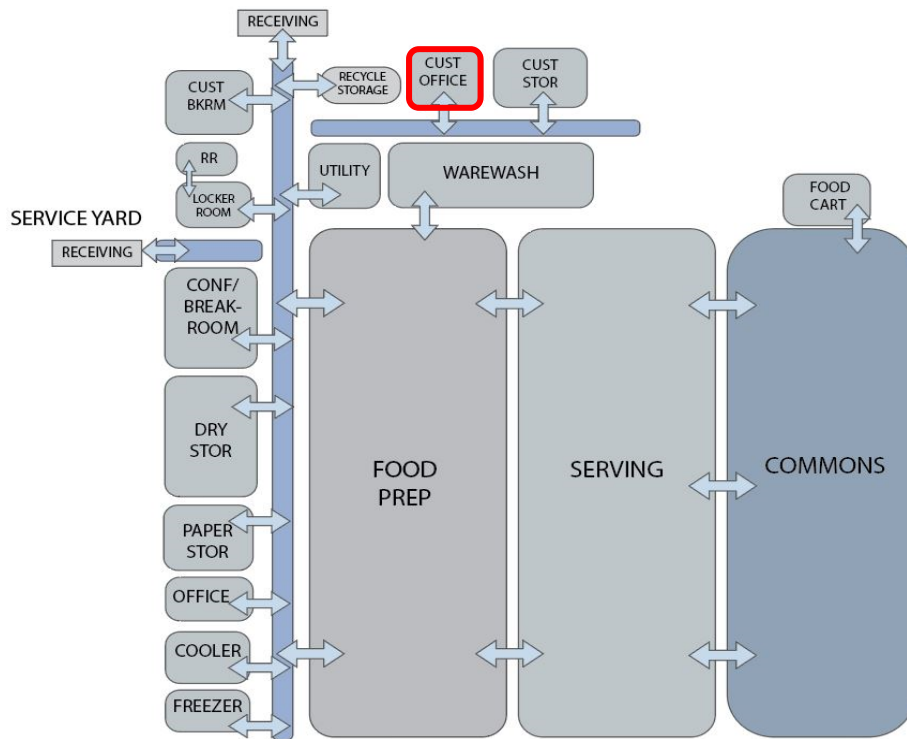
DESCRIPTION OF SPACE AND USES:

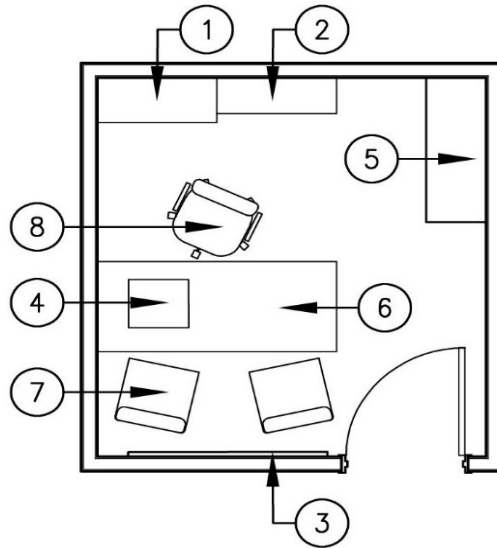
Office space for Custodial Manager; meetings with staff, etc.

SPATIAL RELATIONSHIP:

To be located in close proximity to Cafeteria with adjoining custodial break room and storage nearby.

RELATIONSHIP DIAGRAM





EQUIPMENT/FURNITURE

Furniture/Equipment	Tag No.	Notes	Qty.	Size	Comments
---------------------	---------	-------	------	------	----------

IN CONTRACT / CONTRACTOR PROVIDED

Teacher Wardrobe	1			36" x 24" x 84"	
Bookshelf	2		1	36" x 24" x 84"	
Markerboard	3		1	5' x 4'	

Furniture/Equipment	Tag No.	Notes	Qty.	Comments
---------------------	---------	-------	------	----------

NOT IN CONTRACT / OWNER PROVIDED

Office Tool Set	4		1		
Table	5	Worktable	1		
Desk	6		1		
Chair	7		2		
Task Chair	8		1		

Notes:

Custodial Closets

PROGRAM SPACES					
SPACES	Quantity:	Capacity	Area (SF):	Total (SF):	Comments:
Custodial Closets	8		60	480	

PROGRAM DETAILS

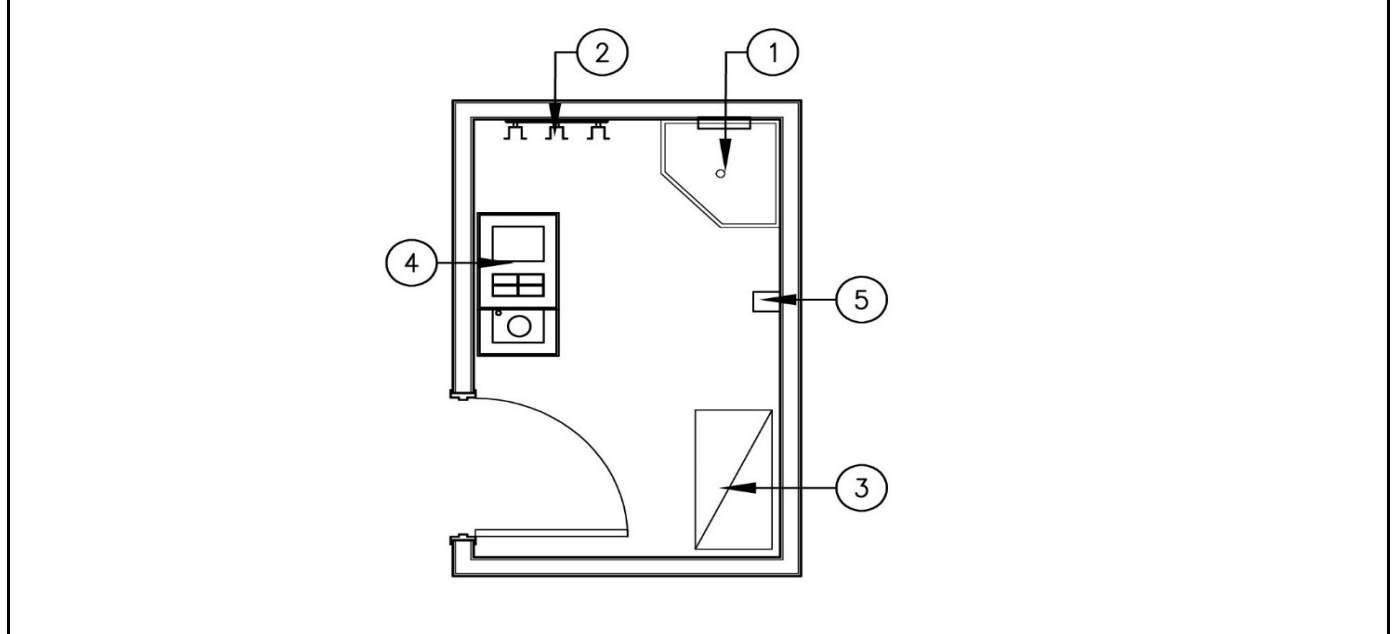
DESCRIPTION OF SPACE AND USES:

Storage of large custodial rolling carts with trash can and cleaning supplies.

SPATIAL RELATIONSHIP:

Small custodial closets are to be distributed throughout the school.

Custodial Closets **LAYOUT**



EQUIPMENT/FURNITURE

Furniture/Equipment	Tag No.	Notes	Qty.	Size	Comments
IN CONTRACT / CONTRACTOR PROVIDED					
Metal Shelving	1	Adjustable shelves	1	36" x 24" x 84"	
Mop Sink with drain	2		1		
Mop Rack	3		1		
Furniture/Equipment	Tag No.	Notes	Qty.	Size	Comments
NOT IN CONTRACT / OWNER PROVIDED					
Custodial Cart	4		1		
Chemical Cleaning Dispenser	5		1		

Notes:

Custodial Storage

PROGRAM SPACES

SPACES	Quantity:	Capacity	Area (SF):	Total (SF):	Comments:
Custodial Storage	1		400	400	

PROGRAM DETAILS

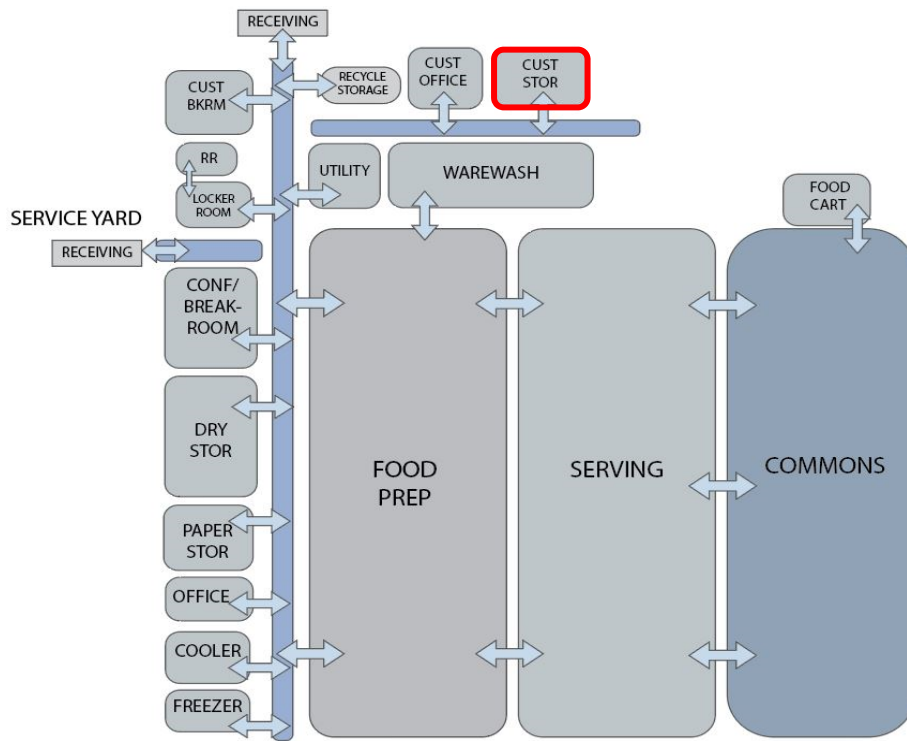
DESCRIPTION OF SPACE AND USES:

Secure storage for bulk custodial supplies, custodial equipment, etc. Storage of floor polisher, vacuums, etc.

SPATIAL RELATIONSHIP:

Space adjacent to custodian office and/or delivery area.

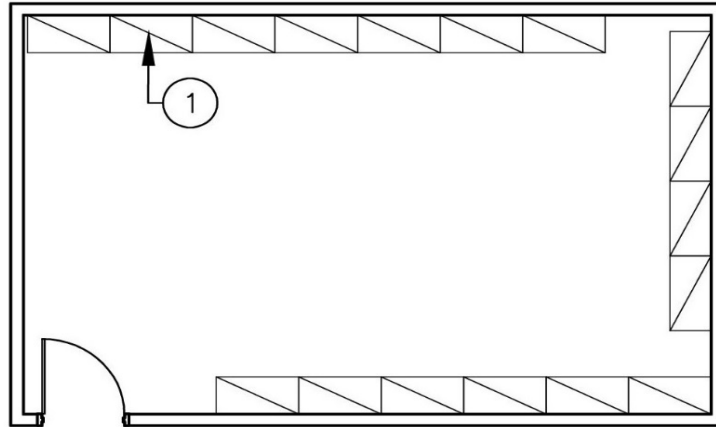
RELATIONSHIP DIAGRAM



Custodial Storage

Custodial Storage

LAYOUT



EQUIPMENT/FURNITURE

Furniture/Equipment	Tag No.	Notes	Qty.	Size	Comments
IN CONTRACT / CONTRACTOR PROVIDED					
Metal Shelving	1	Line walls		36" x 24" x 84"	

Furniture/Equipment	Tag No.	Notes	Qty.	Size	Comments
NOT IN CONTRACT / OWNER PROVIDED					

Notes:

Recycling Storage Room

PROGRAM SPACES

SPACES	Quantity:	Capacity	Area (SF):	Total (SF):	Comments:
Recycling Storage Room	1		150	150	

PROGRAM DETAILS

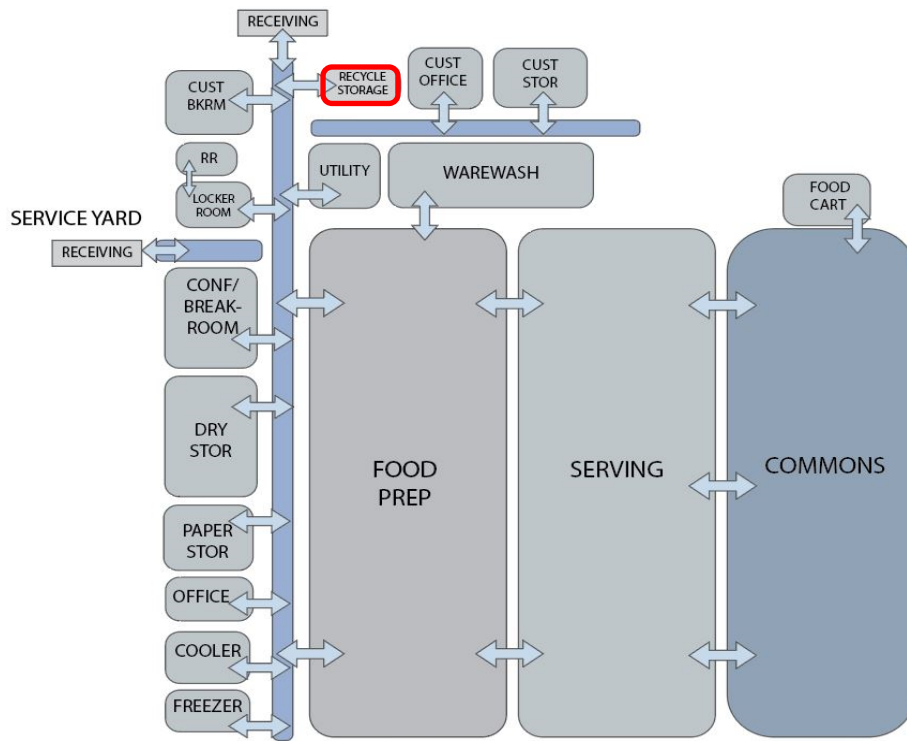
DESCRIPTION OF SPACE AND USES:

Storage of recycling bins/materials.

SPATIAL RELATIONSHIP:

Locate near service yard

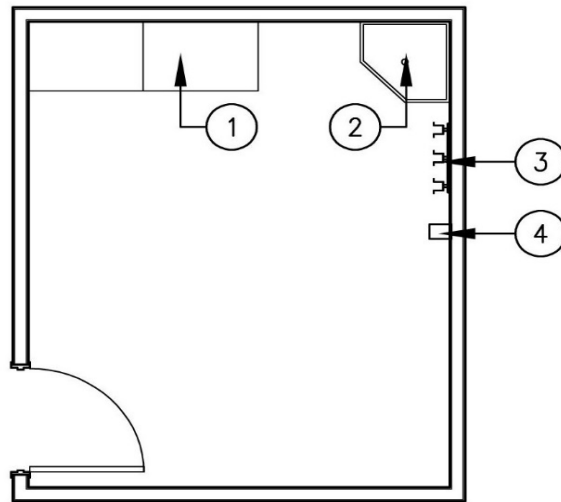
RELATIONSHIP DIAGRAM



Recycling Storage Room

Recycling Storage Room

LAYOUT



EQUIPMENT/FURNITURE

Furniture/Equipment	Tag No.	Notes	Qty.	Size	Comments
---------------------	---------	-------	------	------	----------

IN CONTRACT / CONTRACTOR PROVIDED

Tall Shelving	1	Adjustable shelves	2	18"Dx36"Wx72"H	
Mop Sink with drain	2		1		
Mop Rack	3		1		
Chemical	4		1		

Furniture/Equipment	Tag No.	Notes	Qty.	Size	Comments
---------------------	---------	-------	------	------	----------

NOT IN CONTRACT / OWNER PROVIDED

Notes:



CAREER & TECHNOLOGY EDUCATION



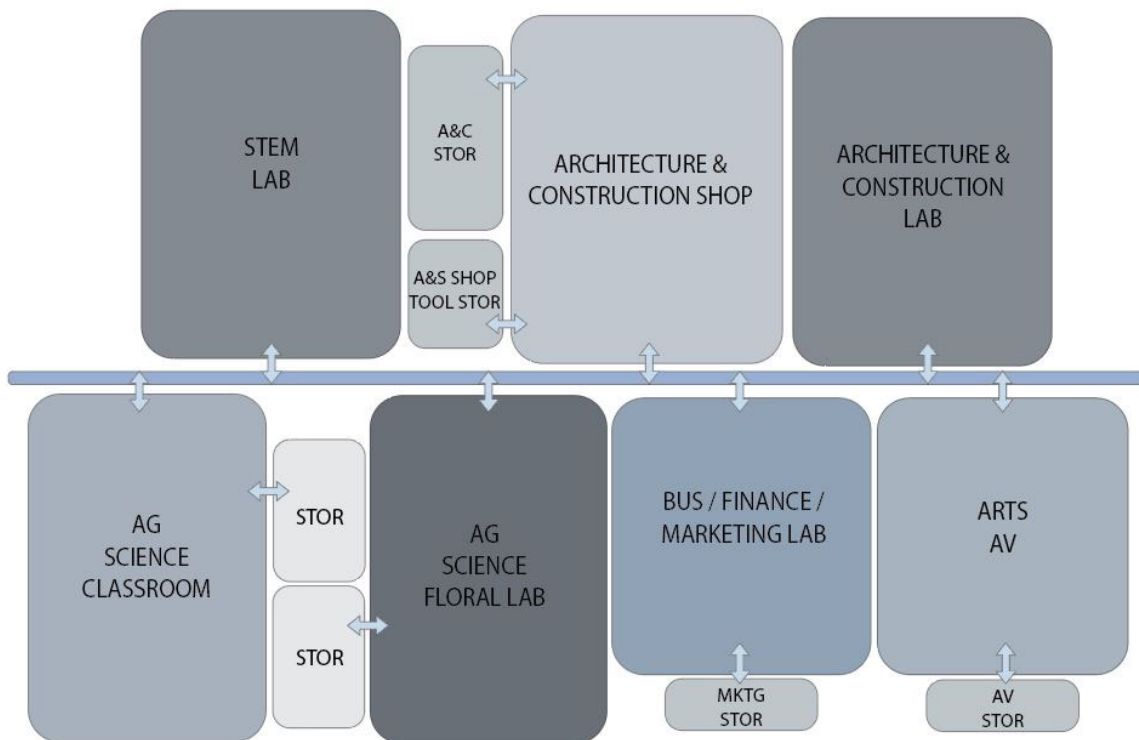
1. PROGRAM DESCRIPTION

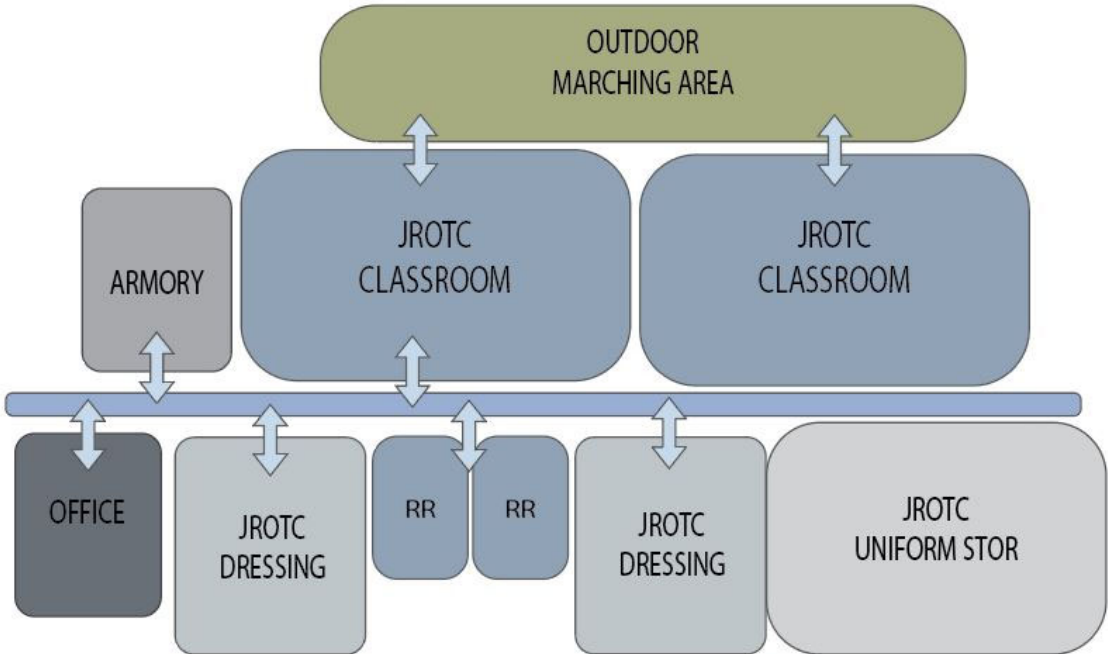
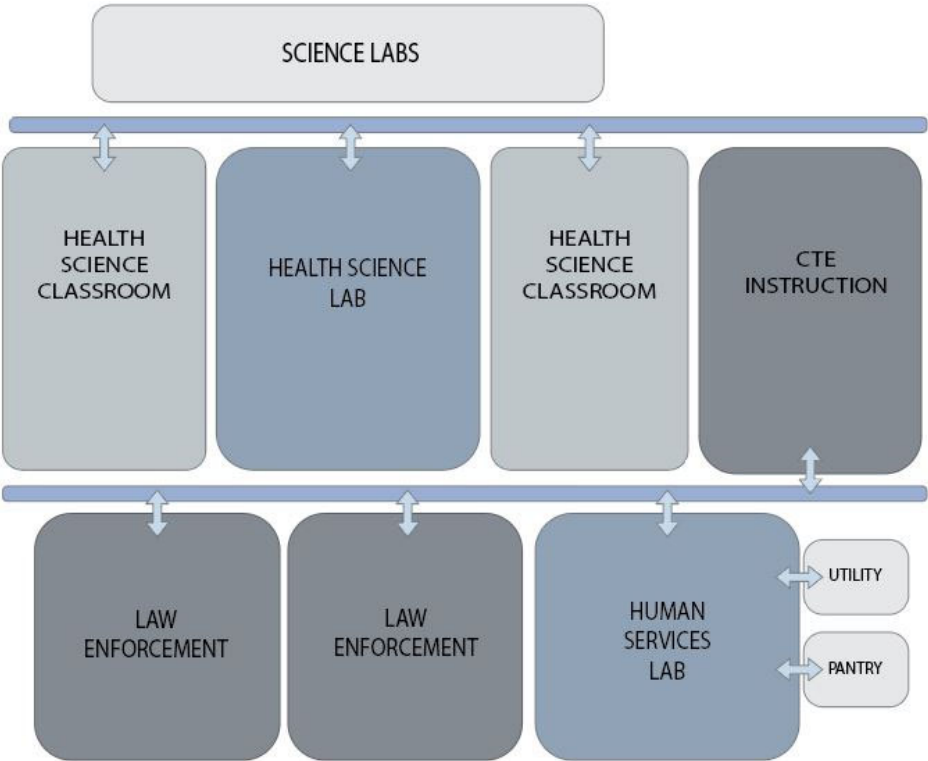
Career and Technical Education (CTE) classrooms at Fort Bend ISD high schools shall provide diverse teaching spaces and support a variety of enriching CTE programs. Labs shall be technology rich to provide varied grouping strategies and encourage interdisciplinary teaching.

Computer labs, architecture & construction labs, along with human services spaces should be provided as well as appropriate storage and utility spaces according to the program needs.



2. SPATIAL RELATIONSHIPS & ADJACENCIES





3. PROGRAM OF SPACE

Space/Function	Qty	SF	Total SF	Notes
CTE AREA				
CTE Classrooms				
Law Enforcement Lab	1	1,400	1,400	Close to Science/Health Science
Law Enforcement Classroom	1	1,000	1,000	Close to Science/Health Science
Health Science Lab	1	1,600	1,600	Close to Science & Law
Health Science Classroom	2	850	1,700	
Human Services Lab	1	1,800	1,800	
CTE Instruction	1	750	750	
Utility Room	1	150	150	
Pantry	1	100	100	
Arts & Audio Visual	1	1,200	1,200	
Arts & Audio Visual Storage	1	120	120	
Business/Finance/Marketing Lab	1	1,600	1,600	
Business/Finance/Marketing Storage	1	150	150	
Ag Science Classroom	1	850	850	
Ag Science Floral Lab	1	1,200	1,200	
Ag Storage	2	150	300	
STEM Lab	1	1,200	1,200	
Architecture & Construction Shop	1	2,000	2,000	
Architecture & Construction Lab	1	1,200	1,200	
Architecture & Construction Storage	1	400	400	
Architecture & Construction Tool Storage	1	260	260	
JROTC				
JROTC Classroom	2	850	1,700	
JROTC Armory	1	200	200	
JROTC Uniform Storage	1	800	800	
JROTC Office	1	200	200	
JROTC Dressing Rooms	2	400	800	One each boys & girls
Student Restrooms	2	250	500	One each boys & girls
CTE AREA SUBTOTAL:			23,180	SF

4. FINISHES

	Walls				Floor			Ceiling		REMARKS
	Impact Resistant	Tile	Painted Gypsum	Painted CMU	Hard Surface	Sealed Concrete	Tile	2x2 Acoustical Lay-In	Exposed	
CTE AREA										
CTE Classrooms										
Law Enforcement Lab	X			X	X				X	
Law Enforcement Classroom	X			X	X				X	
Health Science Lab	X			X	X				X	
Health Science Classroom	X			X	X				X	
Human Services Lab	X				X				X	
CTE Instruction	X				X				X	
Utility Room	X				X				X	
Pantry	X				X				X	
Arts & AV				X	X				X	
Arts & AV Storage				X	X				X	
Business/Finance/Marketing Lab	X			X	X				X	
Business/Finance/Marketing Storage	X			X	X				X	
Ag Science				X	X				X	
Ag Storage				X	X				X	
Architecture & Construction Shop				X	X				X	
Architecture & Construction Labs				X	X				X	
A&C Storage				X	X				X	
A&C Shop Tool Storage				X	X				X	
Corridors	X				X			X		
JROTC										
JROTC Classroom	X				X				X	
JROTC Armory	X				X				X	
JROTC Uniform Storage	X				X				X	
JROTC Office				X	X				X	
JROTC Dressing Rooms				X	X				X	
Student Restrooms		X					X	X		

Law Enforcement Lab

PROGRAM SPACES

SPACES	Quantity:	Capacity	Area (SF):	Total (SF):	Comments:
Law Enforcement Lab	1		1,400	1,400	

PROGRAM DETAILS

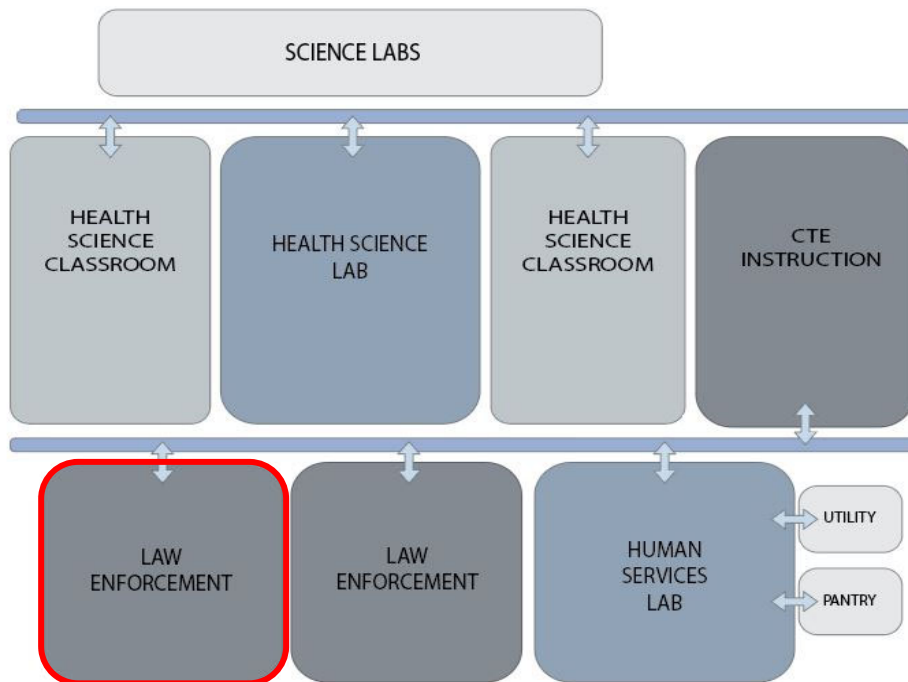
DESCRIPTION OF SPACE AND USES:

Students will use a scientific approach to the investigation of crimes. Students will learn terminology and procedures, while collecting and analyzing evidence.

SPATIAL RELATIONSHIP:

Locate adjacent to Law Enforcement Classroom and close to Science Labs.

RELATIONSHIP DIAGRAM



LEARNING FRAMEWORK

LEARNING ACTIVITIES:

Organized to facilitate a learner centered approach to instruction. Activities include whole class instruction, small group instruction (student-student and student-teacher), and individualized learning.

Law Enforcement Lab

OTHER ACTIVITIES:

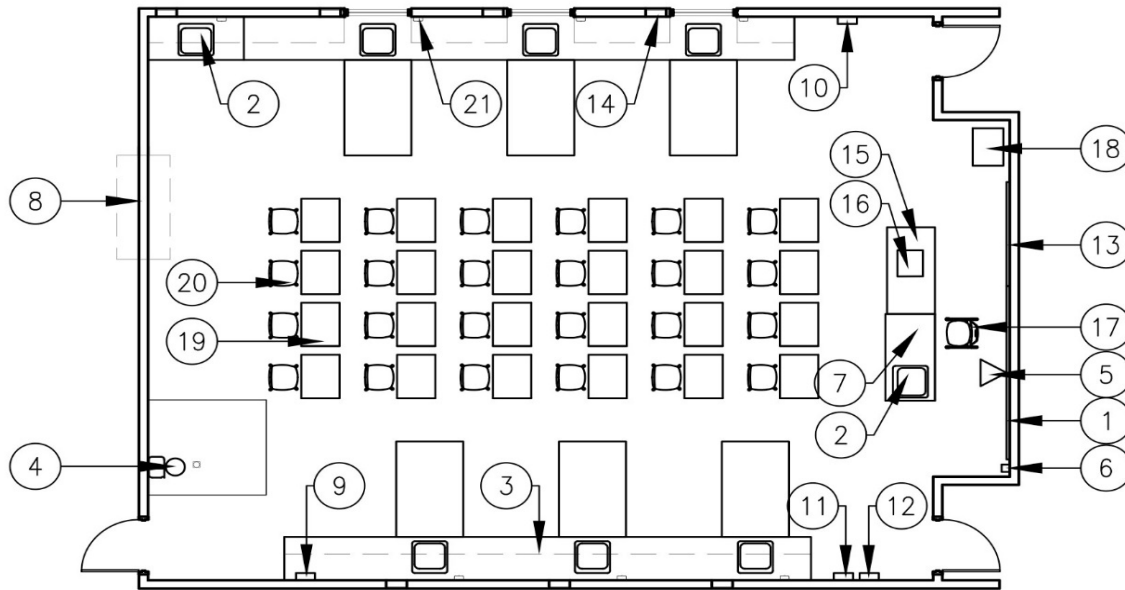
Team Activities - Teaming between rooms to enhance learning activities

Blended Learning- Engaging, active learning through technology

Small group work - Students work on activities where they sit and/or stand, and use a diversity of materials.

Law Enforcement Lab

LAYOUT



EQUIPMENT/FURNITURE

Furniture/Equipment	Tag No.	Notes	Qty.	Size	Comments
---------------------	---------	-------	------	------	----------

IN CONTRACT / CONTRACTOR PROVIDED

Markerboard	1	Below projector	1	5' x 10'	
Sinks	2	One Handicap Accessible	8		
Upper and Lower Cabinets	3	Line two walls; with sinks			
Emergency Eye Wash & Shower	4	Drain below; slope to c	1		
Instructional Display Technology	5		1		
Isimet Controls	6	Connect all utilities	1		
Teacher Demonstration Table	7		1	60" x 24" x 36"	
Pass-Thru Fume Hood	8		1		

Law Enforcement Lab					
First Aid Kit	9		1		
Fire Extinguisher Cabinet	10		1		
Goggle Cabinet	11		1		
Fire Blanket	12		1		
Markerboard	13		1		
Furniture/Equipment	Tag No.	Notes	Qty.	Size	Comments
NOT IN CONTRACT / OWNER PROVIDED					
Paper Towel Dispenser	14	Contractor Installed	8		
Teacher Desk	15		1		
Teacher Tool Set	16		1		
Task Chair	17		1		
Student Device Cart	18		1		
Student Table	19	Moveable	24		
Student Stool	20	With back	24		
Soap Dispenser	21	Contractor Installed	8		
Notes:					
<ol style="list-style-type: none"> 1. Provide fume hood in Chemistry Lab. Fume hood to be pass-thru to prep room. Ensure fume hood is handicap accessible. 2. Provide gas at all stations. 3. Provide outlets throughout for student device use. 4. Comply with TEA regulations for room exhaust. 5. Provide glass doors at upper cabinets. 6. Sinks to be tied to acid dilution waste piping and tank. Refer to Technical Design Guidelines. 					

Law Enforcement Classroom

PROGRAM SPACES

SPACES	Quantity:	Capacity	Area (SF):	Total (SF):	Comments:
Law Enforcement Classroom	1		1,000	1,000	

PROGRAM DETAILS

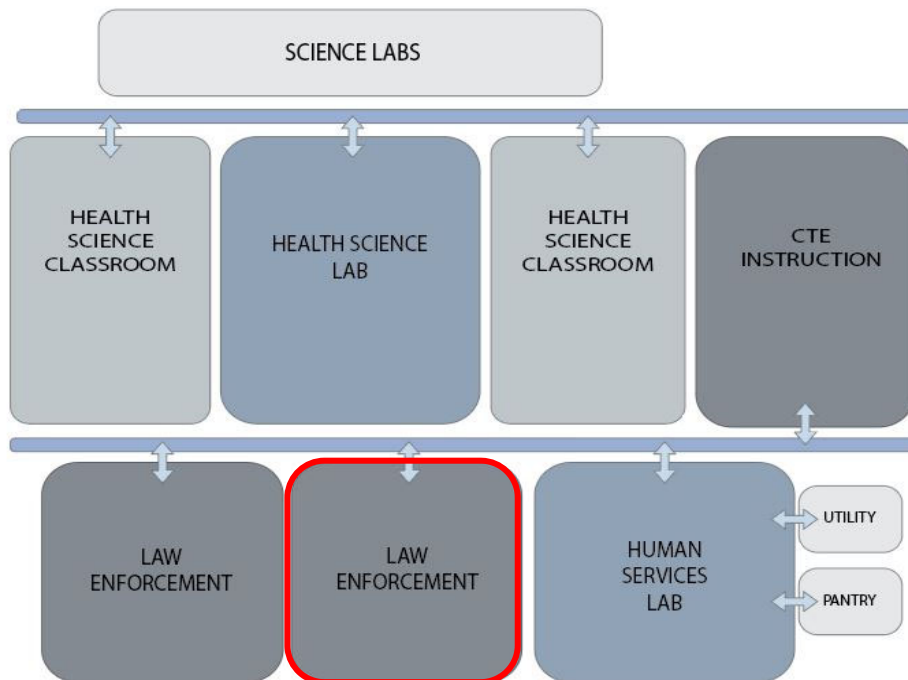
DESCRIPTION OF SPACE AND USES:

Students will learn an overview of the history, organization, and functions of local, state and federal law enforcement as well as the role of constitution law, US legal system, criminal law, terminology, classification, and elements of crime.

SPATIAL RELATIONSHIP:

Locate adjacent to Law Enforcement Lab and close to Science Labs.

RELATIONSHIP DIAGRAM



LEARNING FRAMEWORK

LEARNING ACTIVITIES:

Organized to facilitate a learner centered approach to instruction. Activities include whole class instruction, small group instruction (student-student and student-teacher), and individualized learning.

Law Enforcement Classroom

OTHER ACTIVITIES:

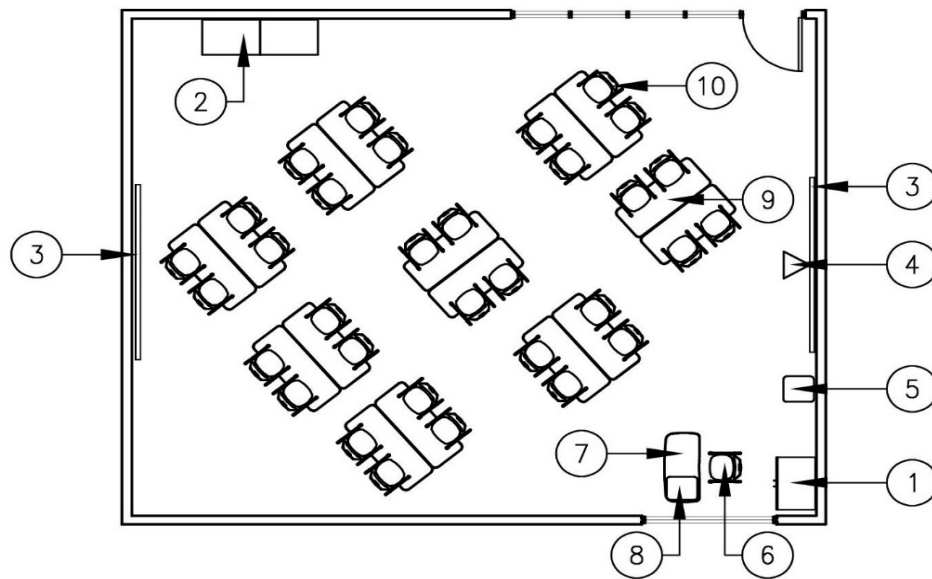
Team Activities - Teaming between rooms to enhance learning activities

Blended Learning- Engaging, active learning through technology

Small group work - Students work on activities where they sit and/or stand, and use a diversity of materials.

Law Enforcement Classroom

LAYOUT



EQUIPMENT/FURNITURE

Furniture/Equipment	Tag No.	Notes	Qty.	Size	Comments
IN CONTRACT / CONTRACTOR PROVIDED					
Teacher's Wardrobe	1	Lockable	1	36" x 24" x 84"	
Tall Shelving Unit	2	Lockable	2	36" x 24" x 84"	
Markerboard	3	One below projector	2	5' x 10'	
Instructional Display Technology	4		1		

Law Enforcement Classroom					
Furniture/Equipment	Tag No.	Notes	Qty.	Size	Comments
NOT IN CONTRACT / OWNER PROVIDED					
Student Device Cart	5		1		
Task Chair	6	Lockable Casters	1		
Teacher Desk	7		1		
Teacher Tool Set	8		1		
Student Desk	9		16		
Student Chair	10	Stackable	32		
Notes:					
<ol style="list-style-type: none"> 1. Provide windows to exterior for access to natural light and views to outdoors. 2. Provide windows to commons hallway for extended learning opportunities outside classroom. 					

PROGRAM SPACES

SPACES	Quantity:	Capacity	Area (SF):	Total (SF):	Comments:
Health Science Lab	1	30	1,600	1,600	

PROGRAM DETAILS

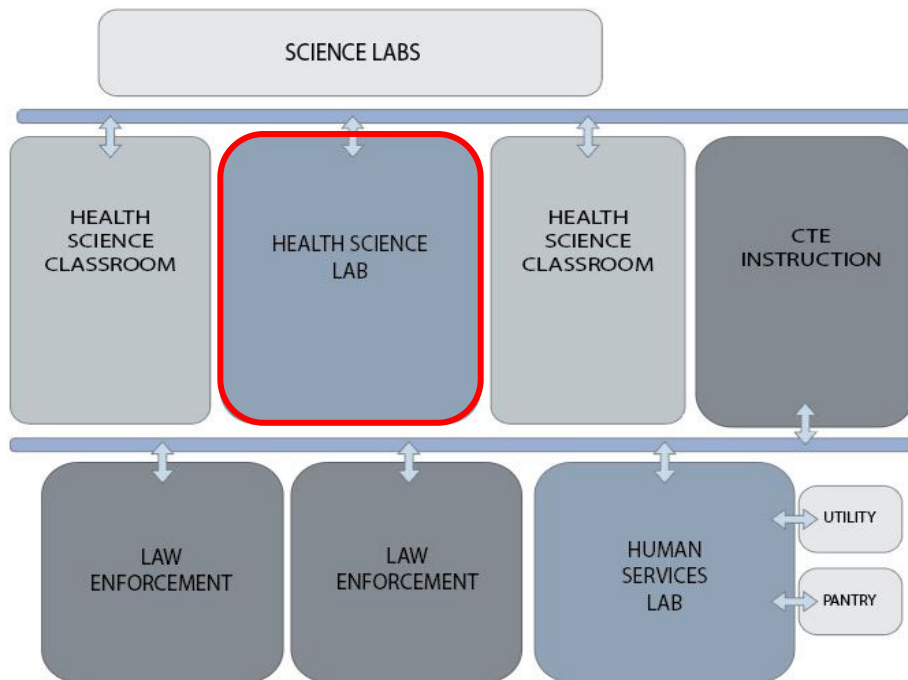
DESCRIPTION OF SPACE AND USES:

Instruction and hands on experience in health science.

SPATIAL RELATIONSHIP:

Locate within CTE area but also close to other Science Labs.

RELATIONSHIP DIAGRAM



LEARNING FRAMEWORK

LEARNING ACTIVITIES:

Organized to facilitate a learner centered approach to instruction. Activities include whole class instruction, small group instruction (student-student and student-teacher), and individualized learning.

OTHER ACTIVITIES:

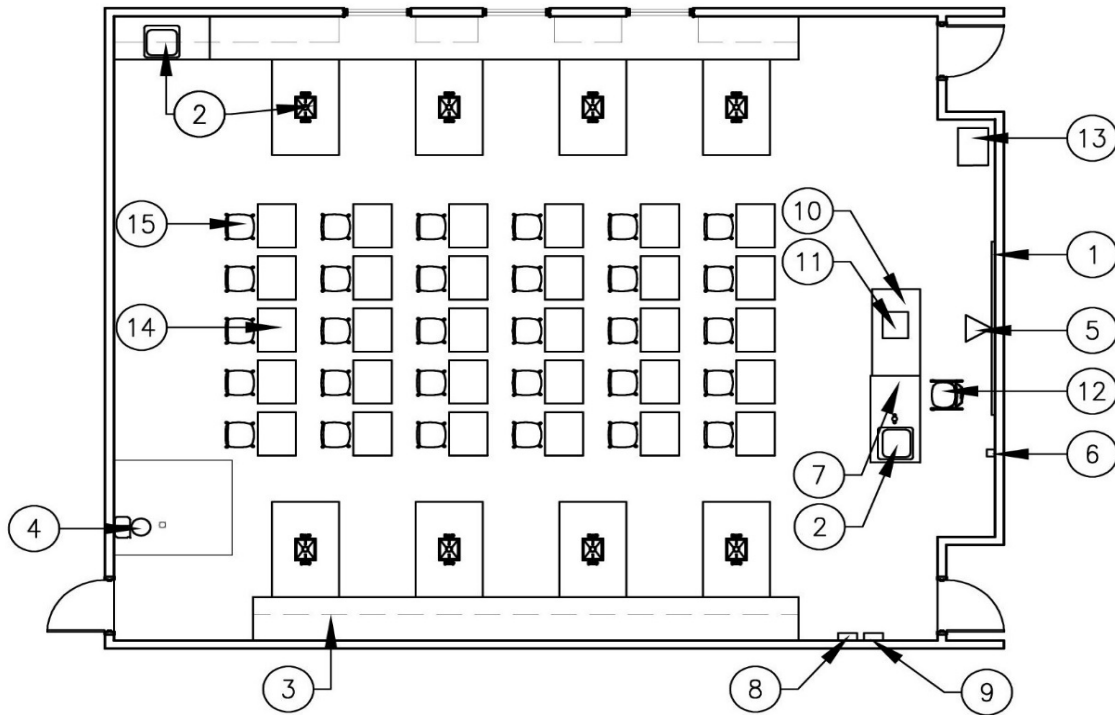
Team Activities - Teaming between rooms to enhance learning activities

Blended Learning- Engaging, active learning through technology

Small group work - Students work on activities where they sit and/or stand, and use a diversity of materials.

Health Science Lab

LAYOUT



EQUIPMENT/FURNITURE

Furniture/Equipment	Tag No.	Notes	Qty.	Size	Comments
IN CONTRACT / CONTRACTOR PROVIDED					
Markerboard	1		1	5' x 10'	
Sink	2		1	36" x 24" x 84"	
Upper and Lower Cabinets	3		3		
Emergency Shower	4	With floor drain			
Instructional Display Technology	5		1		
Emergency Disconnect	6				
Demonstration Table	7				
Goggle Cabinet	8				
Fire Blanket	9				

Health Science Lab					
Furniture/Equipment	Tag No.	Notes	Qty.	Size	Comments
NOT IN CONTRACT / OWNER PROVIDED					
Teacher Desk	10		1		
Teacher Tool Set	11		1		
Task Chair	12		1		
Student Devices	13		1		
Student Tables	14		30		
Student Tables	15		30		
Notes:					

Health Science Classroom

PROGRAM SPACES

SPACES	Quantity:	Capacity	Area (SF):	Total (SF):	Comments:
Health Science Classroom	2		850	1,700	

PROGRAM DETAILS

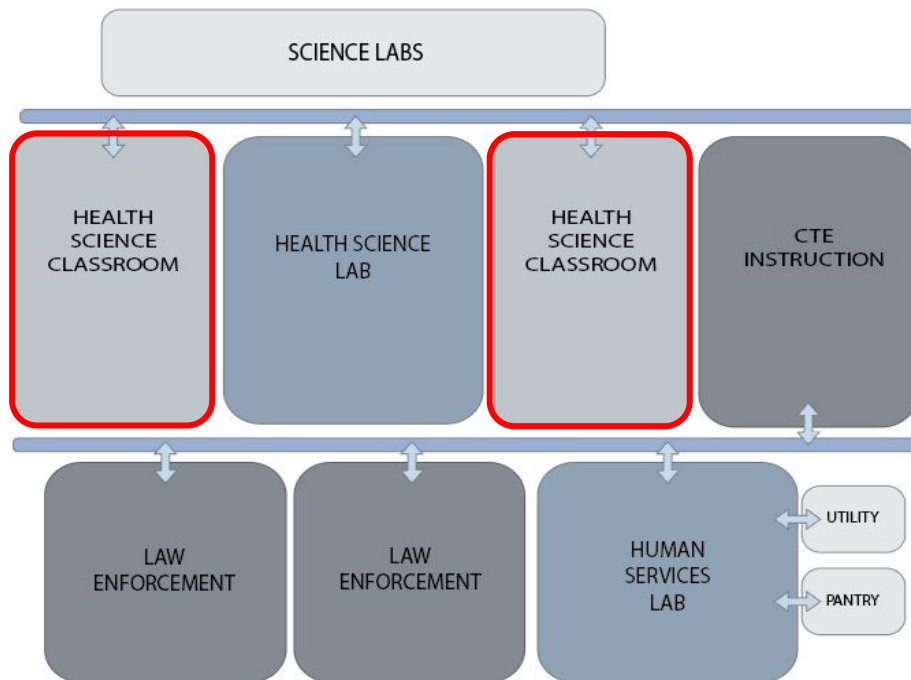
DESCRIPTION OF SPACE AND USES:

Students will learn an overview of the health care industry including therapeutic and diagnostic services, health information, basic anatomy and physiology, medical terminology and ethical and legal concerns of the industry.

SPATIAL RELATIONSHIP:

Locate within CTE area but also close to other Science Labs.

RELATIONSHIP DIAGRAM



LEARNING FRAMEWORK

LEARNING ACTIVITIES:

Organized to facilitate a learner centered approach to instruction. Activities include whole class instruction, small group instruction (student-student and student-teacher), and individualized learning.

Health Science Classroom

OTHER ACTIVITIES:

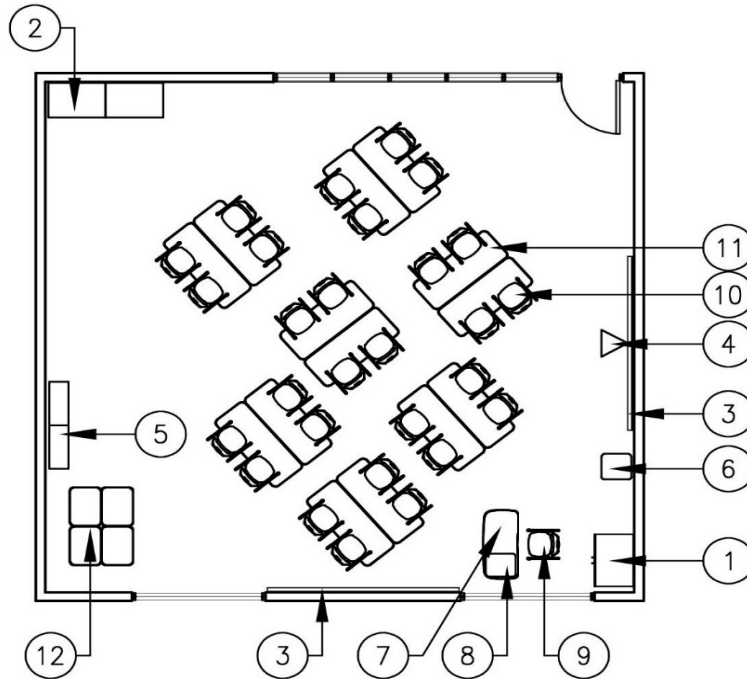
Team Activities - Teaming between rooms to enhance learning activities

Blended Learning- Engaging, active learning through technology

Small group work - Students work on activities where they sit and/or stand, and use a diversity of materials.

Health Science Classroom

LAYOUT



EQUIPMENT/FURNITURE

Furniture/Equipment	Tag No.	Notes	Qty.	Size	Comments
IN CONTRACT / CONTRACTOR PROVIDED					
Teacher Wardrobe	1	Lockable	1	36" x 24" x 84"	
Tall Shelving Unit	2	Lockable	2	36" x 24" x 84"	
Markerboard	3	One below projector	2	5' x 8'	
Instructional Display Technology	4		1		

Health Science Classroom					
Furniture/Equipment	Tag No.	Notes	Qty.	Size	Comments
NOT IN CONTRACT / OWNER PROVIDED					
Bookcase	5		2		
Student Devices	6		1		
Teacher Desk	7		1		
Teacher Tool Set	8		1		
Task Chair	9		1		
Student Chair	10	Stackable	28		
Student Desk	11		14		
Student Desk	12	Standing Height	4		
Notes:					
1. Provide windows to exterior for access to natural light and views to outdoors. 2. Provide windows to commons hallway for extended learning opportunities outside classroom.					

PROGRAM SPACES

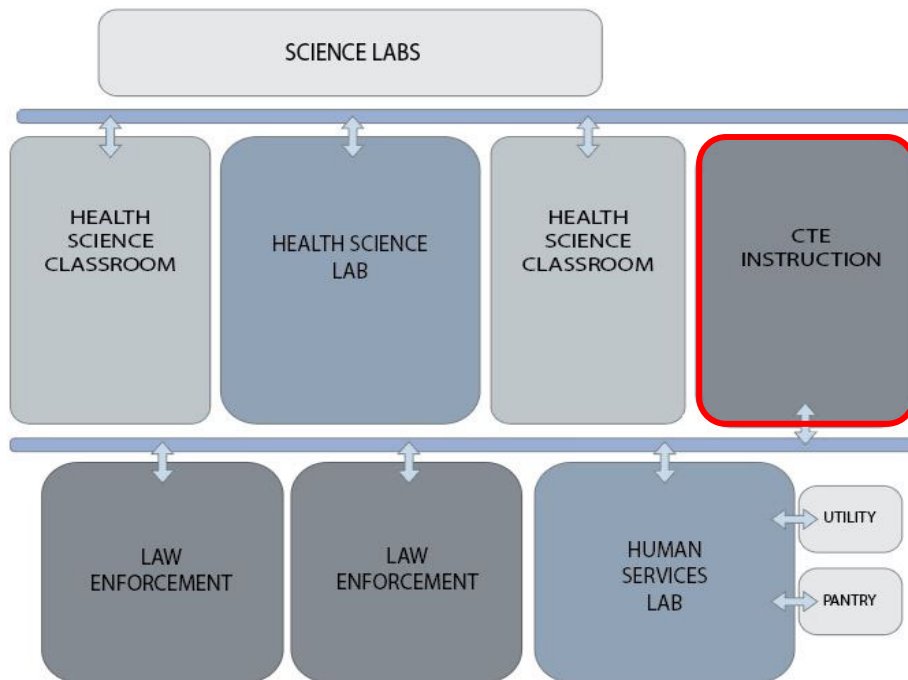
SPACES	Quantity:	Capacity	Area (SF):	Total (SF):	Comments:
CTE Instruction	1		750	750	

PROGRAM DETAILS

DESCRIPTION OF SPACE AND USES:
 Students receive hands on training for sewing.

SPATIAL RELATIONSHIP:
 Locate within CTE area near other special lab and next to Human Services Lab.

RELATIONSHIP DIAGRAM



LEARNING FRAMEWORK

LEARNING ACTIVITIES:

Organized to facilitate a learner centered approach to instruction. Activities include whole class instruction, small group instruction (student-student and student-teacher), and individualized learning.

OTHER ACTIVITIES:

Team Activities - Teaming between rooms to enhance learning activities

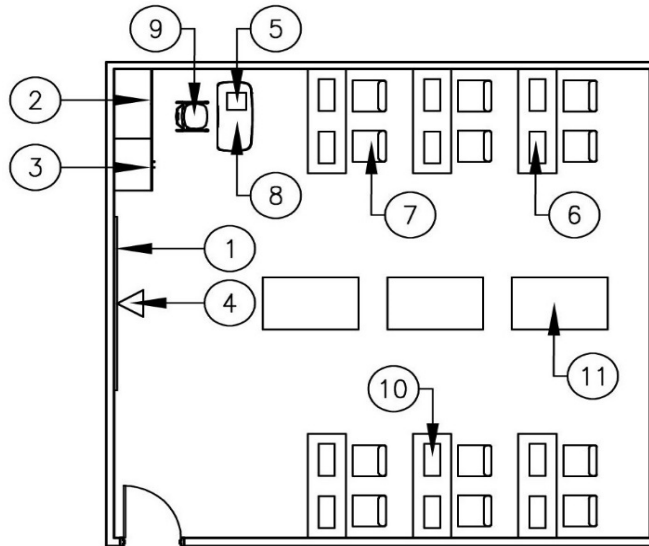
CTE Instruction

Blended Learning- Engaging, active learning through technology

Small group work - Students work on activities where they sit and/or stand, and use a diversity of materials.

CTE Instruction

LAYOUT



EQUIPMENT/FURNITURE

Furniture/Equipment	Tag No.	Notes	Qty.	Size	Comments
IN CONTRACT / CONTRACTOR PROVIDED					
Markerboard	1		1	5' x 16	
Teacher Wardrobe	2		1	36" x 24" x 84"	
Tall Storage	3			36" x 24" x 84"	
Instructional Display Technology	4		1		
NOT IN CONTRACT / OWNER PROVIDED					
Teacher Tool Set	5		1		
Table	6	Sewing	6	6' x 2' x 30"	
Chairs	7		12		
Teacher Desk	8		1		
Task Chair	9		1		
Sewing Machine	10		12		
Cutting Table	11		3		

Notes:

Human Services Lab

PROGRAM SPACES

SPACES	Quantity:	Capacity	Area (SF):	Total (SF):	Comments:
Human Services Lab	1		1,800	1,800	

PROGRAM DETAILS

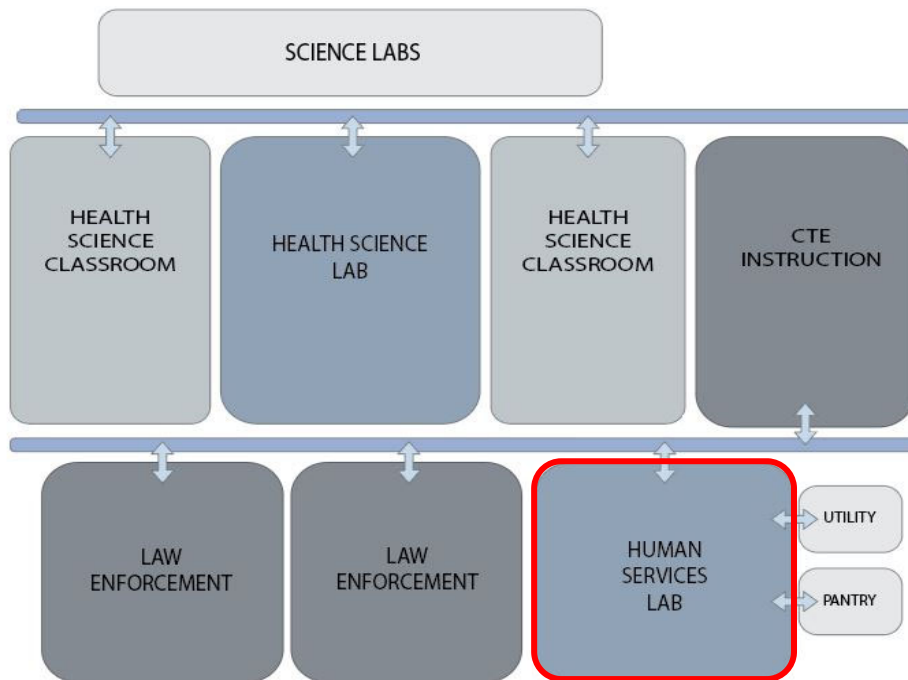
DESCRIPTION OF SPACE AND USES:

Students learn basics in human services, including early childhood development, family/community and personal care services. Nutrition, dietary practices and budget management concepts are also taught.

SPATIAL RELATIONSHIP:

Locate within CTE area near other special labs.

RELATIONSHIP DIAGRAM



LEARNING FRAMEWORK

LEARNING ACTIVITIES:

Organized to facilitate a learner centered approach to instruction. Activities include whole class instruction, small group instruction (student-student and student-teacher), and individualized learning.

OTHER ACTIVITIES:

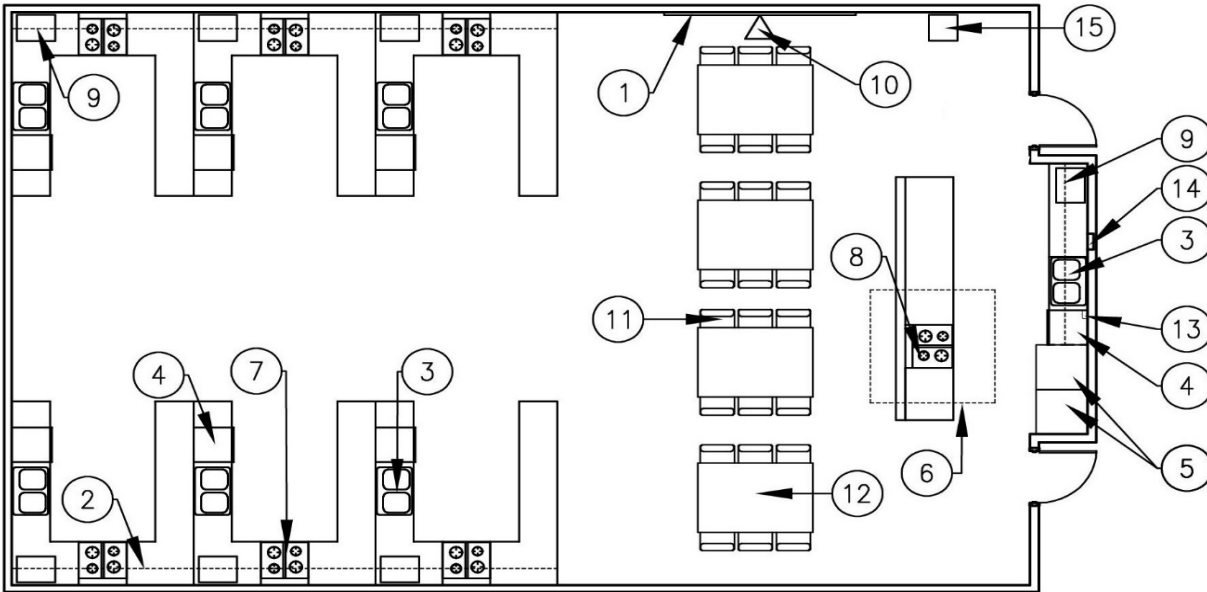
Team Activities - Teaming between rooms to enhance learning activities

Blended Learning- Engaging, active learning through technology

Small group work - Students work on activities where they sit and/or stand, and use a diversity of materials.

Human Services Lab

LAYOUT



EQUIPMENT/FURNITURE

Furniture/Equipment	Tag No.	Notes	Qty.	Size	Comments
---------------------	---------	-------	------	------	----------

IN CONTRACT / CONTRACTOR PROVIDED

Markerboard	1		1	5' x 6'	
Lower Cabinets	2	Student workstations	6		
Double Compartment Sink	3	Garbage disposal	7		
Dishwasher	4		7		
Refrigerator	5		2		
Mirror	6	Above teacher workstation	1		
Stove	7	With vent hood	6		
Stove	8	With downdraft vent	1		
Microwave	9		7		
Instructional Display Technology	10		1		

Human Services Lab					
Furniture/Equipment	Tag No.	Notes	Qty.	Size	Comments
NOT IN CONTRACT / OWNER PROVIDED					
Chair	11		24		
Table	12		4		
Soap Dispenser	13	Contractor installed	7		
Paper Towel Dispenser	14	Contractor installed	7		
Teacher Tool Set	15		1		
Notes:					

Human Services Utility Room

PROGRAM SPACES

SPACES	Quantity:	Capacity	Area (SF):	Total (SF):	Comments:
Human Services Utility Room	1		150	150	

PROGRAM DETAILS

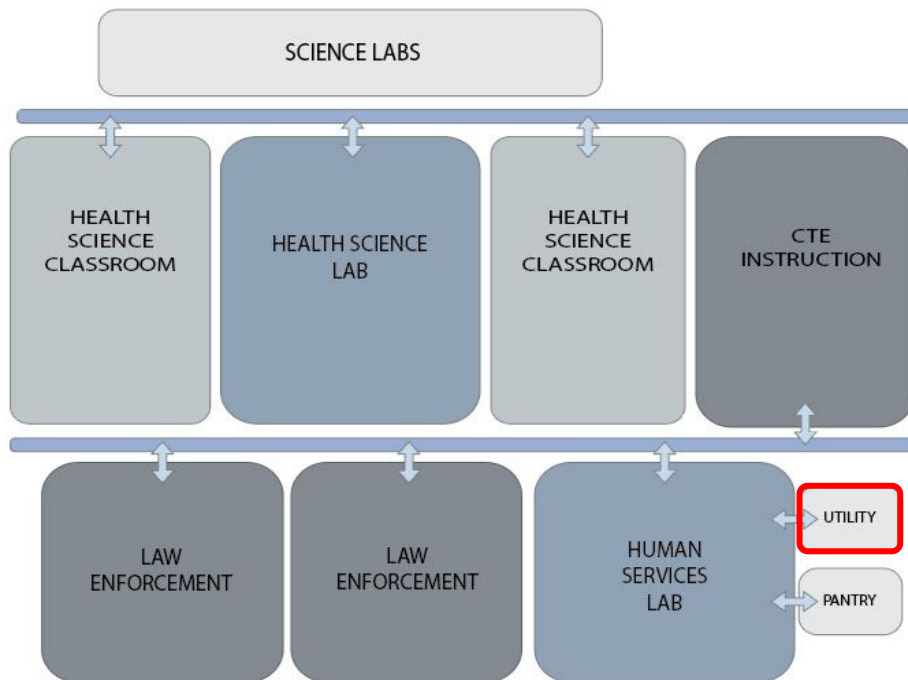
DESCRIPTION OF SPACE AND USES:

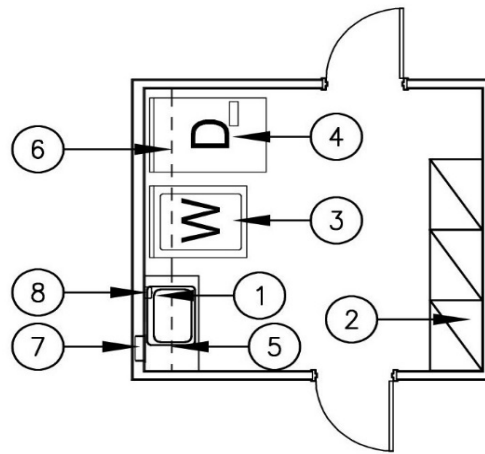
Storage of supplies and materials.

SPATIAL RELATIONSHIP:

Locate within CTE area near other special labs adjacent to Human Services Lab

RELATIONSHIP DIAGRAM





EQUIPMENT/FURNITURE

Furniture/Equipment	Tag No.	Notes	Qty.	Size	Comments
---------------------	---------	-------	------	------	----------

IN CONTRACT / CONTRACTOR PROVIDED

Deep Sink	1		1		
Metal Shelving	2		3	36" x 24" x 84"	
Residential Washer	3		1		
Residential Dryer	4		1		
Upper and Lower Cabinets	5		1		

Furniture/Equipment	Tag No.	Notes	Qty.	Size	Comments
---------------------	---------	-------	------	------	----------

NOT IN CONTRACT / OWNER PROVIDED

Soap Dispenser	6	Contractor installed	1		
Paper Towel Dispenser	7	Contractor installed	1		

Notes:

Human Services Pantry

PROGRAM SPACES

SPACES	Quantity:	Capacity	Area (SF):	Total (SF):	Comments:
Human Services Pantry	1		100	100	

PROGRAM DETAILS

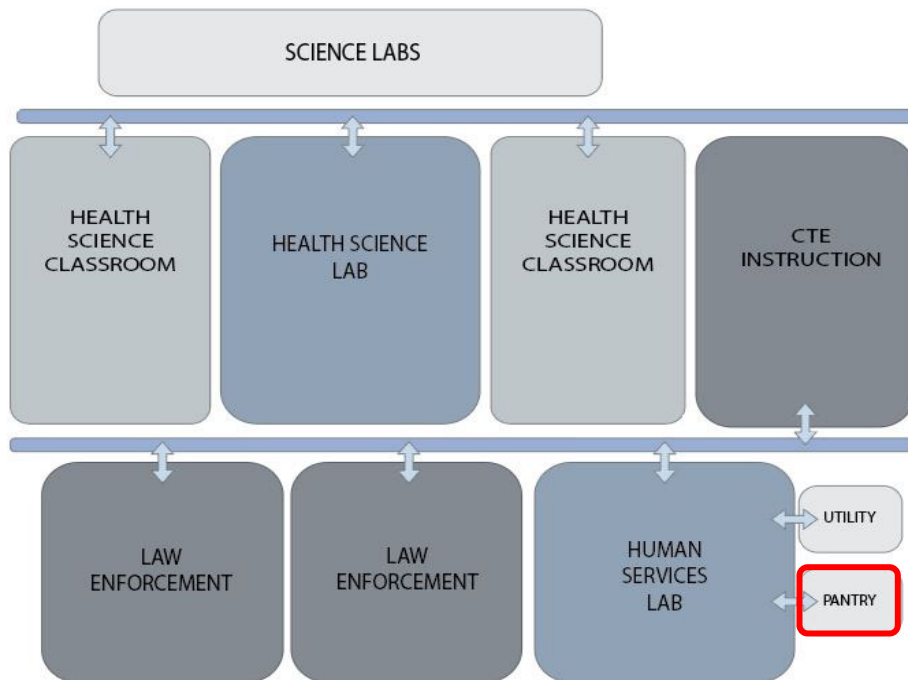
DESCRIPTION OF SPACE AND USES:

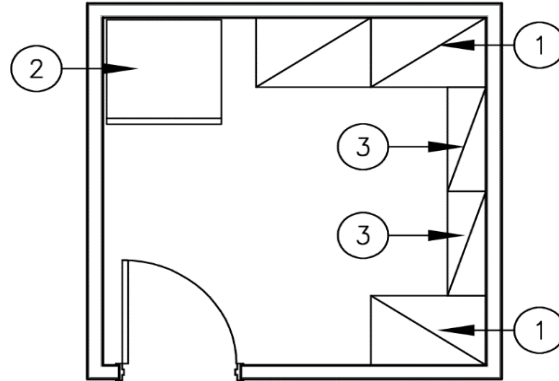
Pantry for cooking supplies, food, etc. for Human Services Lab

SPATIAL RELATIONSHIP:

Locate within CTE area near other special labs adjacent to Human Services Lab

RELATIONSHIP DIAGRAM





EQUIPMENT/FURNITURE

Furniture/Equipment	Tag No.	Notes	Qty.	Size	Comments
IN CONTRACT / CONTRACTOR PROVIDED					
Metal Shelving	1		3	36" x 24" x 84"	
Refrigerator	2	Full Size	1		
Metal Shelving	3		2	36" x 24" x 12"	
Furniture/Equipment	Tag No.	Notes	Qty.	Size	Comments
NOT IN CONTRACT / OWNER PROVIDED					

Notes:

Arts and Audio Visual

PROGRAM SPACES

SPACES	Quantity:	Capacity	Area (SF):	Total (SF):	Comments:
Arts and Audio Visual	1		1,200	1,200	

PROGRAM DETAILS

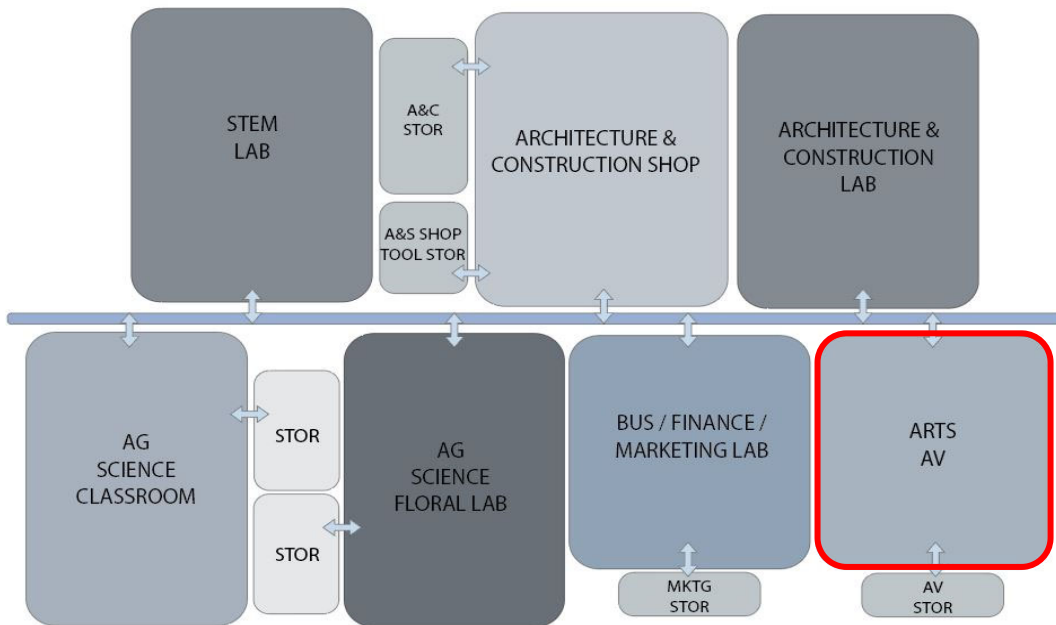
DESCRIPTION OF SPACE AND USES:

Students will use software applications, manipulate graphics within documents and presentations, and conduct internet research to improve their interpersonal skills in a professional setting.

SPATIAL RELATIONSHIP:

Locate within CTE area.

RELATIONSHIP DIAGRAM



LEARNING FRAMEWORK

LEARNING ACTIVITIES:

Organized to facilitate a learner centered approach to instruction. Activities include whole class instruction, small group instruction (student-student and student-teacher), and individualized learning.

OTHER ACTIVITIES:

Team Activities - Teaming between rooms to enhance learning activities

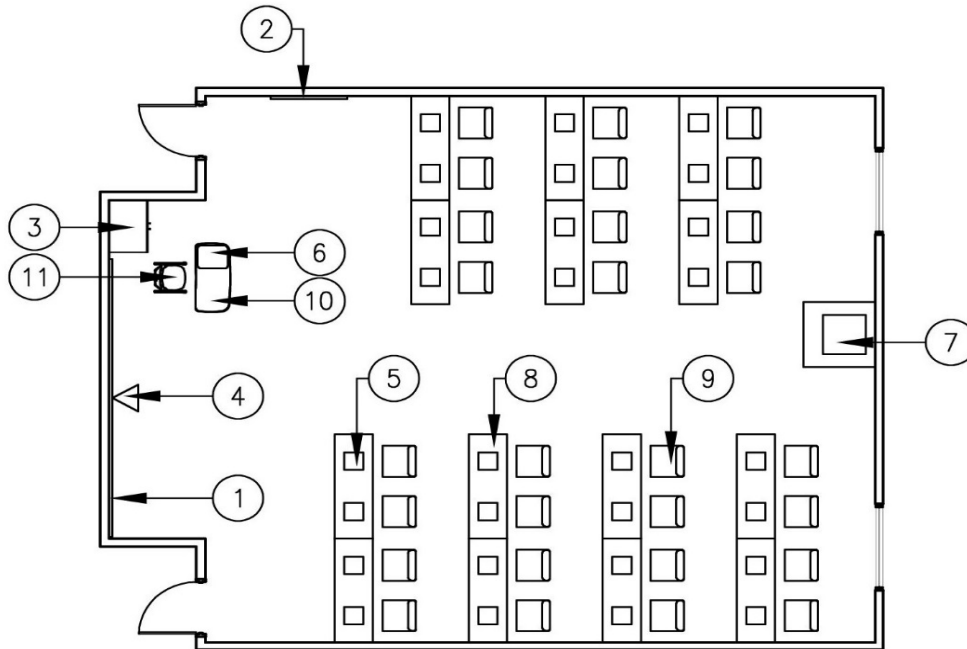
Arts and Audio Visual

Blended Learning- Engaging, active learning through technology

Small group work - Students work on activities where they sit and/or stand, and use a diversity of materials.

Arts and Audio Visual

LAYOUT



EQUIPMENT/FURNITURE

Furniture/Equipment	Tag No.	Notes	Qty.	Size	Comments
IN CONTRACT / CONTRACTOR PROVIDED					
Markerboard	1		1	5' x 10'	
Markerboard	2	Below Projection	1	4' x 4'	
Teacher Wardrobe	3			36" x 24" x 84"	
Instructional Display Technology	4		1		
Furniture/Equipment	Tag No.	Notes	Qty.	Size	Comments
NOT IN CONTRACT / OWNER PROVIDED					
Student Devices	5		1		
Teacher Tool set	6		1		
Printer	7		1		
Student Table	8		14		
Student Chair	9		28		
Teacher Desk	10		1		
Task Chair	11		1		

Notes:

1. Walls to extend to deck for added acoustical separation.

Arts and Audio Visual Storage

PROGRAM SPACES

SPACES	Quantity:	Capacity	Area (SF):	Total (SF):	Comments:
Arts and Audio Visual Storage	1		120	120	

PROGRAM DETAILS

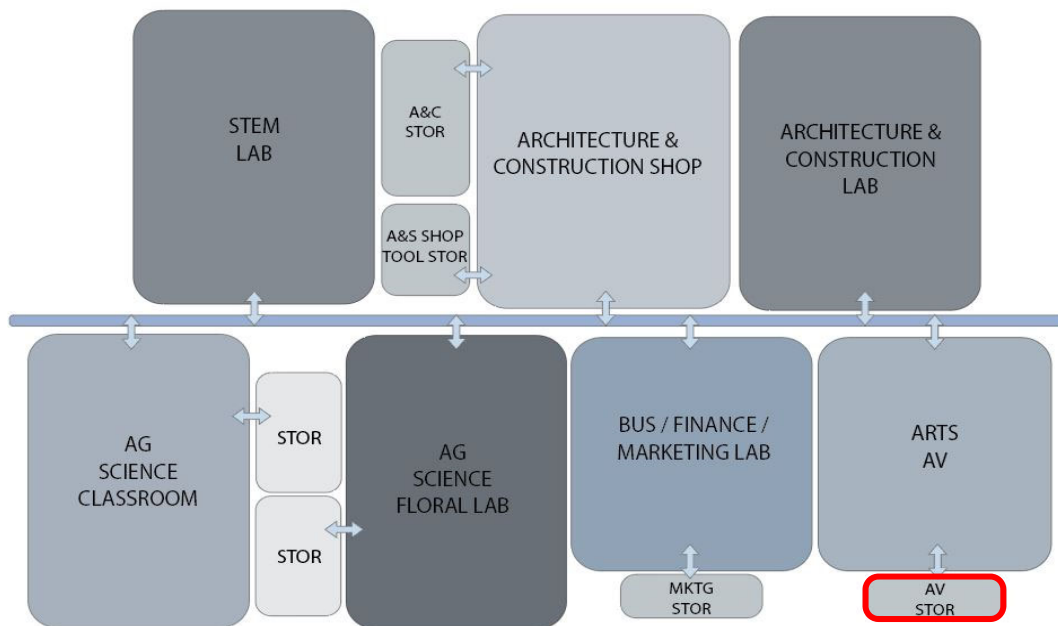
DESCRIPTION OF SPACE AND USES:

Storage for Arts AV Labs.

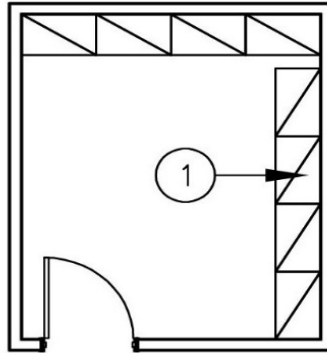
SPATIAL RELATIONSHIP:

Locate within CTE area adjacent to Ag Science/Floral Lab

RELATIONSHIP DIAGRAM



LEARNING FRAMEWORK



EQUIPMENT/FURNITURE

Furniture/Equipment	Tag No.	Notes	Qty.	Size	Comments
---------------------	---------	-------	------	------	----------

IN CONTRACT / CONTRACTOR PROVIDED

Metal Shelving	1		8	36" x 24" x 84"	

Furniture/Equipment	Tag No.	Notes	Qty.	Size	Comments
---------------------	---------	-------	------	------	----------

NOT IN CONTRACT / OWNER PROVIDED

Notes:

Business / Finance / Marketing Lab

PROGRAM SPACES

SPACES	Quantity:	Capacity	Area (SF):	Total (SF):	Comments:
Business / Finance / Marketing Lab	1	30	1,600	1,600	

PROGRAM DETAILS

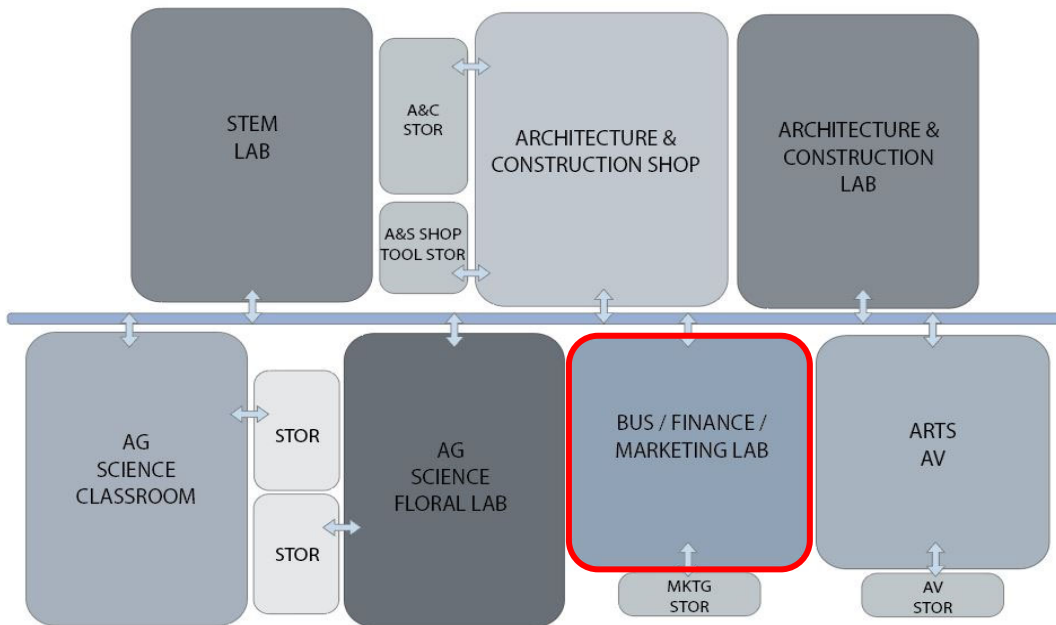
DESCRIPTION OF SPACE AND USES:

Students will explore global markets, methods used for pricing goods/services, concepts of distribution, advertising and personal finance. Emphasis will be placed on creating an effective marketing mix and understanding personal financial management.

SPATIAL RELATIONSHIP:

Locate within CTE area.

RELATIONSHIP DIAGRAM



LEARNING FRAMEWORK

LEARNING ACTIVITIES:

Organized to facilitate a learner centered approach to instruction. Activities include whole class instruction, small group instruction (student-student and student-teacher), and individualized learning.

Business / Finance / Marketing Lab

OTHER ACTIVITIES:

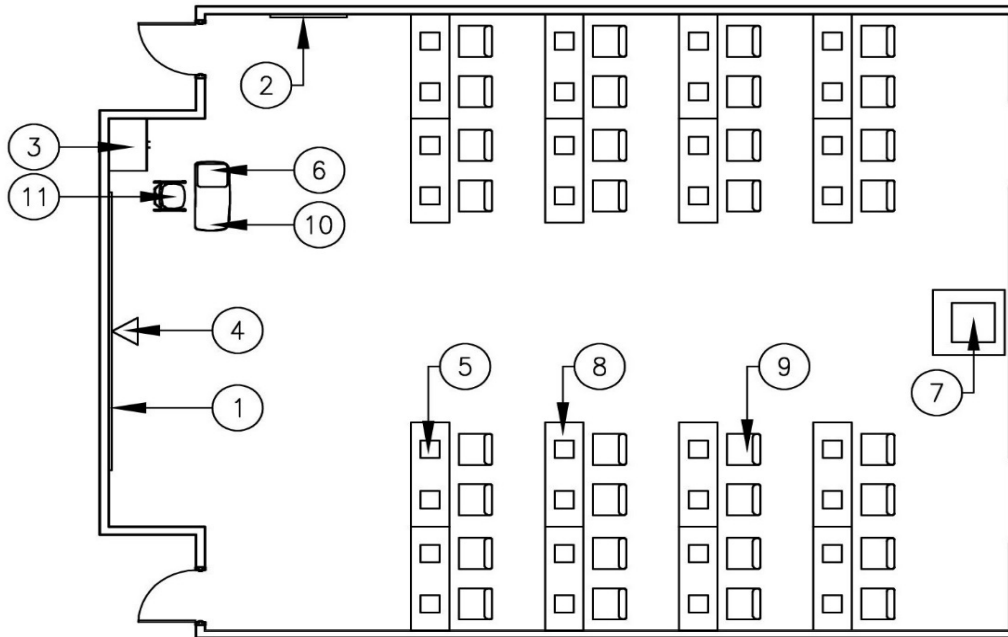
Team Activities - Teaming between rooms to enhance learning activities

Blended Learning- Engaging, active learning through technology

Small group work - Students work on activities where they sit and/or stand, and use a diversity of materials.

Business / Finance / Marketing Lab

LAYOUT



EQUIPMENT/FURNITURE

Furniture/Equipment	Tag No.	Notes	Qty.	Size	Comments
IN CONTRACT / CONTRACTOR PROVIDED					
Markerboard	1	Below Projector	1	5' x 16'	
Markerboard	2		1	4' x 4'	
Teacher Wardrobe	3		2	36" x 24" x 84"	
Instructional Display Technology	4		1		

Business / Finance / Marketing Lab					
Furniture/Equipment	Tag No.	Notes	Qty.	Size	Comments
NOT IN CONTRACT / OWNER PROVIDED					
Student Devices	5		32		
Teacher Tool Set	6		37		
Printer	7		1		
Student Tables	8		16		
Student Chair	9		32		
Teacher Desk	10		1		
Task Chair	11		1		
Notes:					

Business / Finance / Marketing Storage

PROGRAM SPACES

SPACES	Quantity:	Capacity	Area (SF):	Total (SF):	Comments:
Business / Finance / Marketing Storage	1	30	150	150	

PROGRAM DETAILS

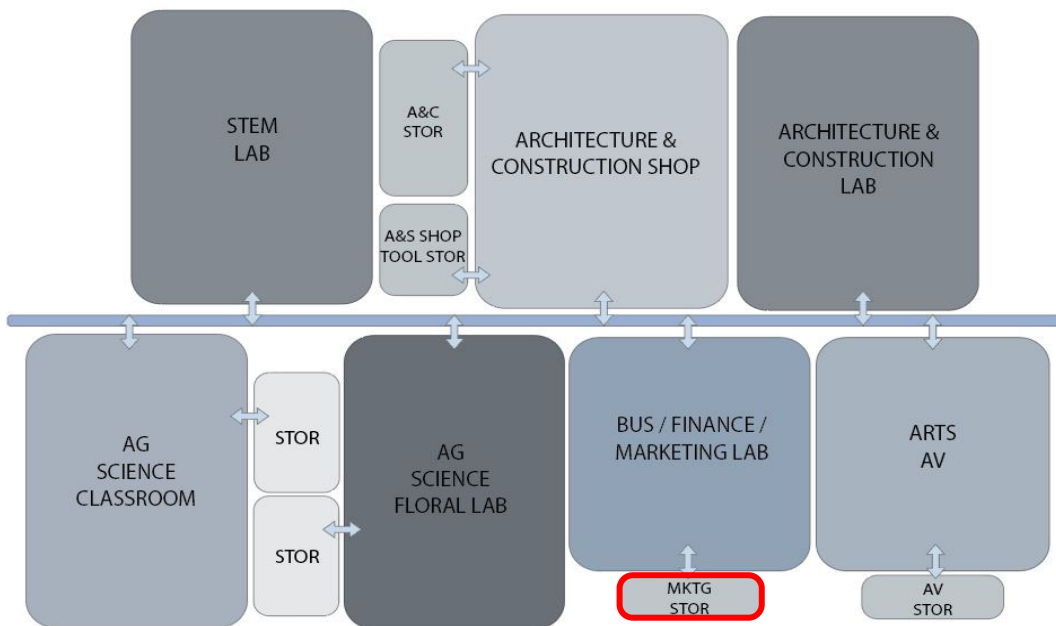
DESCRIPTION OF SPACE AND USES:

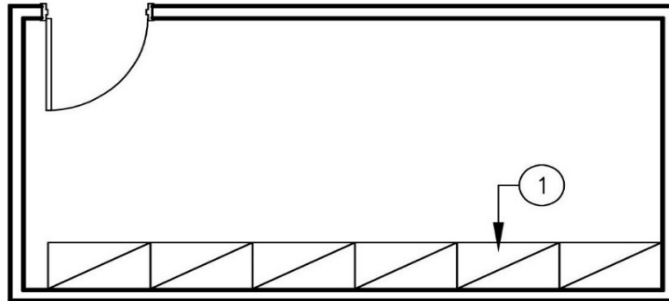
Storage of materials and supplies for Business / Finance / Marketing Lab.

SPATIAL RELATIONSHIP:

Locate within CTE area.

RELATIONSHIP DIAGRAM





EQUIPMENT/FURNITURE

Furniture/Equipment	Tag No.	Notes	Qty.	Size	Comments
---------------------	---------	-------	------	------	----------

IN CONTRACT / CONTRACTOR PROVIDED

Metal Shelving	1		6		

Furniture/Equipment	Tag No.	Notes	Qty.	Size	Comments
---------------------	---------	-------	------	------	----------

NOT IN CONTRACT / OWNER PROVIDED

Notes:

--

Ag Science Classroom

PROGRAM SPACES

SPACES	Quantity:	Capacity	Area (SF):	Total (SF):	Comments:
Ag Science Classroom	1	28	850	850	

PROGRAM DETAILS

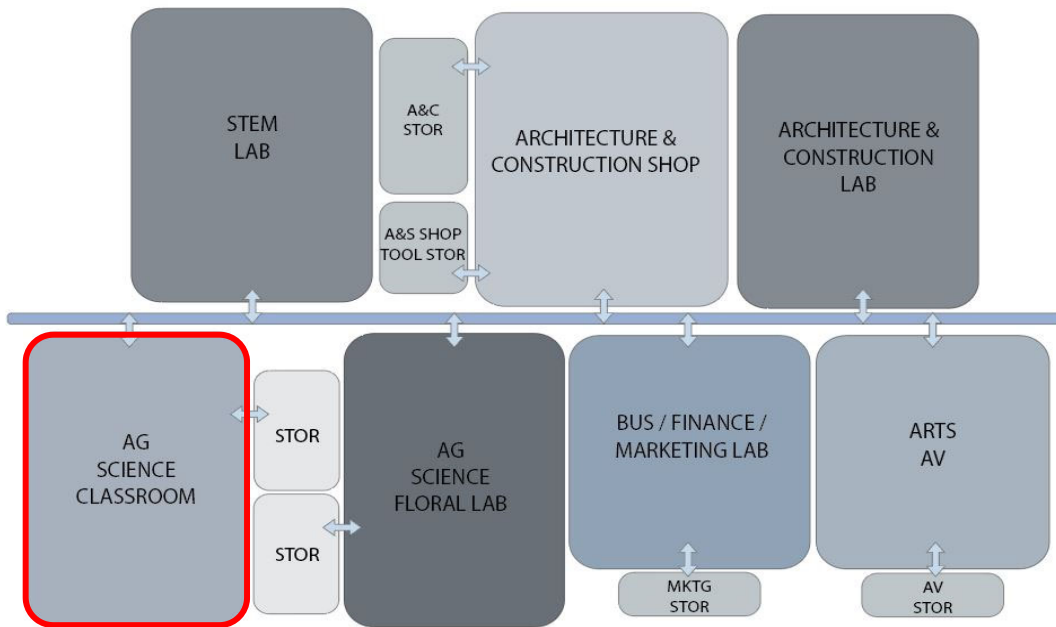
DESCRIPTION OF SPACE AND USES:

Classroom instruction includes study of breeds of swine, sheep, poultry, and cattle. Basic plant and soil science as well as foundational shop experience are included.

SPATIAL RELATIONSHIP:

Locate within CTE area, close to Architecture and Construction.

RELATIONSHIP DIAGRAM



LEARNING FRAMEWORK

LEARNING ACTIVITIES:

Organized to facilitate a learner centered approach to instruction. Activities include whole class instruction, small group instruction (student-student and student-teacher), and individualized learning.

Ag Science Classroom

OTHER ACTIVITIES:

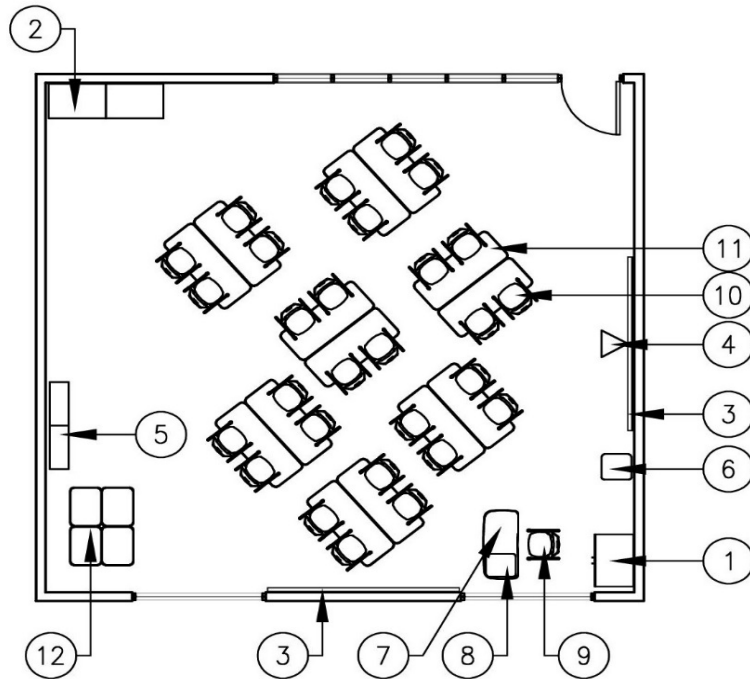
Team Activities - Teaming between rooms to enhance learning activities

Blended Learning- Engaging, active learning through technology

Small group work - Students work on activities where they sit and/or stand, and use a diversity of materials.

Ag Science Classroom

LAYOUT



EQUIPMENT/FURNITURE

Furniture/Equipment	Tag No.	Notes	Qty.	Size	Comments
IN CONTRACT / CONTRACTOR PROVIDED					
Teacher Wardrobe	1	Lockable	1	36" x 24" x 84"	
Tall Shelving Unit	2	Lockable	2	36" x 24" x 84"	
Markerboard	3	One below projector	2	5' x 8'	
Instructional Display Technology	4		1		

Ag Science Classroom					
Furniture/Equipment	Tag No.	Notes	Qty.	Size	Comments
NOT IN CONTRACT / OWNER PROVIDED					
Bookcase	5		2		
Student Devices	6		1		
Teacher Desk	7		1		
Teacher Tool Set	8		1		
Task Chair	9		1		
Student Chair	10	Stackable	28		
Student Desk	11		14		
Student Desk	12	Standing Height	4		
Notes:					
1. Provide windows to exterior for access to natural light and views to outdoors. 2. Provide windows to commons hallway for extended learning opportunities outside classroom.					

PROGRAM SPACES

SPACES	Quantity:	Capacity	Area (SF):	Total (SF):	Comments:
Ag Science / Floral Lab	1	28	1,200	1,200	

PROGRAM DETAILS

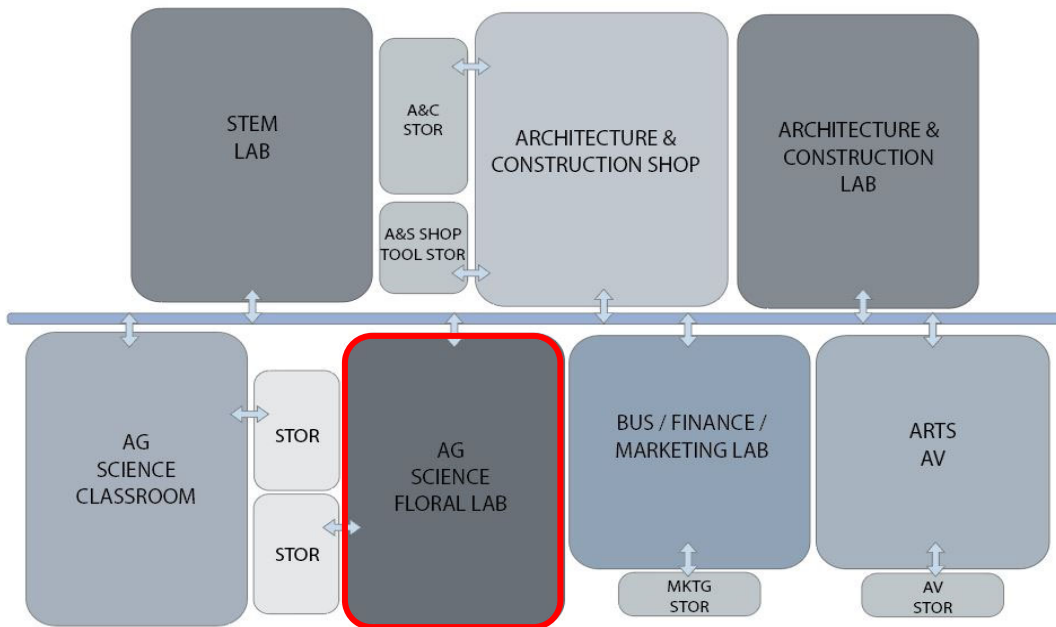
DESCRIPTION OF SPACE AND USES:

Class prepares students for a career in the floriculture industry. Students gain the knowledge of flora design, and associated skills including design principles, plant identification and classifications.

SPATIAL RELATIONSHIP:

Locate within CTE area close to Architecture and Construction.

RELATIONSHIP DIAGRAM



LEARNING FRAMEWORK

LEARNING ACTIVITIES:

Organized to facilitate a learner centered approach to instruction. Activities include whole class instruction, small group instruction (student-student and student-teacher), and individualized learning.

OTHER ACTIVITIES:

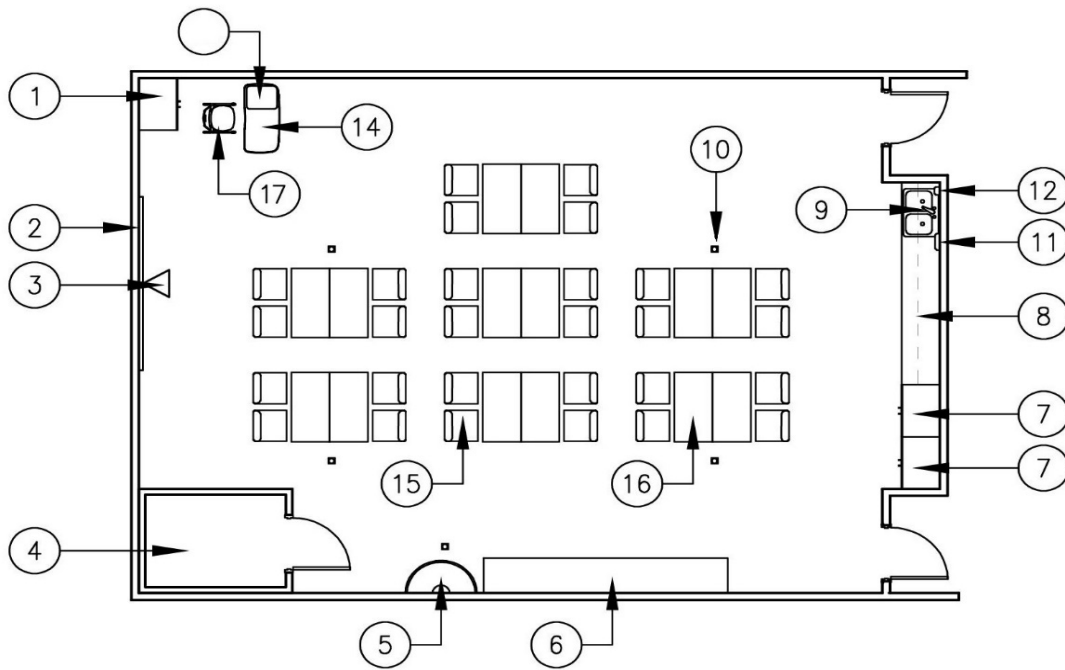
Team Activities - Teaming between rooms to enhance learning activities

Blended Learning- Engaging, active learning through technology

Small group work - Students work on activities where they sit and/or stand, and use a diversity of materials.

Ag Science / Floral Lab

LAYOUT



EQUIPMENT/FURNITURE

Furniture/Equipment	Tag No.	Notes	Qty.	Size	Comments
IN CONTRACT / CONTRACTOR PROVIDED					
Teacher Wardrobe	1			36" x 24" x 84"	
Markerboard	2		1	5' x 10'	
Instructional Display Technology	3		1		
Floral Cooler	4		1		
Trough Sink	5		1		
Stainless Steel Worktable	6		1		
Tall Shelving	7	Lockable	2		
Upper and Lower Cabinets	8		1		
Sink	9		1		
Floor Drains	10		4		

Ag Science / Floral Lab					
Furniture/Equipment	Tag No.	Notes	Qty.	Size	Comments
NOT IN CONTRACT / OWNER PROVIDED					
Paper Towel Dispenser	11	Contractor installed	1		
Soap Dispensers	12	Contractor installed	1		
Task Chair	13		1		
Teacher Desk	14		1		
Student Chair	15		28		
Student Table	16		14	24" x 48"	
Teacher Tool Set	17		1		
Notes:					
1. Locate close to greenhouse.					

PROGRAM SPACES

SPACES	Quantity:	Capacity	Area (SF):	Total (SF):	Comments:
Ag Storage	2		150	300	

PROGRAM DETAILS

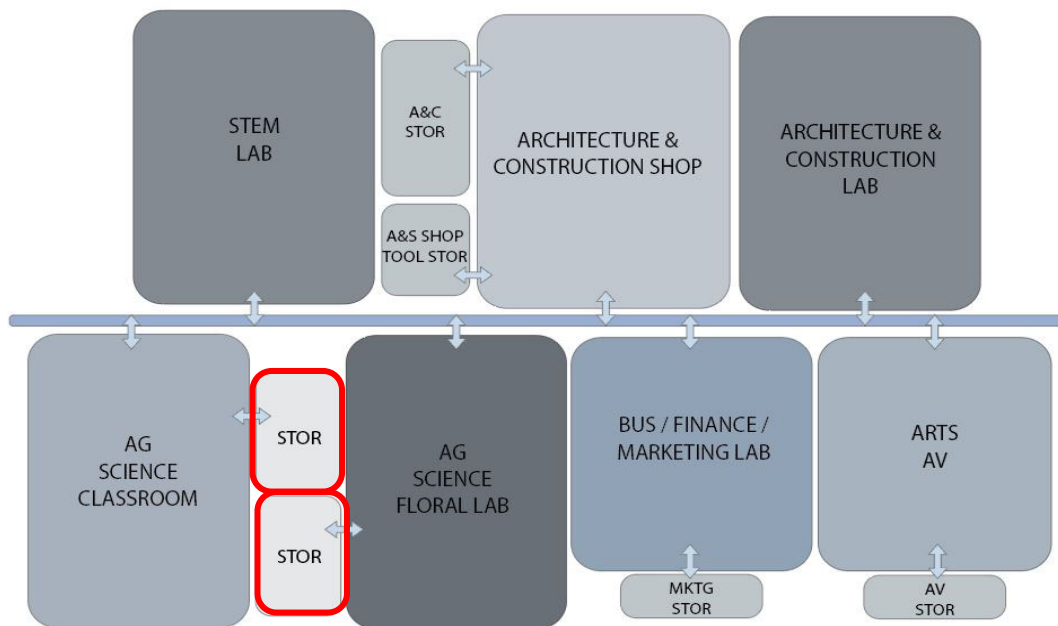
DESCRIPTION OF SPACE AND USES:

Storage for Agricultural Science and Floral Lab.

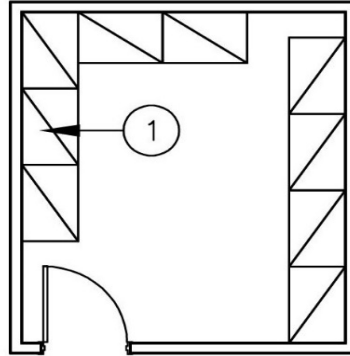
SPATIAL RELATIONSHIP:

Locate within CTE area.

RELATIONSHIP DIAGRAM



Ag Storage **Ag Storage**
LAYOUT



EQUIPMENT/FURNITURE

Furniture/Equipment	Tag No.	Notes	Qty.	Size	Comments
---------------------	---------	-------	------	------	----------

IN CONTRACT / CONTRACTOR PROVIDED

Metal Shelving	1	Line walls	9	24" x 36" x 72"	

Furniture/Equipment	Tag No.	Notes	Qty.	Size	Comments
---------------------	---------	-------	------	------	----------

NOT IN CONTRACT / OWNER PROVIDED

Notes:

PROGRAM SPACES

SPACES	Quantity:	Capacity	Area (SF):	Total (SF):	Comments:
STEM Lab	1		1,200	1,200	

PROGRAM DETAILS

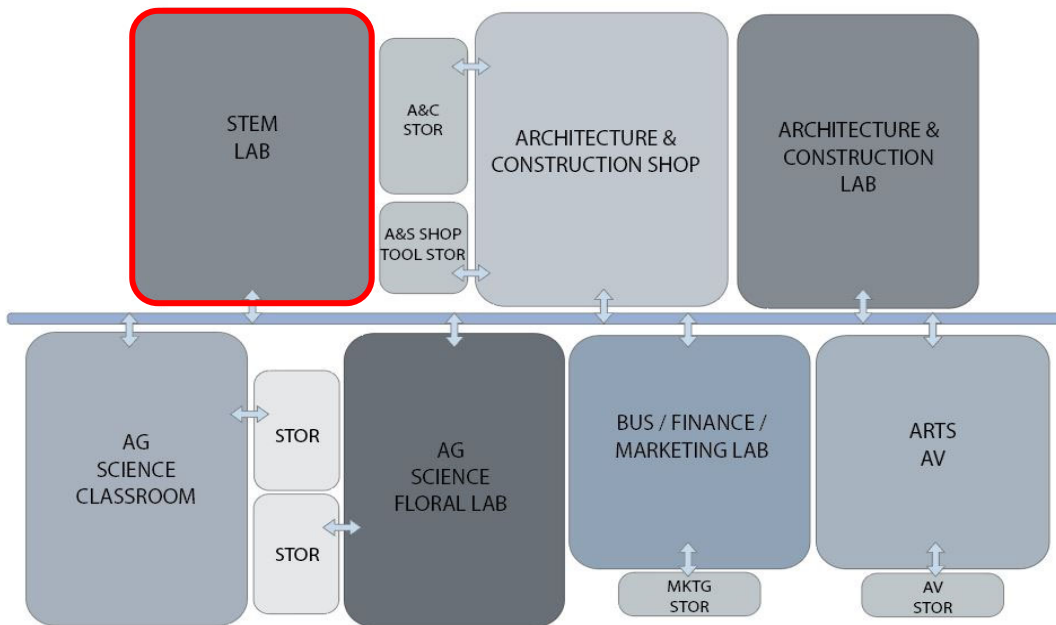
DESCRIPTION OF SPACE AND USES:

Robotics and engineering students will study concepts in the fields of engineering, physics, robotics, coding, animation, green energy, gearing, electricity, flight and space exploration.

SPATIAL RELATIONSHIP:

Locate adjacent to Architecture and Construction Shop/Storage

RELATIONSHIP DIAGRAM



LEARNING FRAMEWORK

LEARNING ACTIVITIES:

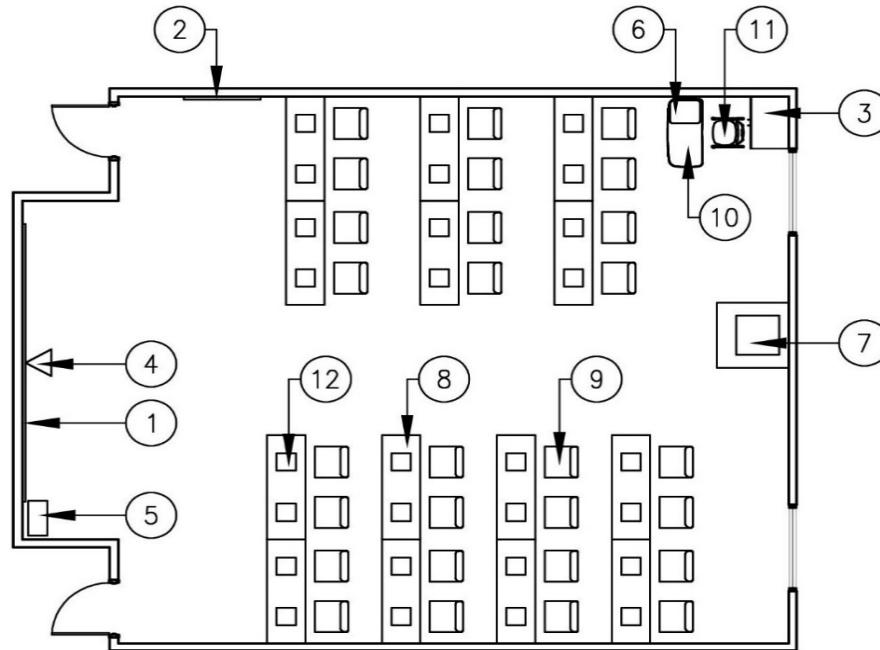
Organized to facilitate a learner centered approach to instruction. Activities include whole class instruction, small group instruction (student-student and student-teacher), and individualized learning.

OTHER ACTIVITIES:

Team Activities - Teaming between rooms to enhance learning activities

Blended Learning- Engaging, active learning through technology

Small group work - Students work on activities where they sit and/or stand, and use a diversity of materials.



EQUIPMENT/FURNITURE

Furniture/Equipment	Tag No.	Notes	Qty.	Size	Comments
---------------------	---------	-------	------	------	----------

IN CONTRACT / CONTRACTOR PROVIDED

Markerboard	1		1	5' x 10'	
Markerboard	2	Below Projection	1	4' x 4'	
Teacher Wardrobe	3			36" x 24" x 84"	
Instructional Display Technology	4		1		
Teacher Display Plate (TDP)	5		1		

Furniture/Equipment	Tag No.	Notes	Qty.	Size	Comments
---------------------	---------	-------	------	------	----------

NOT IN CONTRACT / OWNER PROVIDED

Teacher Tool set	6		1		
Printer	7		1		
Student Table	8		14		
Student Chair	9		28		
Teacher Desk	10		1		
Task Chair	11		1		
Student Devices	12		1		

Notes:

1. Walls to extend to deck for added acoustical separation.

Architecture and Construction Shop

PROGRAM SPACES

SPACES	Quantity:	Capacity	Area (SF):	Total (SF):	Comments:
Architecture and Construction Shop	1	24	2,000	2,000	

PROGRAM DETAILS

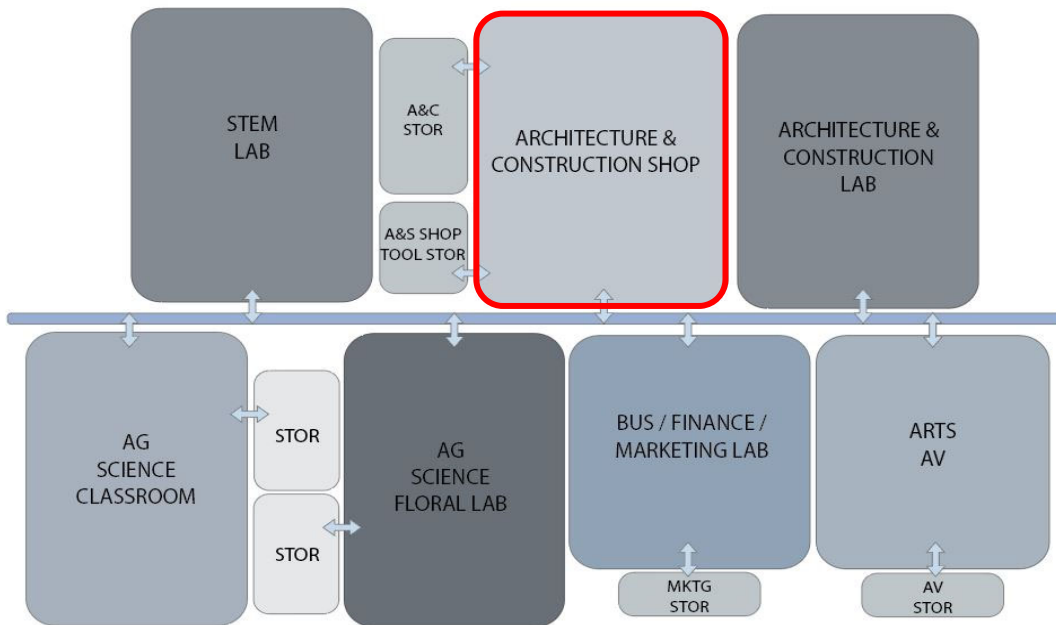
DESCRIPTION OF SPACE AND USES:

Students learn the fundamentals of construction and craft skills industry through hands-on learning course as well as safety, construction mathematics, and practical applications of hand and power tools.

SPATIAL RELATIONSHIP:

Locate adjacent to Architecture and Construction Labs/Storage

RELATIONSHIP DIAGRAM



LEARNING FRAMEWORK

LEARNING ACTIVITIES:

Organized to facilitate a learner centered approach to instruction. Activities include whole class instruction, small group instruction (student-student and student-teacher), and individualized learning.

Architecture and Construction Shop

OTHER ACTIVITIES:

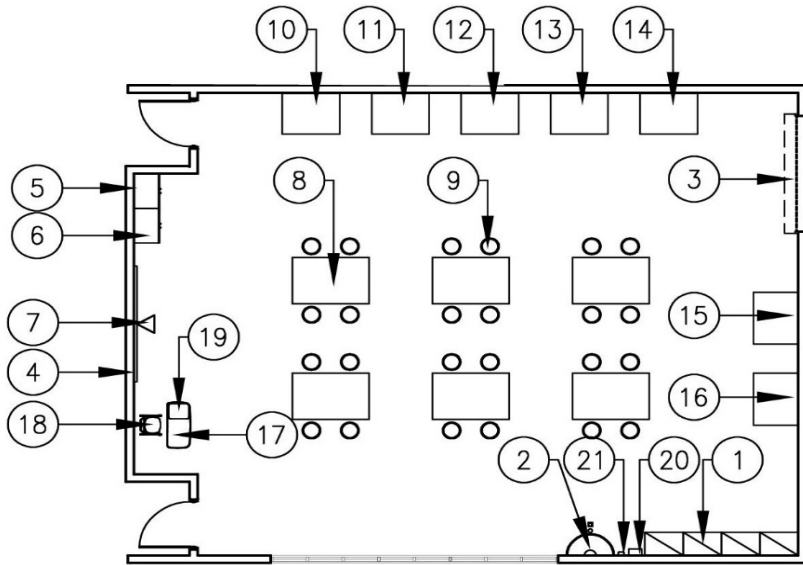
Team Activities - Teaming between rooms to enhance learning activities

Blended Learning- Engaging, active learning through technology

Small group work - Students work on activities where they sit and/or stand, and use a diversity of materials.

Architecture and Construction Shop

LAYOUT



EQUIPMENT/FURNITURE

Furniture/Equipment	Tag No.	Notes	Qty.	Size	Comments
---------------------	---------	-------	------	------	----------

IN CONTRACT / CONTRACTOR PROVIDED

Metal Shelving	1		4	36" x 24" x 84"	
Trough Sink	2	Pedal operated	1		
Overhead Door	3	Open to Service Yard	1		
Markerboard	4		1	5' x 5'	
Tall Storage	5	Lockable	1		
Teacher Wardrobe	6	Lockable	1		
Instructional Display Technology	7		1		

Architecture and Construction Shop					
Furniture/Equipment	Tag No.	Notes	Qty.	Size	Comments
NOT IN CONTRACT / OWNER PROVIDED					
Work Table	8		6	6' x 4'	
Stools	9		24		
Circular Saw	10		1		
Planer	11		1		
Band Saw	12		1		
Sander	13		1		
Grinder	14		1		
Drill Press	15		1		
Joiner	16		1		
Teacher Desk	17		1		
Task Chair	18		1		
Teacher Tool Set	19		1		
Paper Towel Dispenser	20	Contractor installed	1		
Soap Dispenser	21	Contractor installed	1		
Notes:					
1. Equipment to have localized dust collection system. Equipment list to be provided by FBISD.					

Architecture and Construction Lab

PROGRAM SPACES

SPACES	Quantity:	Capacity	Area (SF):	Total (SF):	Comments:
Architecture and Construction Lab	1		1,200	1,200	

PROGRAM DETAILS

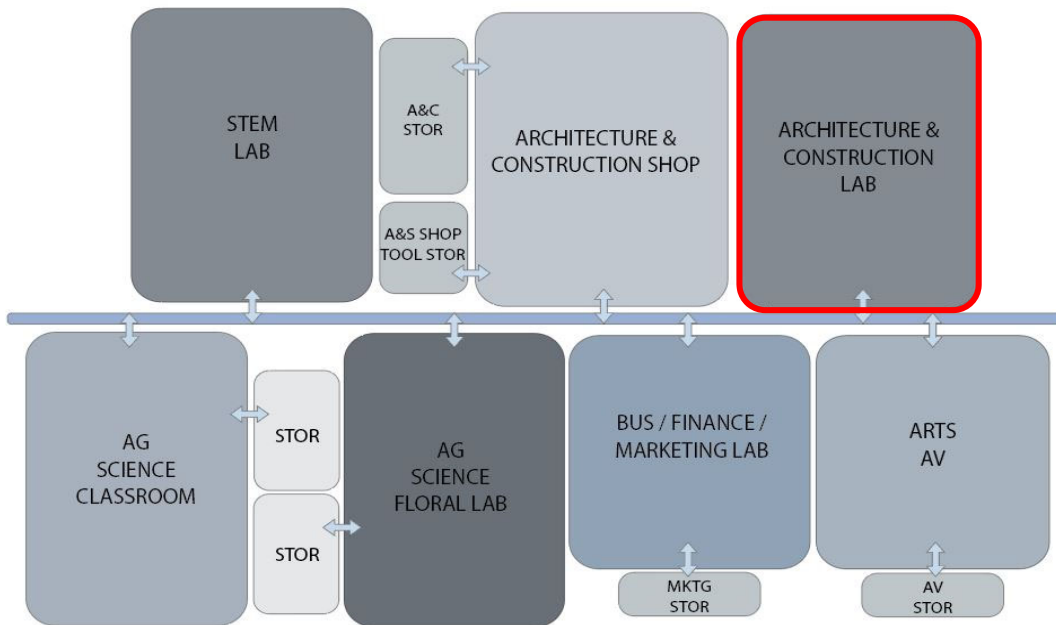
DESCRIPTION OF SPACE AND USES:

Class provides an overview into the various fields of building and design. Classrooms study will include career planning, research, technology application, basic architectural drawings and layouts as well as architectural history.

SPATIAL RELATIONSHIP:

Locate adjacent to Architecture and Construction Shop/Storage

RELATIONSHIP DIAGRAM



LEARNING FRAMEWORK

LEARNING ACTIVITIES:

Organized to facilitate a learner centered approach to instruction. Activities include whole class instruction, small group instruction (student-student and student-teacher), and individualized learning.

OTHER ACTIVITIES:

Team Activities - Teaming between rooms to enhance learning activities

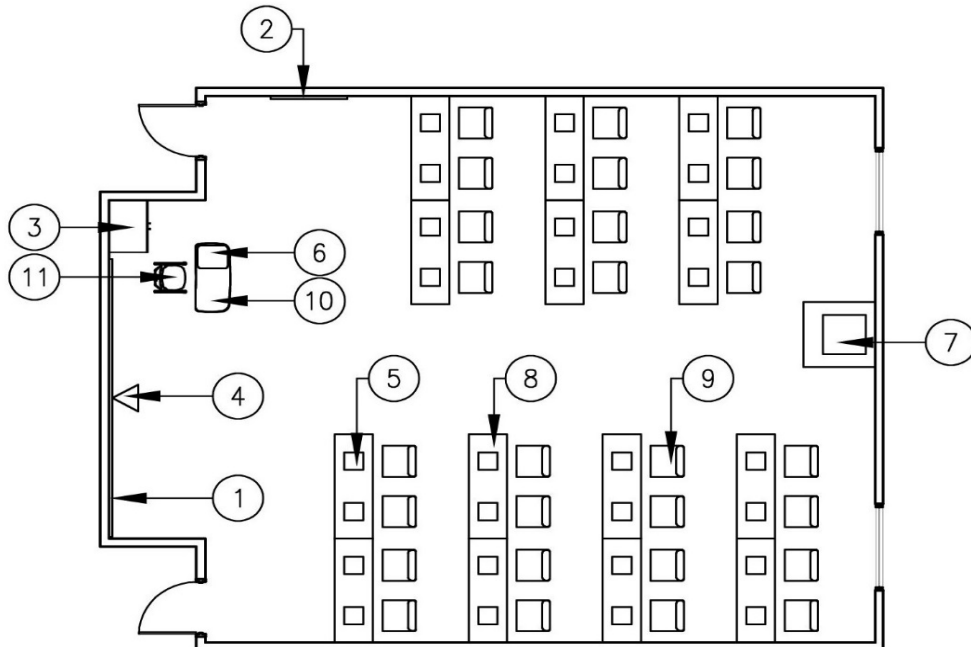
Architecture and Construction Lab

Blended Learning- Engaging, active learning through technology

Small group work - Students work on activities where they sit and/or stand, and use a diversity of materials.

Architecture and Construction Lab

LAYOUT



EQUIPMENT/FURNITURE

Furniture/Equipment	Tag No.	Notes	Qty.	Size	Comments
IN CONTRACT / CONTRACTOR PROVIDED					
Markerboard	1		1	5' x 10'	
Markerboard	2	Below Projection	1	4' x 4'	
Teacher Wardrobe	3			36" x 24" x 84"	
Instructional Display Technology	4		1		
Furniture/Equipment	Tag No.	Notes	Qty.	Size	Comments
NOT IN CONTRACT / OWNER PROVIDED					
Student Devices	5		1		
Teacher Tool set	6		1		
Printer	7		1		
Student Table	8		14		
Student Chair	9		28		
Teacher Desk	10		1		
Task Chair	11		1		

Notes:

1. Walls to extend to deck for added acoustical separation.

Architecture and Construction Storage

PROGRAM SPACES

SPACES	Quantity:	Capacity	Area (SF):	Total (SF):	Comments:
Architecture and Construction Storage	1		400	400	

PROGRAM DETAILS

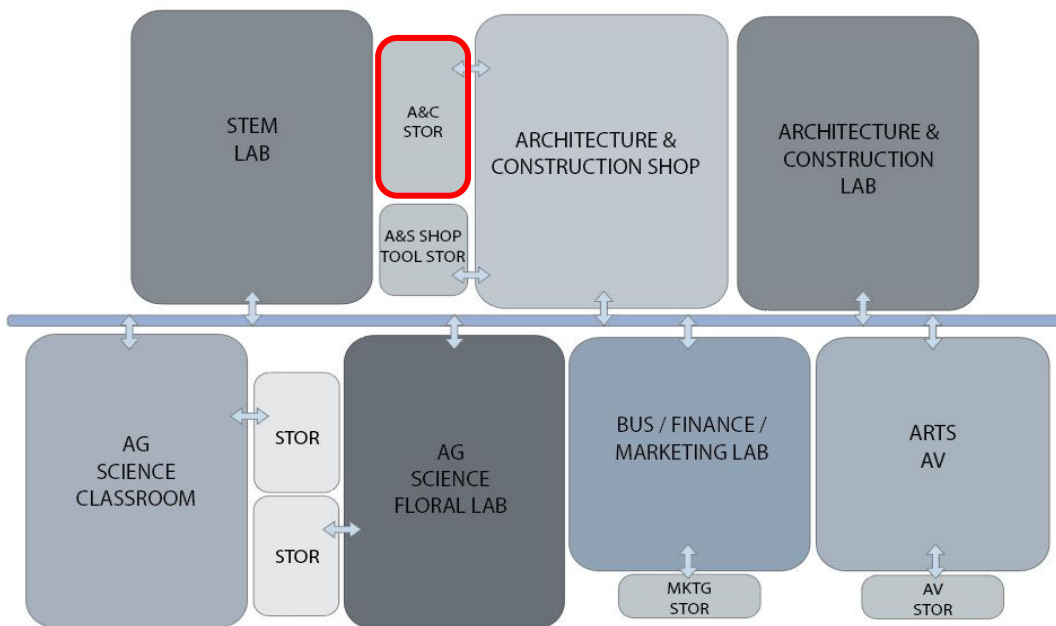
DESCRIPTION OF SPACE AND USES:

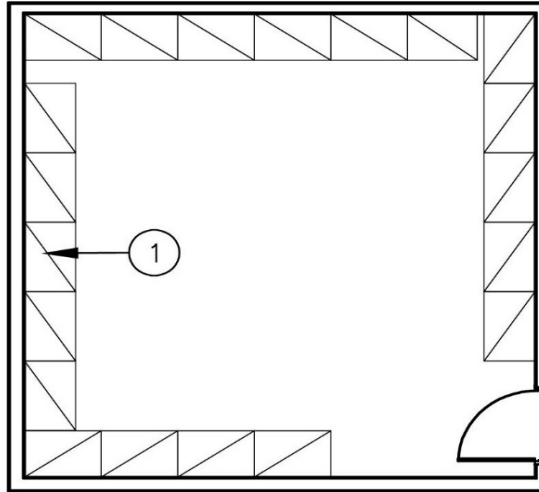
Storage of supplies and materials.

SPATIAL RELATIONSHIP:

Locate adjacent to Architecture and Construction Lab

RELATIONSHIP DIAGRAM





EQUIPMENT/FURNITURE

Furniture/Equipment	Tag No.	Notes	Qty.	Size	Comments
---------------------	---------	-------	------	------	----------

IN CONTRACT / CONTRACTOR PROVIDED

Metal Shelving	1	Line Walls	1	3'W x 7'H x 2'D	

Furniture/Equipment	Tag No.	Notes	Qty.	Size	Comments
---------------------	---------	-------	------	------	----------

NOT IN CONTRACT / OWNER PROVIDED

Notes:

Architecture and Construction Tool Storage

PROGRAM SPACES

SPACES	Quantity:	Capacity	Area (SF):	Total (SF):	Comments:
Architecture and Construction Tool Storage	1		200	200	

PROGRAM DETAILS

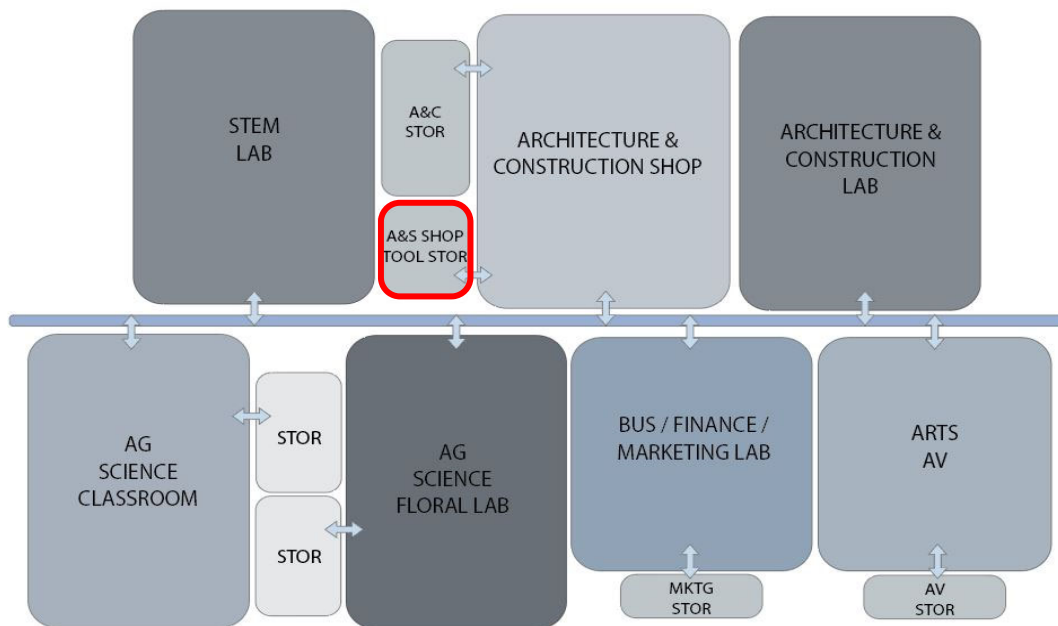
DESCRIPTION OF SPACE AND USES:

Storage of tools.

SPATIAL RELATIONSHIP:

Locate adjacent to the Architecture and Construction Lab

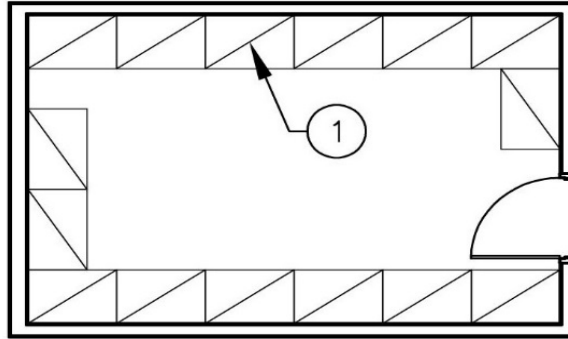
RELATIONSHIP DIAGRAM



Architecture and Construction Tool Storage

Architecture and Construction Tool Storage

LAYOUT



EQUIPMENT/FURNITURE

Furniture/Equipment	Tag No.	Notes	Qty.	Size	Comments
IN CONTRACT / CONTRACTOR PROVIDED					
Metal Shelving	1	Line Walls	15	36" x 24" x 84"	
NOT IN CONTRACT / OWNER PROVIDED					
Notes:					

JROTC Classroom

PROGRAM SPACES

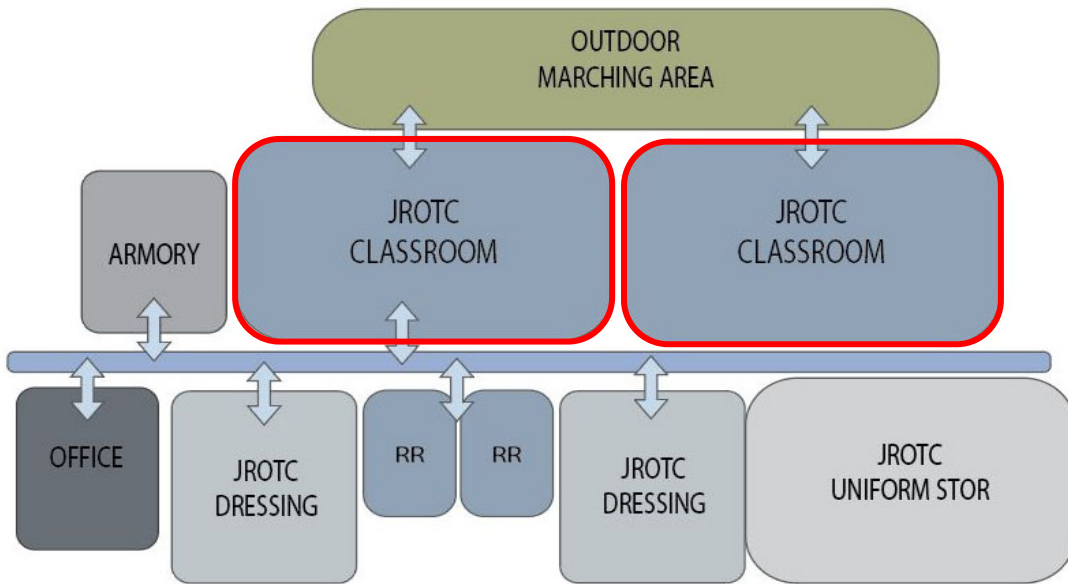
SPACES	Quantity:	Capacity	Area (SF):	Total (SF):	Comments:
JROTC Classroom	2		850	1,700	

PROGRAM DETAILS

DESCRIPTION OF SPACE AND USES:
 Program that prepares students for leadership roles through association with US Military.

SPATIAL RELATIONSHIP:
 Locate within CTE program area with access to outdoors.

RELATIONSHIP DIAGRAM



LEARNING FRAMEWORK

Organized to facilitate a learner centered approach to instruction. Activities include whole class instruction, small group instruction (student-student and student-teacher), and individualized learning.

OTHER ACTIVITIES:

Team Activities - Teaming between rooms to enhance learning activities

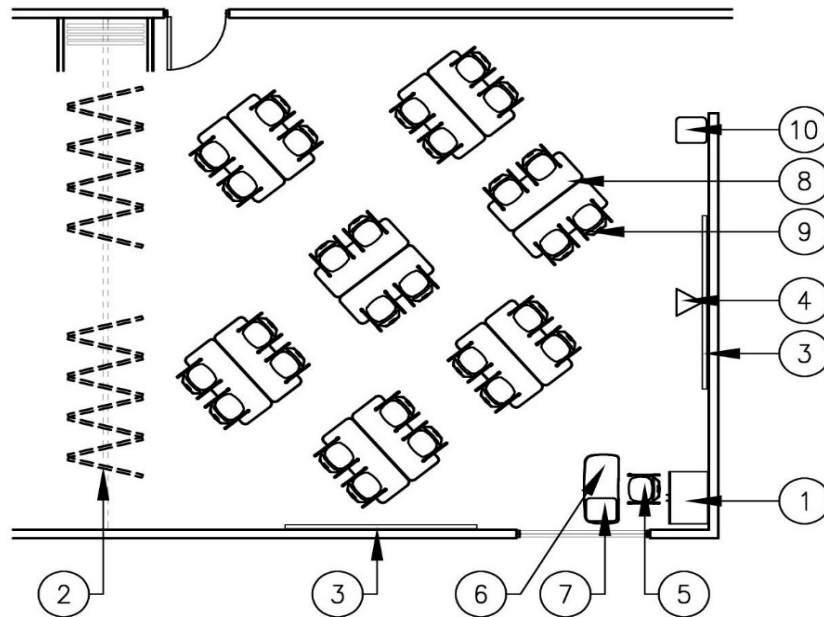
JROTC Classroom

Blended Learning- Engaging, active learning through technology

Small group work - Students work on activities where they sit and/or stand, and use a diversity of materials.

JROTC Classroom

LAYOUT



EQUIPMENT/FURNITURE

Furniture/Equipment	Tag No.	Notes	Qty.	Size	Comments
IN CONTRACT / CONTRACTOR PROVIDED					
Teacher Wardrobe	1		1	36" x 24" x 84"	
Folding Markerboard Wall	2		1		
Markerboard	3		1	5' x 10'	
Instructional Display Technology	4		1		
NOT IN CONTRACT / OWNER PROVIDED					
Task Chair	5		1		
Teacher Desk	6		1		
Teacher Tool Set	7		1		
Student Tables	8		14		
Chair	9		28		
Student Devices	10		28		

Notes:

1. Classroom configuration to allow for range length of 50 feet when folding wall is open.

PROGRAM SPACES

SPACES	Quantity:	Capacity	Area (SF):	Total (SF):	Comments:
JROTC Armory	1		200	200	

PROGRAM DETAILS

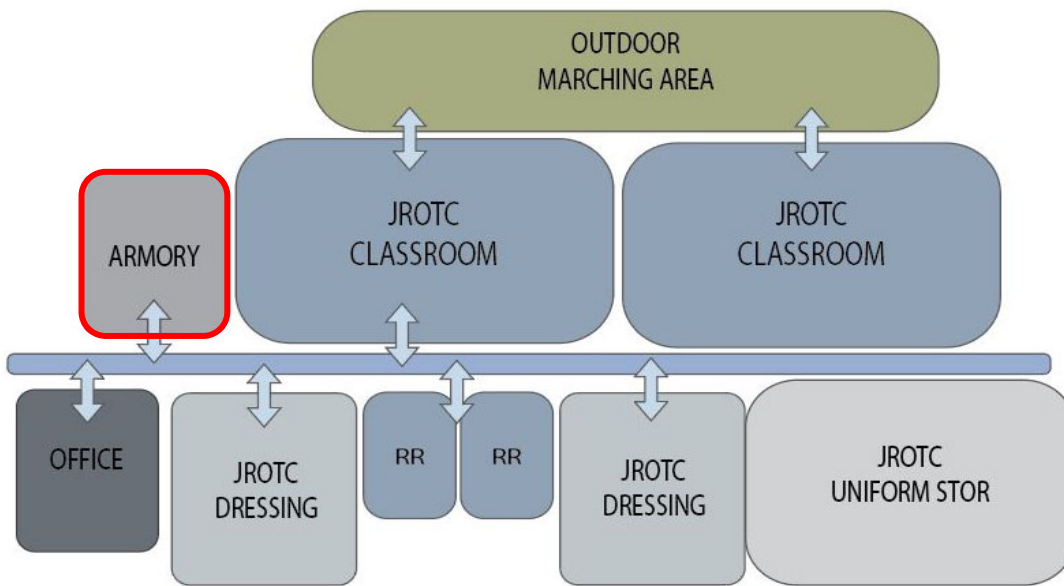
DESCRIPTION OF SPACE AND USES:

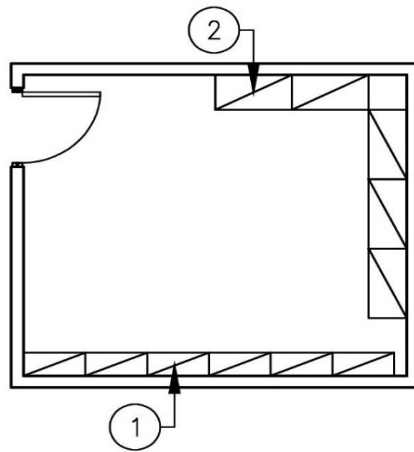
Space to store guns and ammunition for use by JROTC.

SPATIAL RELATIONSHIP:

Locate adjacent to JROTC Classroom and support spaces.

RELATIONSHIP DIAGRAM





EQUIPMENT/FURNITURE

Furniture/Equipment	Tag No.	Notes	Qty.	Size	Comments
IN CONTRACT / CONTRACTOR PROVIDED					
Metal Shelving	1			30" x 12"	
Metal Shelving	2			18" x 36"	
Furniture/Equipment	Tag No.	Notes	Qty.	Size	Comments
NOT IN CONTRACT / OWNER PROVIDED					

Notes:

JROTC Uniform Storage

PROGRAM SPACES

SPACES	Quantity:	Capacity	Area (SF):	Total (SF):	Comments:
JROTC Uniform Storage	1		800	800	

PROGRAM DETAILS

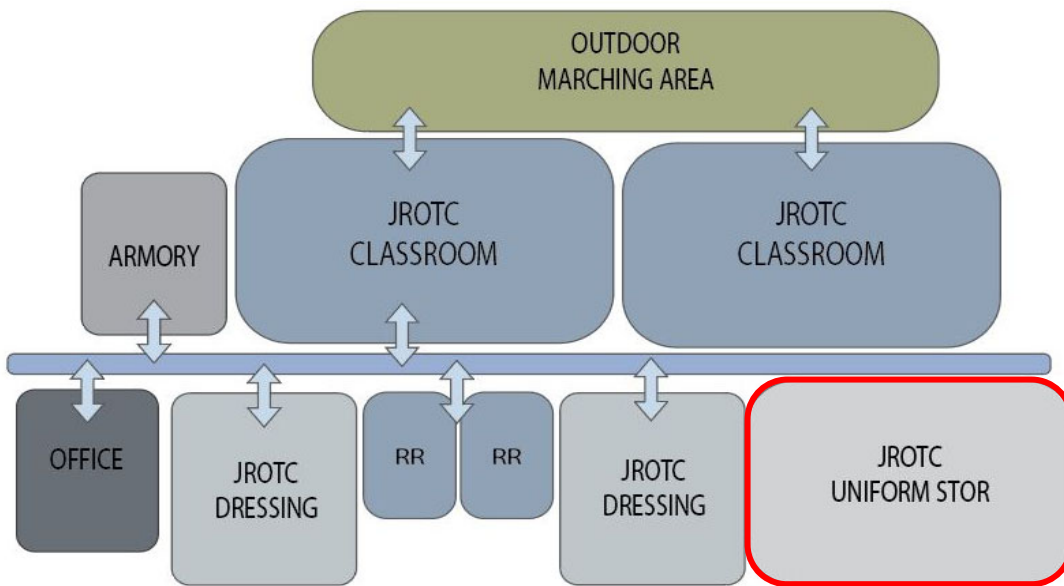
DESCRIPTION OF SPACE AND USES:

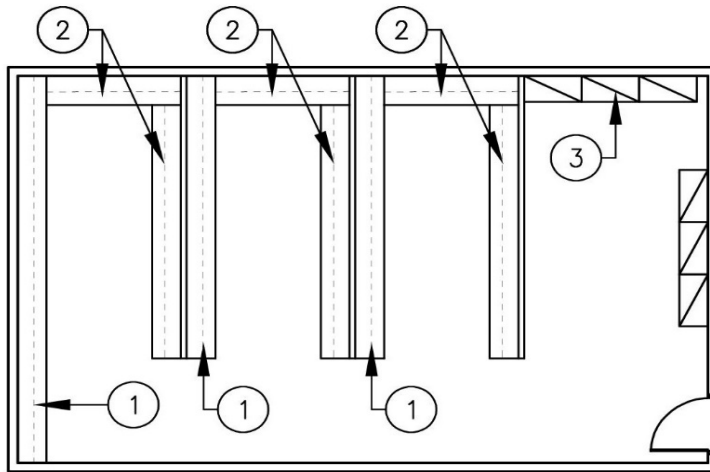
Storage of JROTC Uniforms.

SPATIAL RELATIONSHIP:

Locate adjacent to JROTC Classroom and support spaces.

RELATIONSHIP DIAGRAM





EQUIPMENT/FURNITURE

Furniture/Equipment	Tag No.	Notes	Qty.	Size	Comments
IN CONTRACT / CONTRACTOR PROVIDED					
Shelf with Hanging Rods	1	Mount at 3'-6"			
Shelf with Hanging Rods	2	Mount at 7'-6"			
Metal Shelving	3		3	36" x 24" x 84"	

Furniture/Equipment	Tag No.	Notes	Qty.	Size	Comments
NOT IN CONTRACT / OWNER PROVIDED					

Notes:

PROGRAM SPACES

SPACES	Quantity:	Capacity	Area (SF):	Total (SF):	Comments:
JROTC Office	1		200	200	

PROGRAM DETAILS

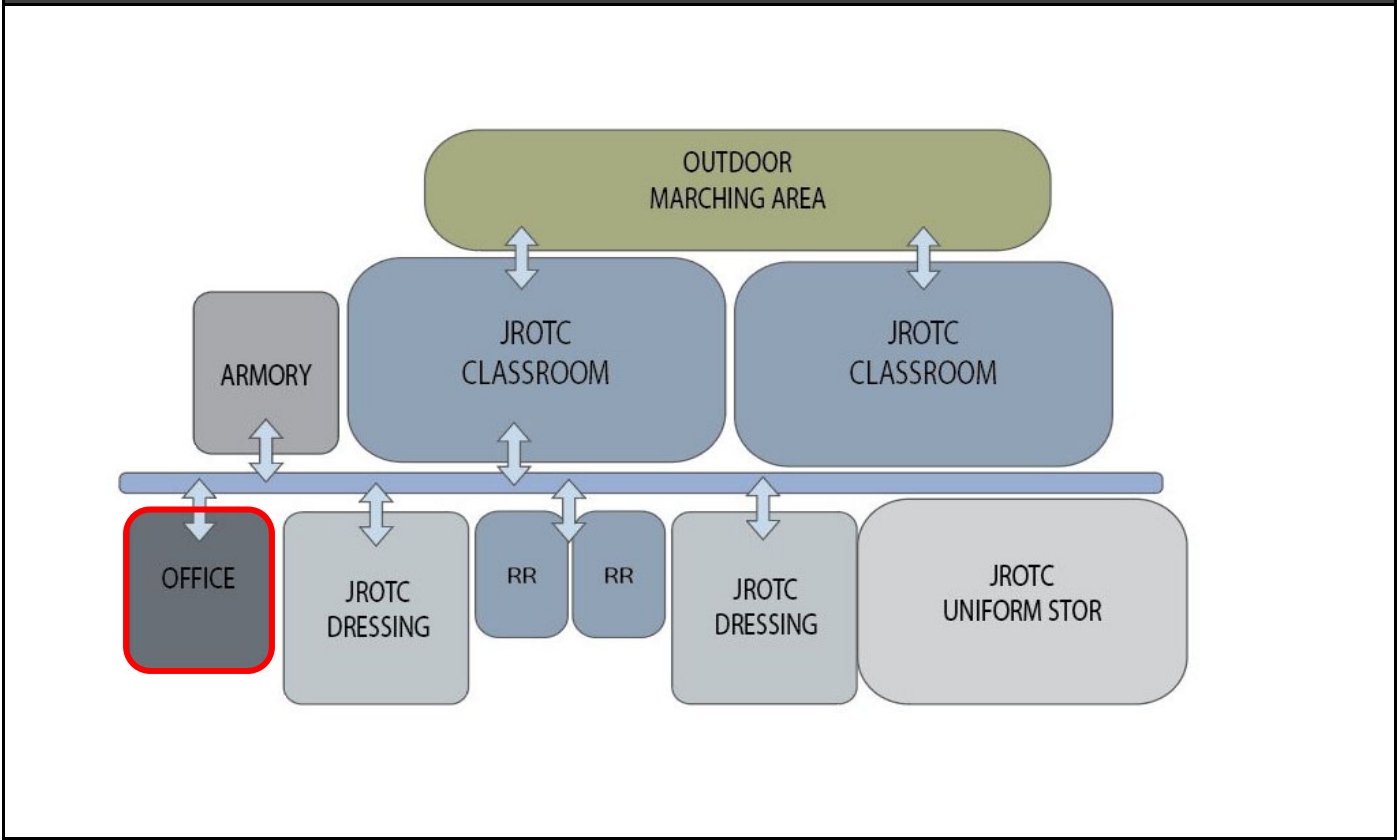
DESCRIPTION OF SPACE AND USES:

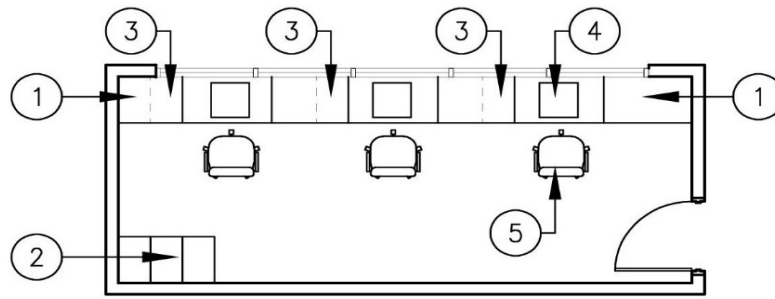
Administrative work space for JROTC instructors.

SPATIAL RELATIONSHIP:

Locate adjacent to JROTC Classroom and support spaces.

RELATIONSHIP DIAGRAM





EQUIPMENT/FURNITURE

Furniture/Equipment	Tag No.	Notes	Qty.	Size	Comments
IN CONTRACT / CONTRACTOR PROVIDED					
Built-in Counter	1	Workspace for 3	1		
Vertical File Cabinet	2		3		
Vertical File Drawers	3	Next to kneespace	3		
NOT IN CONTRACT / OWNER PROVIDED					
Office Tool Set	4		3		
Task Chair	5		3		

Notes:

1. Provide visibility to classroom.

JROTC Dressing Room

PROGRAM SPACES

SPACES	Quantity:	Capacity	Area (SF):	Total (SF):	Comments:
JROTC Dressing Room	2		400	800	One boys & one girls

PROGRAM DETAILS

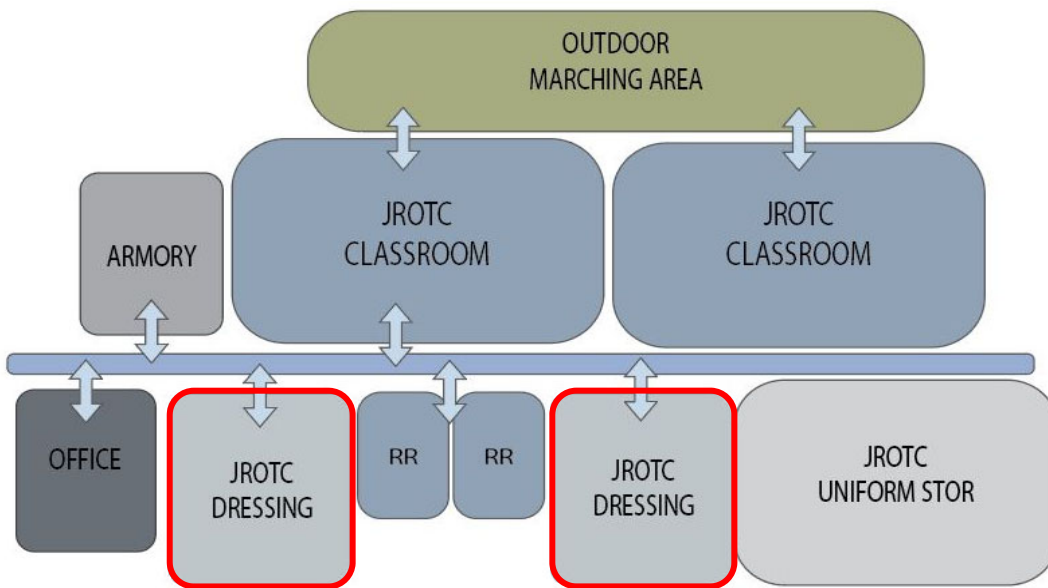
DESCRIPTION OF SPACE AND USES:

Dressing and locker area for JROTC.

SPATIAL RELATIONSHIP:

Locate adjacent to JROTC Classroom and support spaces.

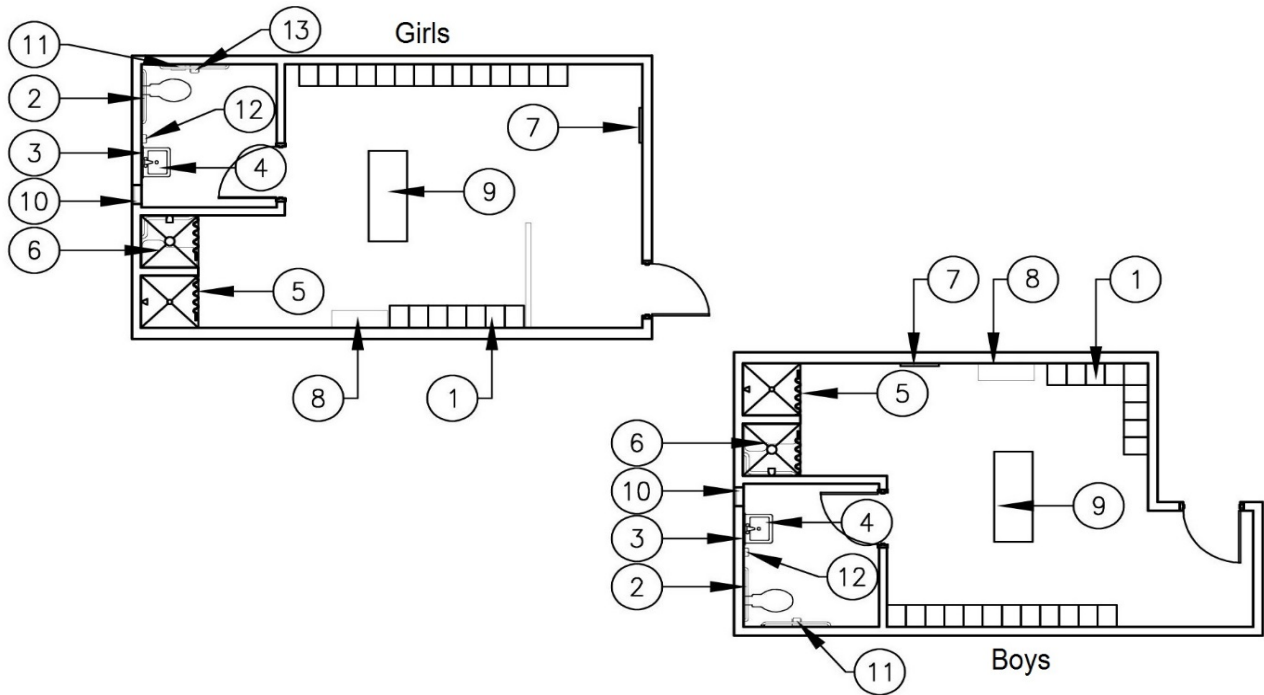
RELATIONSHIP DIAGRAM



JROTC Dressing Room

JROTC Dressing Room

LAYOUT



EQUIPMENT/FURNITURE

Furniture/Equipment	Tag No.	Notes	Qty.	Size	Comments
---------------------	---------	-------	------	------	----------

IN CONTRACT / CONTRACTOR PROVIDED

Lockers (Girls)	1	Line walls	15	12" x 12" x 30"	
Lockers (Boys)	1	Line walls	20	12" x 12" x 30"	
Grab Bars	2		2		
Mirror	3		1		
Sink	4		1		
Shower Curtain	5		2		
Showers	6	One handicap bench	2		
Mirror	7		1		

Furniture/Equipment	Tag No.	Notes	Qty.	Size	Comments
---------------------	---------	-------	------	------	----------

NOT IN CONTRACT / OWNER PROVIDED

Handicap Bench	8		1		
Bench	9	Moveable	1		
Paper Towel Dispenser	10	Contractor installed	1		
Toilet Paper Dispenser	11	Contractor installed	1		
Soap Dispenser	12	Contractor installed	1		
Feminine Napkin Disposal	13	Contractor installed	1		Girls Only

Notes:



FINE ARTS



1. PROGRAM DESCRIPTION



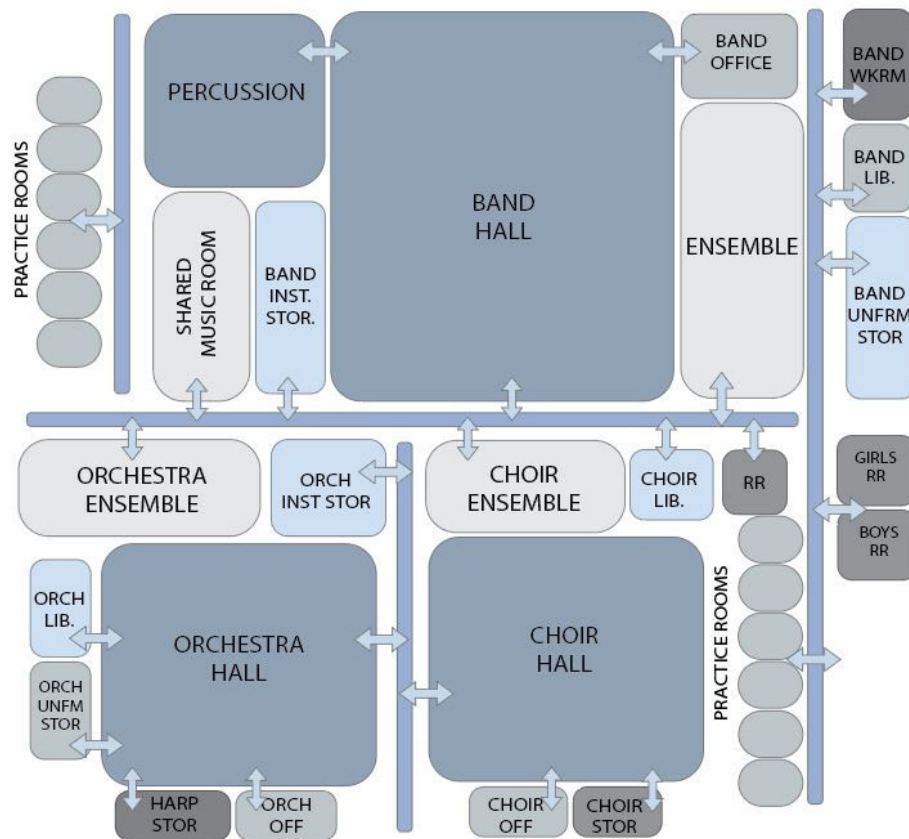
The Fine Arts programs in Fort Bend ISD include many options for students. Art, Drama, Band, Choir and Orchestra are all included at high school campuses. These programs provide instruction, demonstration, rehearsal and practice in singing, acting, and instrument performing.

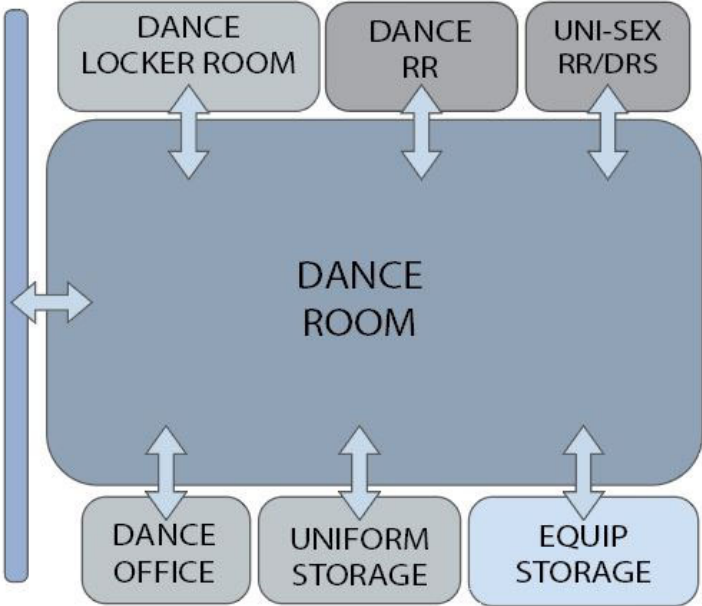
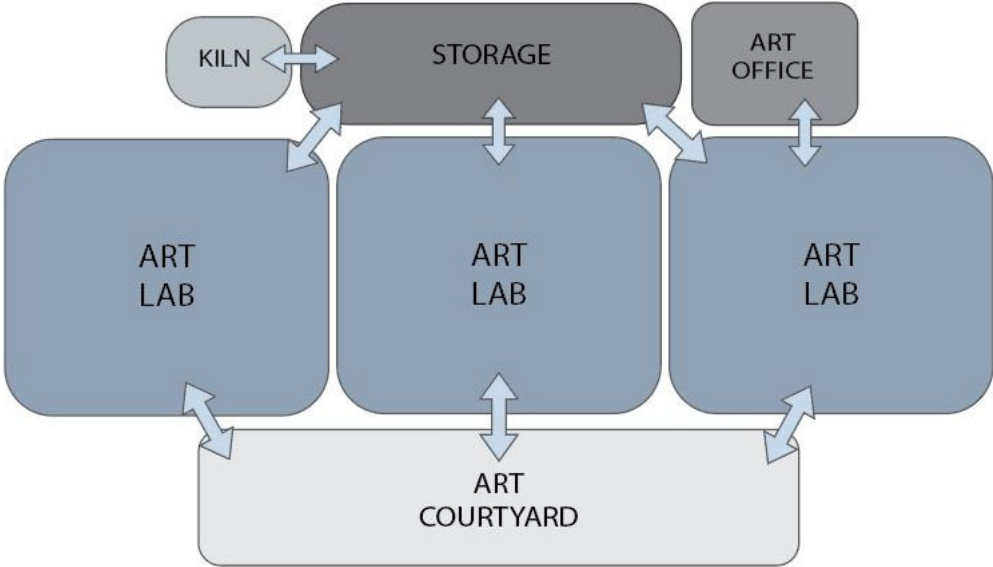
Music programs shall have large classrooms and ensemble rooms, music libraries and offices for each. Practice rooms shall be provided and are to be shared among the music programs. Storage for instruments and uniforms should also be provided for these programs.

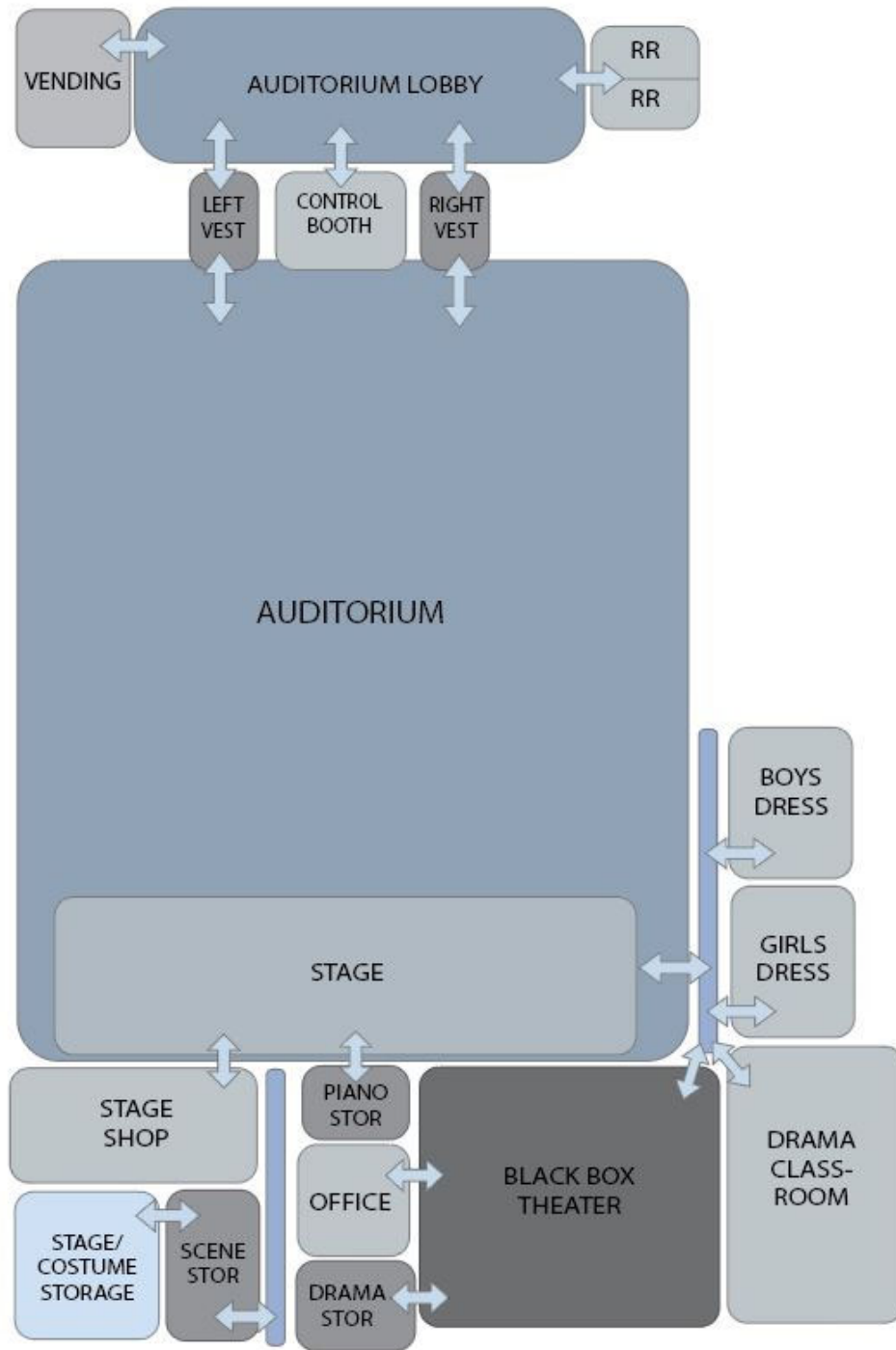
Art Labs shall have a separate kiln room as well as storage. Access to outside spaces should be considered when planning art spaces.

An 850 seat auditorium should be provided for the campus. This space will not only provide adequate performance space for all areas of fine arts, it will also house ancillary drama spaces such as stage shop and storage. In addition, a separate black box theater and drama classroom with a folding partition wall separating the two, shall be provided.

2. SPATIAL RELATIONSHIPS & ADJACENCIES







3. PROGRAM OF SPACE

Space/Function	Qty	SF	TOTAL SF	
FINE ARTS				
Art				
Art Labs	3	1,400	4,200	
Art Storage	1	500	500	
Kiln	1	250	250	
Art Office	1	120	120	
Art Courtyard	1			
Auditorium / Drama				
Auditorium	1	9,000	9,000	850 seat
Stage	1	4,100	4,100	
Lobby	1	1,000	1,000	
Restrooms	2	250	500	
Vestibules	2	170	340	
Dressing Room	2	220	440	
Vending	1	200	200	
Control Booth	1	250	250	
Black Box	1	2,000	2,000	18' min ceiling height
Drama Classroom	1	1,000	1,000	18' min ceiling height
Drama Office	1	180	180	
Drama Costume Storage	1	450	450	
Stage Shop	1	650	650	
Scene Storage	1	300	300	
Drama Storage	1	150	150	
Piano Storage	1	100	100	
Band				
Band Hall	1	3,200	3,200	20' min ceiling height
Band Library	1	150	150	
Band Office	1	200	200	
Band Ensemble Room	1	1,500	1,500	
Band Uniform Storage	1	300	300	
Band Instrument Storage	1	300	300	
Percussion	1	1,000	1,000	20' min ceiling height
Band Workroom	1	200	200	
Choir				
Choir Hall	1	1,900	1,900	20' min ceiling height
Choir Library	1	150	150	
Choir Office	1	150	150	
Choir Ensemble Room	1	600	600	
Choir Storage	1	200	200	
Orchestra				
Orchestra Hall	1	1,900	1,900	20' min ceiling height
Orchestra Library	1	150	150	
Orchestra Office	1	150	150	
Orchestra Ensemble Room	1	800	800	

Space/Function	Qty	SF	TOTAL SF	
Orchestra Uniform Storage	1	150	150	
Orchestra Instrument Storage	1	200	200	
Orchestra Harp Storage	1	150	150	
Shared Music Room	1	700	700	
Shared Practice Rooms	12	80	960	
Dance				
Dance Instruction	1	2,300	2,300	
Dance Office	1	150	150	
Dance Locker	1	640	640	
Dance Restroom	1	200	200	
Dance Dressing/Unisex Restroom	1	150	150	
Dance Equipment Storage	1	300	300	
Dance Uniform Storage	1	300	300	
Student Restrooms	2	250	500	One each boys & girls
Faculty Restroom	1	80	80	
FINE ARTS SUBTOTAL:			45,360	SF

4. FINISHES

	Walls				Floor			Ceiling		REMARKS
	Impact Resistant	Tile	Painted Gypsum	Painted CMU	Hard Surface	Sealed Concrete	Tile	2x2 Acoustical Lay-In	Exposed	
FINE ARTS										
Art Classroom	X				X			X		
Art Storage			X		X			X		
Kiln	X				X				X	
Art Office			X		X			X		
Auditorium	X				X			X		Acoustical Panels
Stage			X		X				X	Masonite top flooring with plywood bottom
Lobby	X				X			X		Acoustical Panels
Vestibules	X				X				X	
Dressing Room	X				X				X	
Concession	X				X				X	
Control Booth	X				X				X	
Drama/Black Box	X				X			X		Acoustical Panels
Drama Classroom	X				X			X		Acoustical Panels
Drama Office			X		X			X		
Drama Costume Storage				X	X			X		
Drama Stage Shop				X	X			X		
Drama Scene Storage				X	X			X		
Drama Storage				X	X			X		

	Walls				Floor			Ceiling		REMARKS
	Impact Resistant	Tile	Painted Gypsum	Painted CMU	Hard Surface	Sealed Concrete	Tile	2x2 Acoustical Lay-In	Exposed	
Drama Piano Storage			X		X			X		
Band Hall	X				X			X		Acoustical Panels
Band Library	X				X			X		
Band Office			X		X			X		
Band Ensemble Room	X				X			X		Acoustical Panels
Band Uniform Storage			X		X			X		
Band Instrument Storage			X		X			X		
Percussion	X				X			X		Acoustical Panels
Band Workroom	X				X			X		
Choir Hall	X				X			X		Acoustical Panels
Choir Library			X		X			X		
Choir Office			X		X			X		
Choir Ensemble	X				X			X		Acoustical Panels
Choir Storage			X		X			X		
Orchestra Hall	X				X			X		Acoustical Panels
Orchestra Library			X		X			X		
Orchestra Office			X		X			X		
Orchestra Ensemble	X				X			X		Acoustical Panels
Orchestra Uniform Storage			X		X			X		
Orchestra Instrument Storage			X		X			X		
Orchestra Harp Storage			X		X			X		
Shared Music Room	X				X			X		Acoustical Panels
Shared Practice Rooms	X				X			X		Acoustical Panels
Dance Instruction	X				X			X		Acoustical Panels
Dance Office			X		X			X		
Dance Locker	X				X			X		
Dance Restroom		X					X	X		
Dance Dressing/Unisex Restroom		X					X	X		
Dance Equipment Storage			X		X			X		
Dance Uniform Storage			X		X			X		
Restrooms		X					X	X		
Corridors	X				X				X	

5. OTHER

Other significant information regarding the Fine Arts spaces follows:

- An acoustical designer must be engaged by the architect for the design of all performance and music spaces.
- A theatrical lighting and rigging designer must be engaged by the architect for the design of the Black Box, Auditorium and Stage.

PROGRAM SPACES

SPACES	Quantity:	Capacity	Area (SF):	Total (SF):	Comments:
Art Lab	3	30	1,400	4,200	

PROGRAM DETAILS

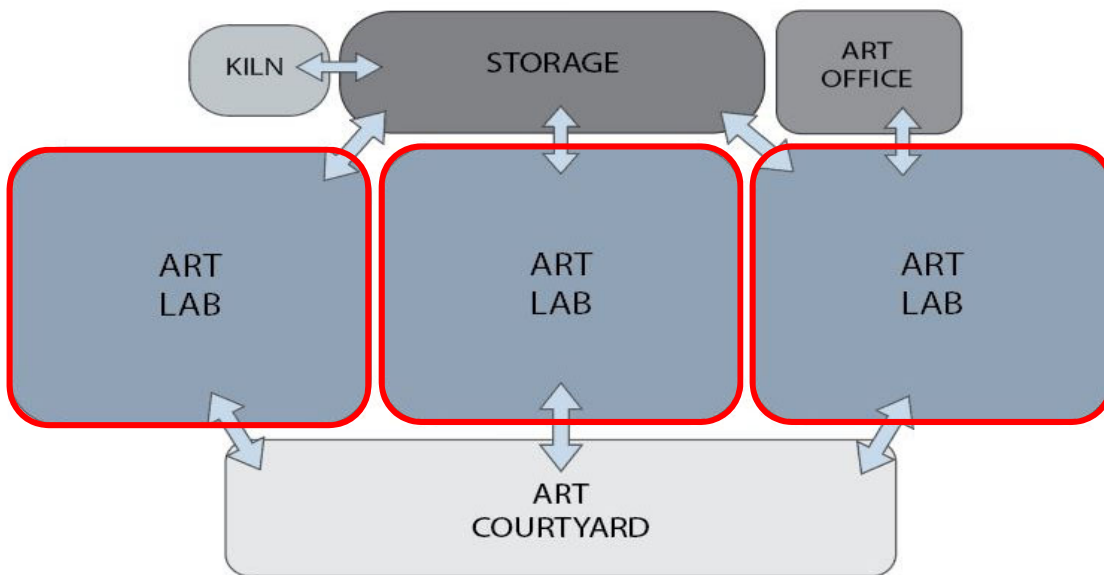
DESCRIPTION OF SPACE AND USES:

Art classes are designed to allow students to develop an understanding of art works and artistic skills using hands on approach to learning in areas of drawing, painting, ceramics, sculptures, Digital Art and Media along with Art History.

SPATIAL RELATIONSHIP:

Locate with other Fine Arts programs adjacent to Kiln and Storage, and with direct access to Art Courtyard. Preferable on north facing exterior wall.

RELATIONSHIP DIAGRAM



LEARNING FRAMEWORK

LEARNING ACTIVITIES:

Organized to facilitate a learner centered approach to instruction. Activities include whole class instruction, small group instruction (student-student and student-teacher), and individualized learning.

OTHER ACTIVITIES:

Team Activities - Teaming between rooms to enhance learning activities

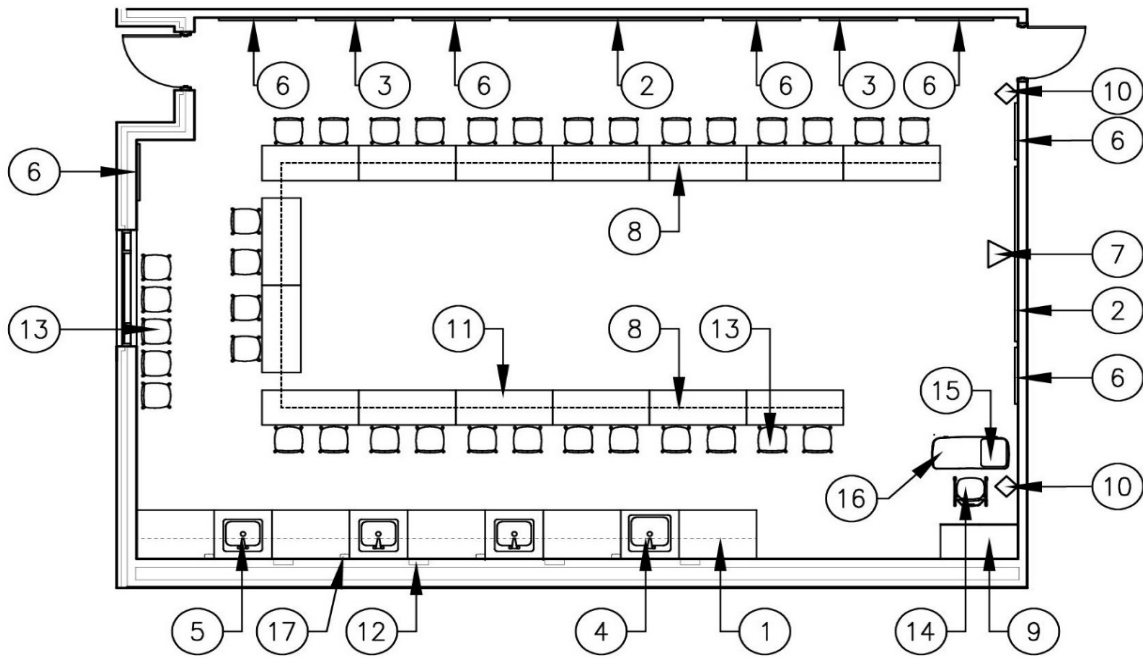
Blended Learning- Engaging, active learning through technology

Project Based Learning - Team activities working towards a specific project goal or outcome.

Makerspace - Hands on activities that elicit creativity and exploration from students.

Art Lab

LAYOUT



EQUIPMENT/FURNITURE

Furniture/Equipment	Tag No.	Notes	Qty.	Size	Comments
IN CONTRACT / CONTRACTOR PROVIDED					
Upper and Lower Cabinets	1	Line one wall			
Markerboard	2	One below projector	2	5' x 10'	
Markerboard	3		2	5' x 4'	
Deep Sink	4	Plaster traps	3		
Handicap Accessible Sink	5	Plaster traps	1		
Display Clip	6	For poster boards, tackless	6		
Instructional Display Technology	7		1		
Track Lights	8				
Teacher Wardrobe	9		1	36" x 24" x 84"	
Speakers	10		2		

					Art Lab
Furniture/Equipment	Tag No.	Notes	Qty.	Size	Comments
NOT IN CONTRACT / OWNER PROVIDED					
Student Table	11	Laminate or butcher block, height adjustable legs	15	72" x 36"	
Paper Towel Dispenser	12	Contractor installed	4		
Student Stools	13	With backs	35		
Task Chair	14		1		
Teacher Tool Set	15		1		
Teacher Desk	16		1		
Soap Dispenser	17	Contractor installed	4		
Notes:					
1. Provide windows to exterior, preferably north facing. 2. Provide display cases in hallway outside art lab.					

Art Storage

PROGRAM SPACES

SPACES	Quantity:	Capacity	Area (SF):	Total (SF):	Comments:
Art Storage	1		500	500	

PROGRAM DETAILS

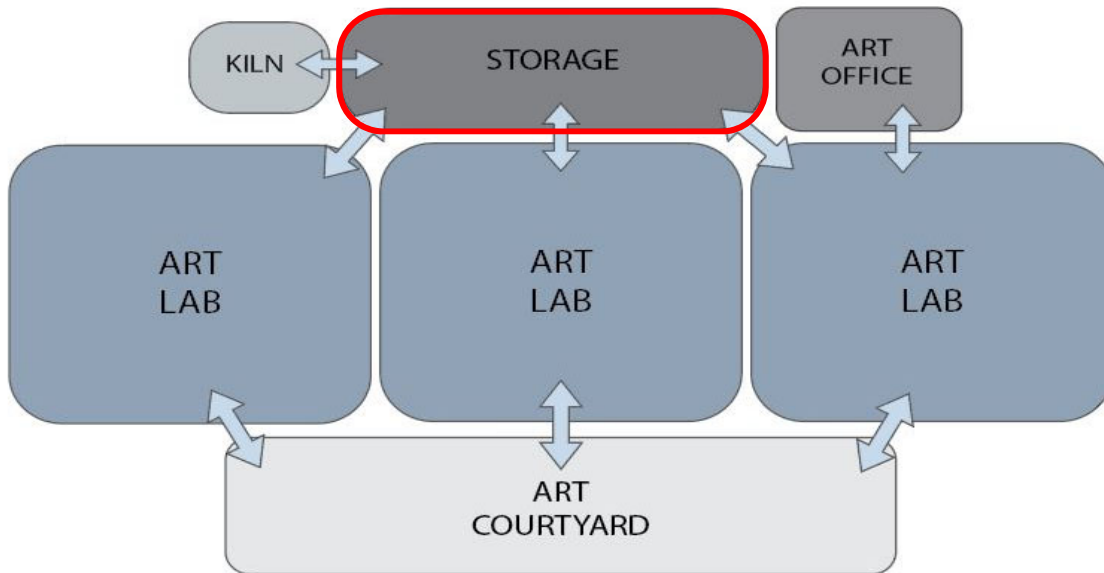
DESCRIPTION OF SPACE AND USES:

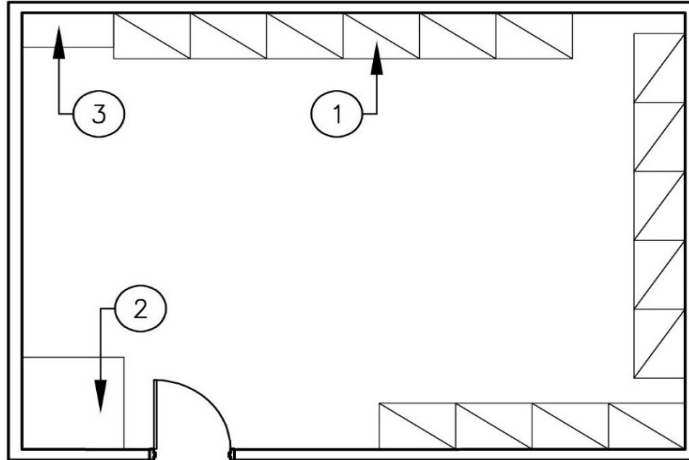
Storage of art supplies and materials.

SPATIAL RELATIONSHIP:

Locate adjacent to Art Labs.

RELATIONSHIP DIAGRAM





EQUIPMENT/FURNITURE

Furniture/Equipment	Tag No.	Notes	Qty.	Size	Comments
---------------------	---------	-------	------	------	----------

IN CONTRACT / CONTRACTOR PROVIDED

Metal Shelving	1		15	36" x 24" x 84"	
Poster Board Storage Cabinet	2	Open shelving for drying large paper product/paintings	1	42" x 48" x 48"	
Flammable Cabinet	3		1		

Furniture/Equipment	Tag No.	Notes	Qty.	Size	Comments
---------------------	---------	-------	------	------	----------

NOT IN CONTRACT / OWNER PROVIDED

Notes:

PROGRAM SPACES

SPACES	Quantity:	Capacity	Area (SF):	Total (SF):	Comments:
Kiln	1		250	250	

PROGRAM DETAILS

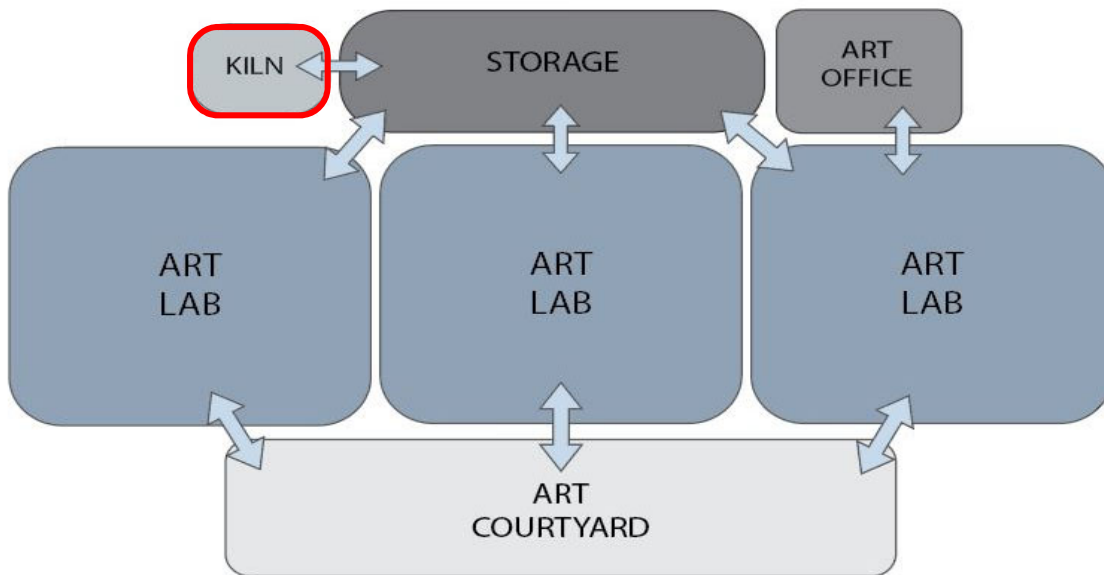
DESCRIPTION OF SPACE AND USES:

Firing of ceramics with a kiln.

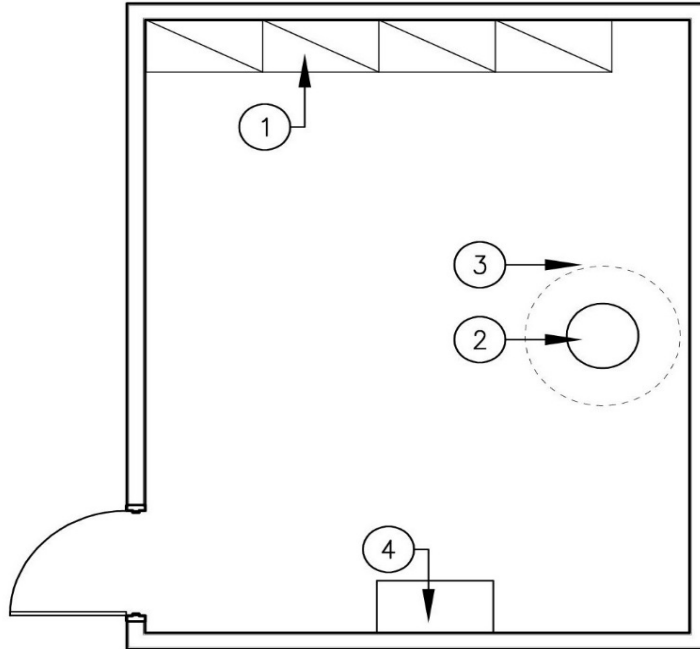
SPATIAL RELATIONSHIP:

Locate adjacent to Art Labs.

RELATIONSHIP DIAGRAM



Kiln **Kiln**
LAYOUT



EQUIPMENT/FURNITURE

Furniture/Equipment	Tag No.	Notes	Qty.	Size	Comments
IN CONTRACT / CONTRACTOR PROVIDED					
Metal Shelving	1		1	36" x 24" x 84"	
Kiln	2	480v	1		
Kiln Exhaust	3		1		
Drying Rack	4	For ceramic products	1		

Furniture/Equipment	Tag No.	Notes	Qty.	Size	Comments
---------------------	---------	-------	------	------	----------

NOT IN CONTRACT / OWNER PROVIDED

Notes:

1. Locate disconnect for kiln to be accessible away from kiln.
2. Room to be fire rated, confirm with Fire Marshal.
3. Provide additional exhaust and outlets for future additional kiln.

PROGRAM SPACES

SPACES	Quantity:	Capacity	Area (SF):	Total (SF):	Comments:
Art Office	1		120	120	

PROGRAM DETAILS

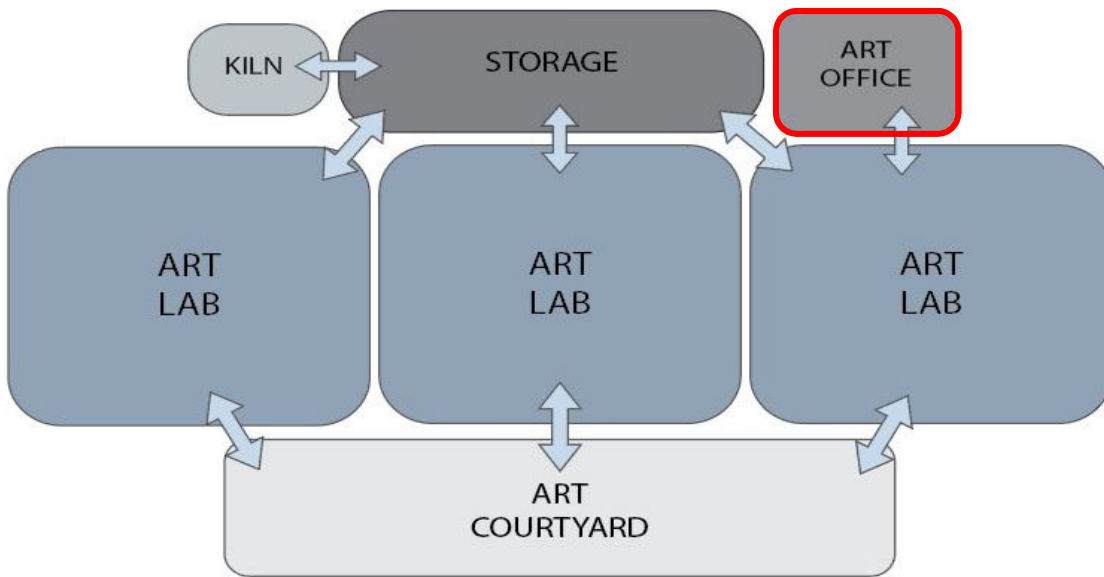
DESCRIPTION OF SPACE AND USES:

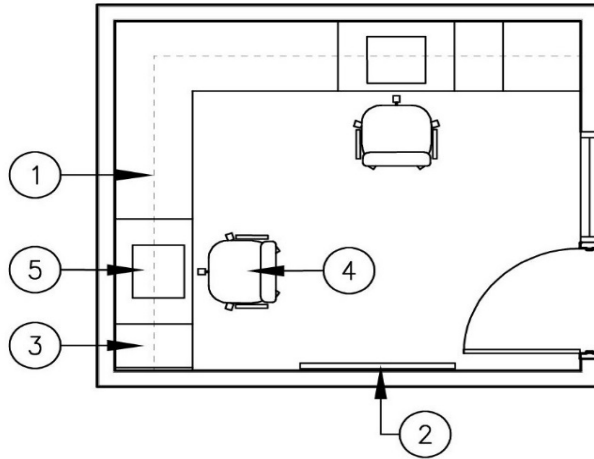
Administrative duties for Art Teachers.

SPATIAL RELATIONSHIP:

Locate adjacent to Art Labs.

RELATIONSHIP DIAGRAM





EQUIPMENT/FURNITURE

Furniture/Equipment	Tag No.	Notes	Qty.	Size	Comments
IN CONTRACT / CONTRACTOR PROVIDED					
Upper and Lower Cabinets	1	Line one wall			
Markerboard	2		1	4' x 4'	
Vertical File Cabinet Drawers	3		2		

Furniture/Equipment	Tag No.	Notes	Qty.	Size	Comments
NOT IN CONTRACT / OWNER PROVIDED					
Task Chair	4		2		
Teacher Office Tool Set	5		2		

Notes:

1. Provide windows to the Art Labs for visibility and supervision.

Art Courtyard

PROGRAM SPACES

SPACES	Quantity:	Capacity	Area (SF):	Total (SF):	Comments:
Art Courtyard	1				

PROGRAM DETAILS

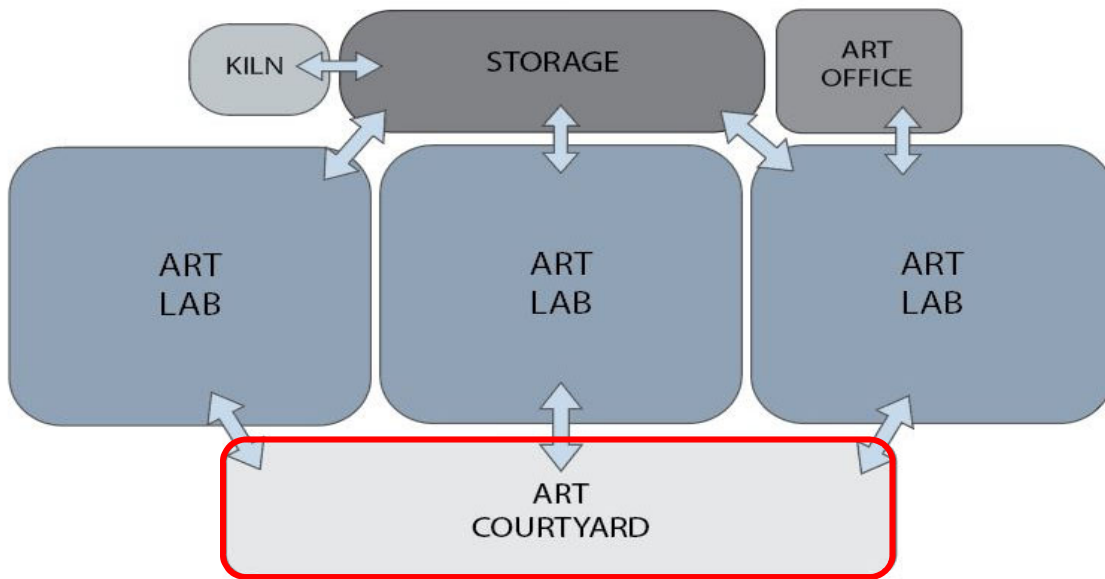
DESCRIPTION OF SPACE AND USES:

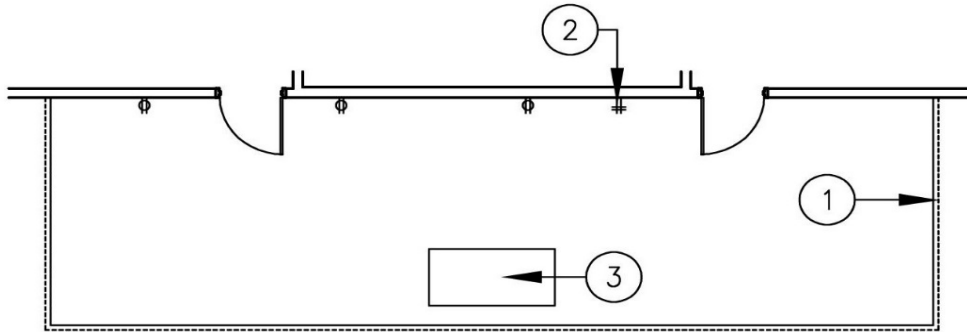
Outside workspace for Art Labs.

SPATIAL RELATIONSHIP:

Locate adjacent to Art Lab.

RELATIONSHIP DIAGRAM





EQUIPMENT/FURNITURE

Furniture/Equipment	Tag No.	Notes	Qty.	Size	Comments
---------------------	---------	-------	------	------	----------

IN CONTRACT / CONTRACTOR PROVIDED

Ornamental Fence	1			4' tall	
Hose Bib	2		1		

Furniture/Equipment	Tag No.	Notes	Qty.	Size	Comments
---------------------	---------	-------	------	------	----------

NOT IN CONTRACT / OWNER PROVIDED

Raku Pit	3		1		

Notes:

1. Provide plenty of GFCI electrical outlets.

Auditorium

PROGRAM SPACES

SPACES	Quantity:	Capacity	Area (SF):	Total (SF):	Comments:
Auditorium	1	850	9,000	9,000	

PROGRAM DETAILS

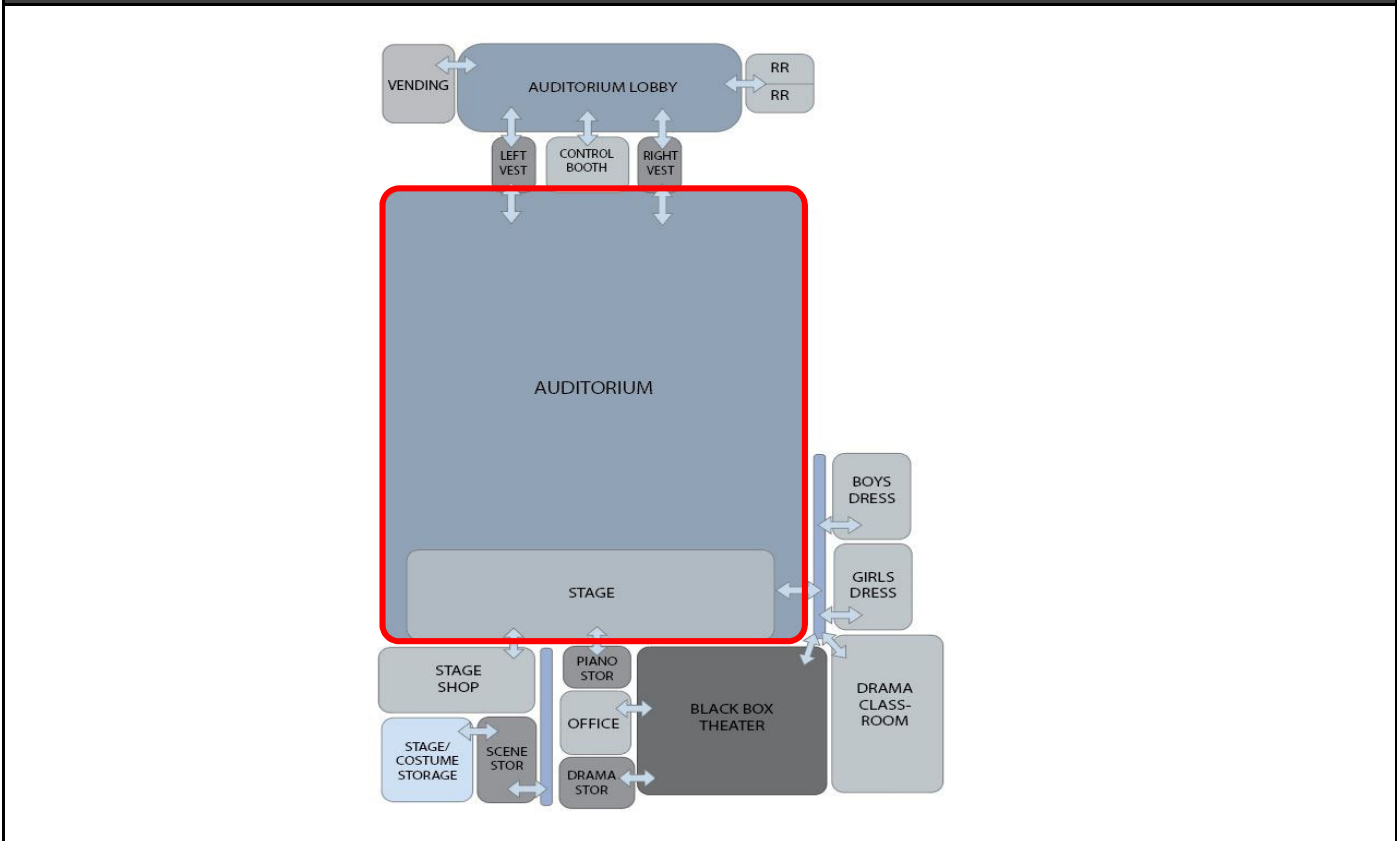
DESCRIPTION OF SPACE AND USES:

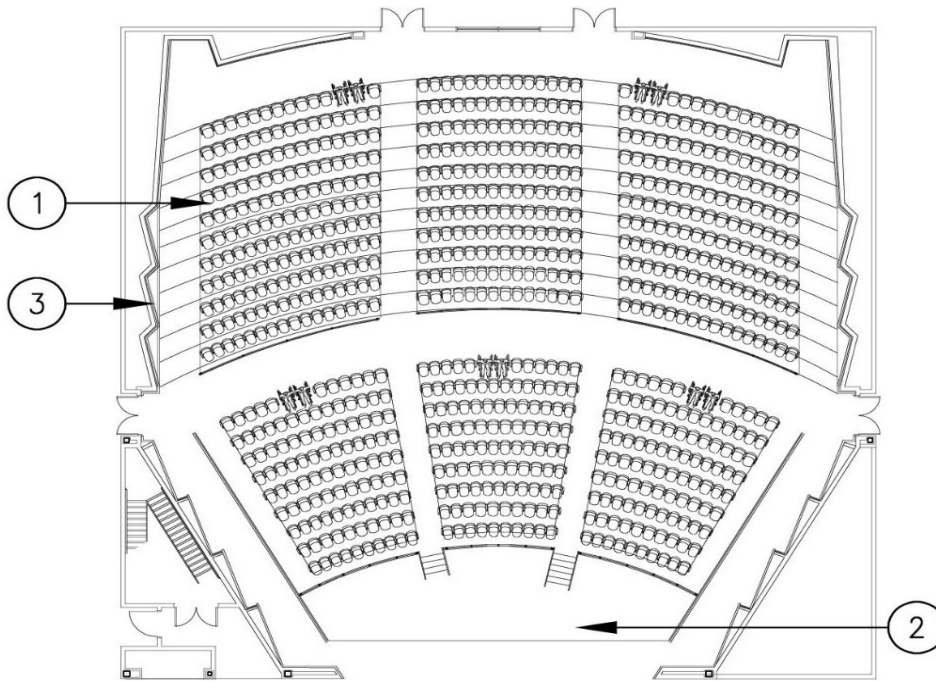
Theater arts, performances, plays and other school events and assemblies.

SPATIAL RELATIONSHIP:

Locate near Fine Arts with access to parking.

RELATIONSHIP DIAGRAM





EQUIPMENT/FURNITURE

Furniture/Equipment	Tag No.	Notes	Qty.	Size	Comments
---------------------	---------	-------	------	------	----------

IN CONTRACT / CONTRACTOR PROVIDED

Auditorium Seats	1		850		
Orchestra Pit	2	Decking over pit to extend stage			
Acoustical Panels	3	Line walls; consult with acoustician			

Furniture/Equipment	Tag No.	Notes	Qty.	Size	Comments
---------------------	---------	-------	------	------	----------

NOT IN CONTRACT / OWNER PROVIDED

Notes:

1. Acoustical consultant must be included in design team for design of all music and performance spaces.
2. Theatrical rigging and lighting consultant must be included in design team for theater spaces.
3. Provide sound system per consultant's recommendations.
4. Coordinate public address/fire alarm systems with sound system.

PROGRAM SPACES

SPACES	Quantity:	Capacity	Area (SF):	Total (SF):	Comments:
Lobby	1		1,000	1,000	

PROGRAM DETAILS

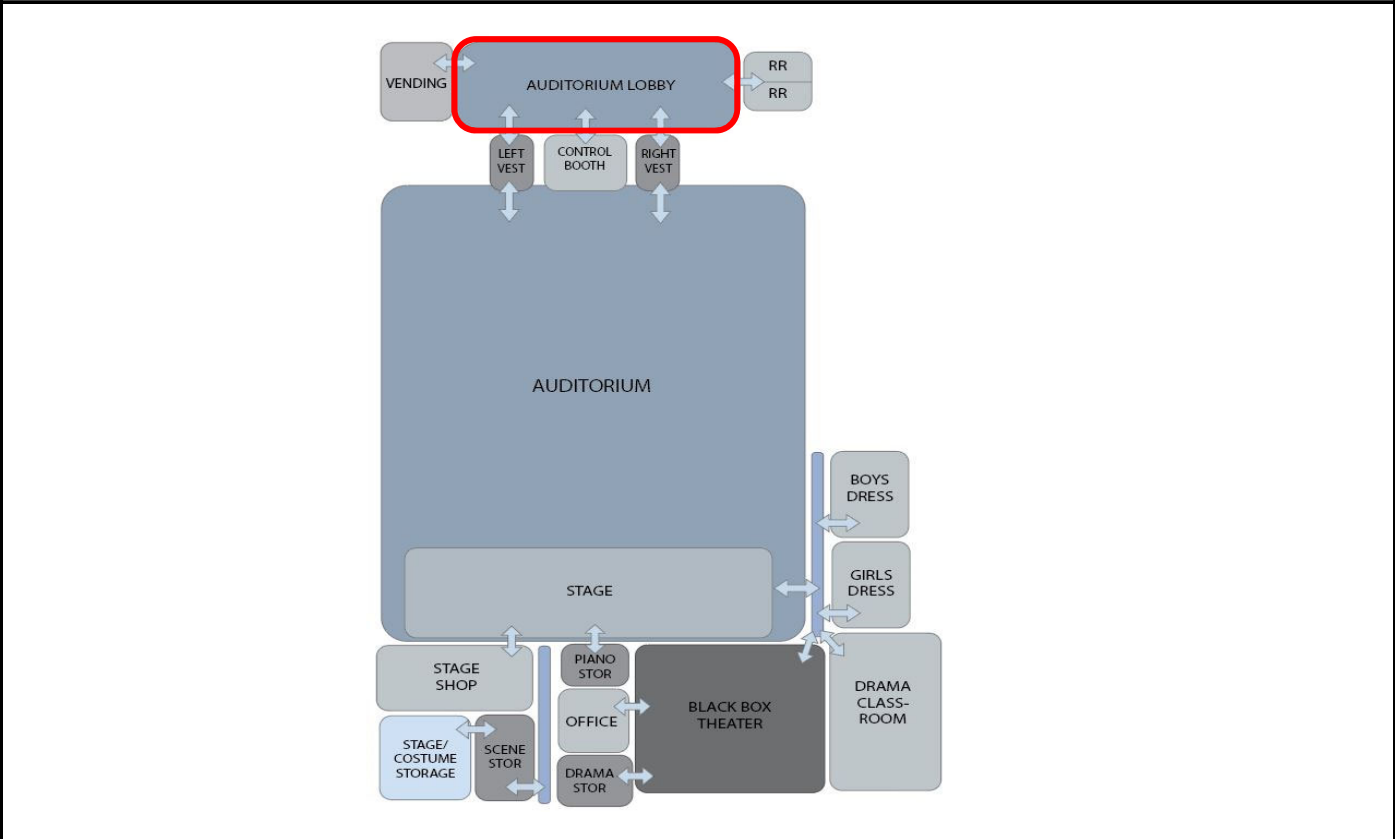
DESCRIPTION OF SPACE AND USES:

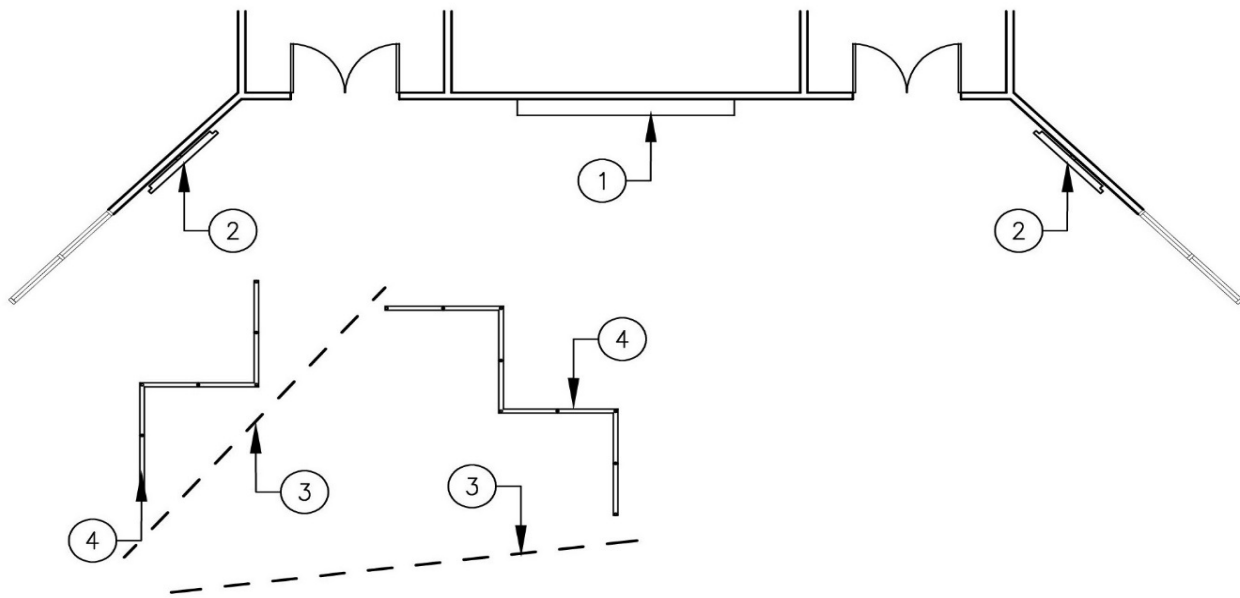
Lobby is used for pre-function space for Auditorium.

SPATIAL RELATIONSHIP:

Locate in Auditorium near front entry.

RELATIONSHIP DIAGRAM





EQUIPMENT/FURNITURE

Furniture/Equipment	Tag No.	Notes	Qty.	Size	Comments
---------------------	---------	-------	------	------	----------

IN CONTRACT / CONTRACTOR PROVIDED

Display Case	1	With light, provide glass shelving	1	10' x 6' x 12"	
Projection Device	2	With speakers	2		
Track Lights	3				
Display Panels	4	Moveable	14		

Furniture/Equipment	Tag No.	Notes	Qty.	Size	Comments
---------------------	---------	-------	------	------	----------

NOT IN CONTRACT / OWNER PROVIDED

Notes:

1. Acoustical consultant must be included in design team for design of all music and performance spaces.
2. Create art gallery area within lobby for display of student art projects.
3. Lobby to be easily identifiable from exterior.

Restrooms

PROGRAM SPACES

SPACES	Quantity:	Capacity	Area (SF):	Total (SF):	Comments:
Restrooms	2		250	500	One boy and one girl

PROGRAM DETAILS

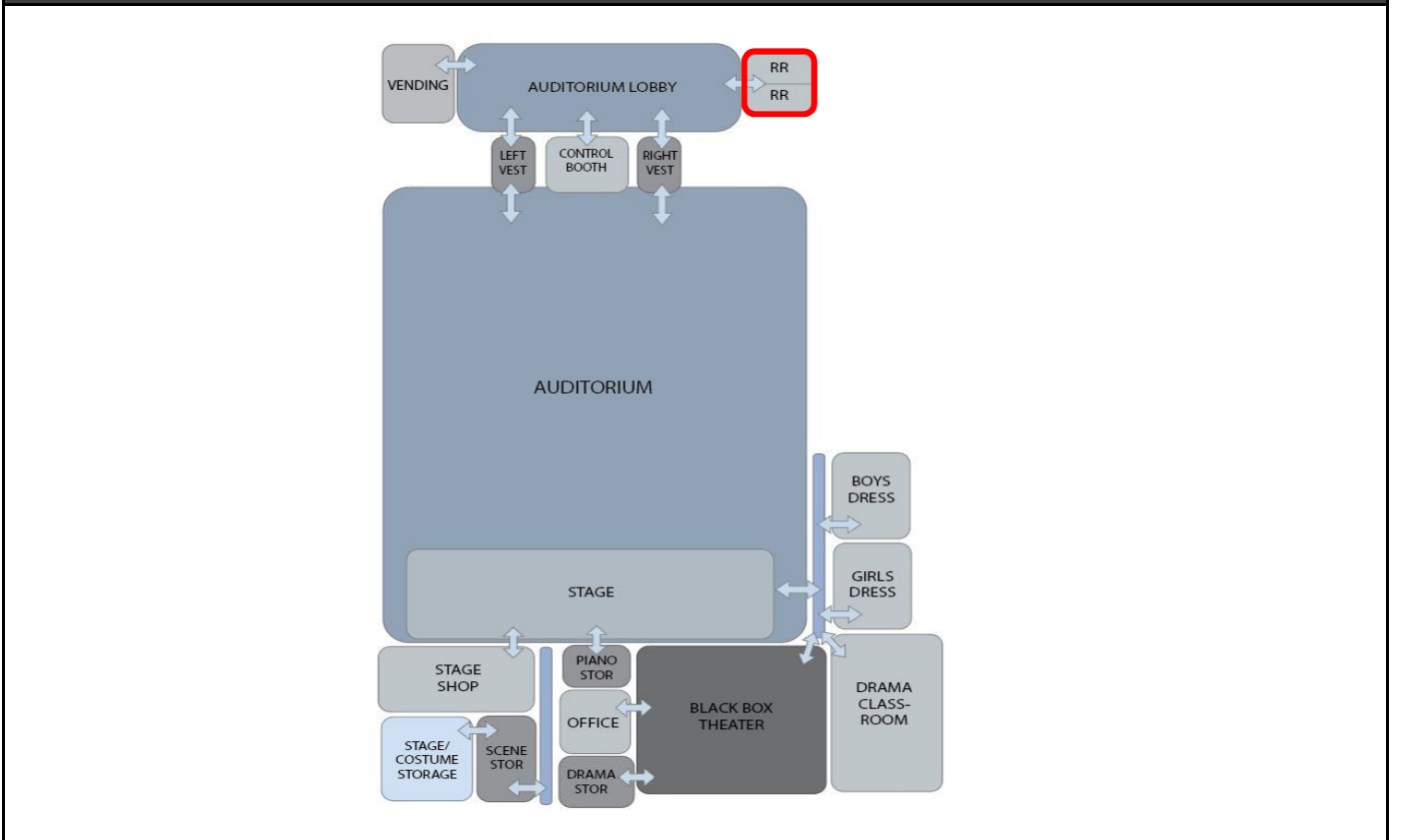
DESCRIPTION OF SPACE AND USES:

Restrooms for Auditorium.

SPATIAL RELATIONSHIP:

One boys and one girls next to each other located off lobby.

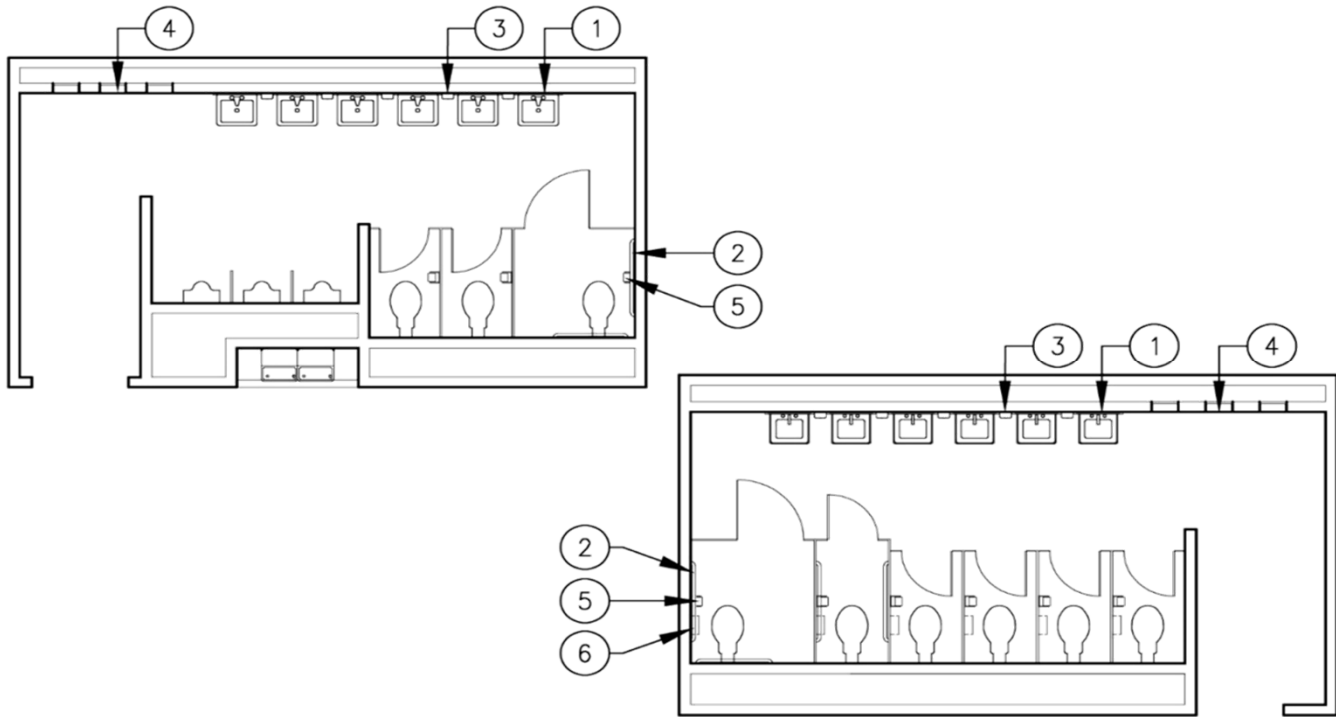
RELATIONSHIP DIAGRAM



Restrooms

Restrooms

LAYOUT



EQUIPMENT/FURNITURE

Furniture/Equipment	Tag No.	Notes	Qty.	Size	Comments
---------------------	---------	-------	------	------	----------

IN CONTRACT / CONTRACTOR PROVIDED

Mirror	1		1		
Grab Bars	2		2		

Furniture/Equipment	Tag No.	Notes	Qty.	Size	Comments
---------------------	---------	-------	------	------	----------

NOT IN CONTRACT / OWNER PROVIDED

Soap Dispenser	3	Contractor installed	5		
Paper Towel Dispenser	4	Contractor installed	3		
Toilet Paper Dispenser	5	Contractor installed	3 / 6		
Feminine Napkin Disposal (Girls Only)	6	Contractor installed	6		

Notes:

1. Two stalls (minimum) per restroom.
2. Water fountains located outside restrooms in lobby.

Stage					
PROGRAM SPACES					
SPACES	Quantity:	Capacity	Area (SF):	Total (SF):	Comments:
Stage	1		4,100	4,100	

PROGRAM DETAILS

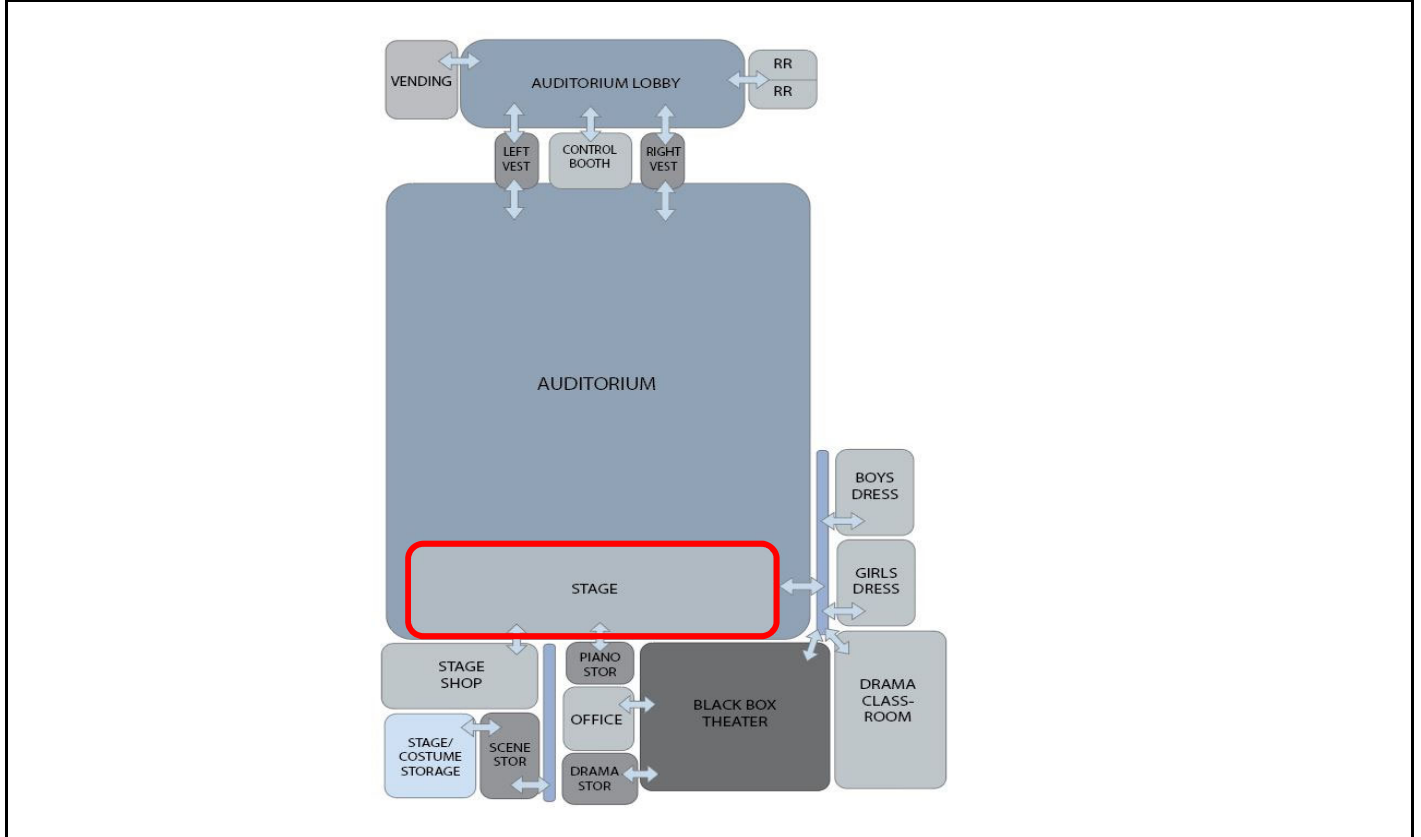
DESCRIPTION OF SPACE AND USES:

Performance area of Auditorium, also used for set construction and school presentations.

SPATIAL RELATIONSHIP:

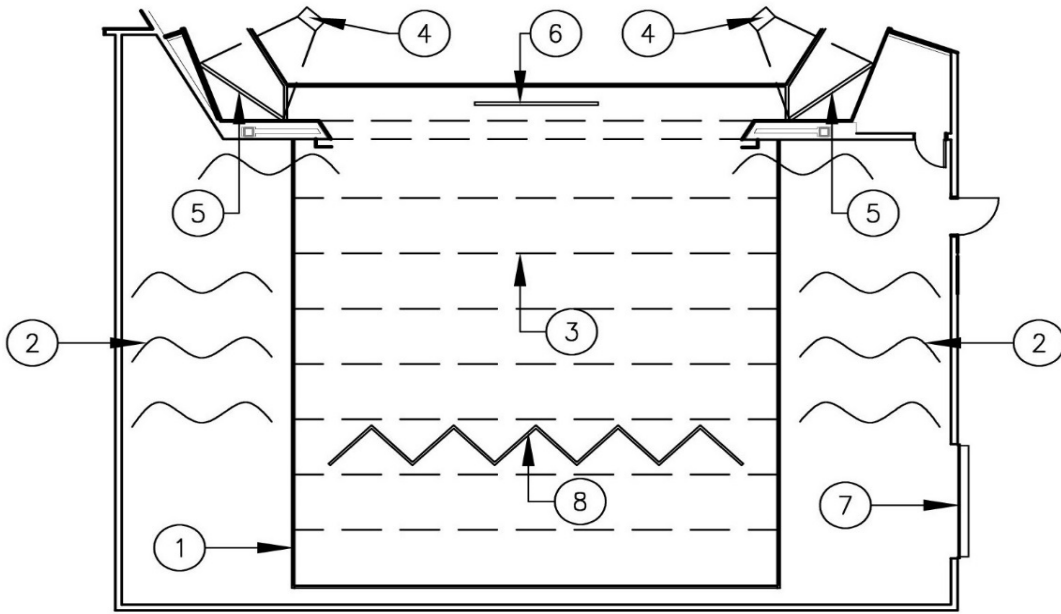
Locate in Auditorium, next to stage shop.

RELATIONSHIP DIAGRAM



Stage

Stage **LAYOUT**



EQUIPMENT/FURNITURE

Furniture/Equipment	Tag No.	Notes	Qty.	Size	Comments
IN CONTRACT / CONTRACTOR PROVIDED					
Stage	1	Masonite top with plywood bottom (black)	1		
Stage Curtains (Black)	2	By theatrical consultant			
Rigging and Lighting Equipment	3	By theatrical consultant			
Projection Device	4		2		
Projection Screen	5		2	10' x 10'	
Projection Screen	6		1	12' x 12'	
Overhead Door	7	Insulated for sound	1		
Wenger Acoustical Shell	8	Fly	1		

					Stage
Furniture/Equipment	Tag No.	Notes	Qty.	Size	Comments
NOT IN CONTRACT / OWNER PROVIDED					
Notes:					
<p>1. Acoustical consultant must be included in design team for design of all music and performance spaces.</p> <p>2. A theatrical lighting and rigging designer must be engaged by the architect for the design of the Black Box, Auditorium and Stage.</p> <p>3. Stage curtain - full stage curtain set includes valance, proscenium curtain, masking curtains and cyclorama. Add seamless cyclorama curtain upstage. All curtains to be black.</p> <p>4. Full Fly space above stage.</p> <p>5. Provide sound system per consultant recommendation.</p>					

Vestibules

PROGRAM SPACES

SPACES	Quantity:	Capacity	Area (SF):	Total (SF):	Comments:
Vestibules	2		170	340	

PROGRAM DETAILS

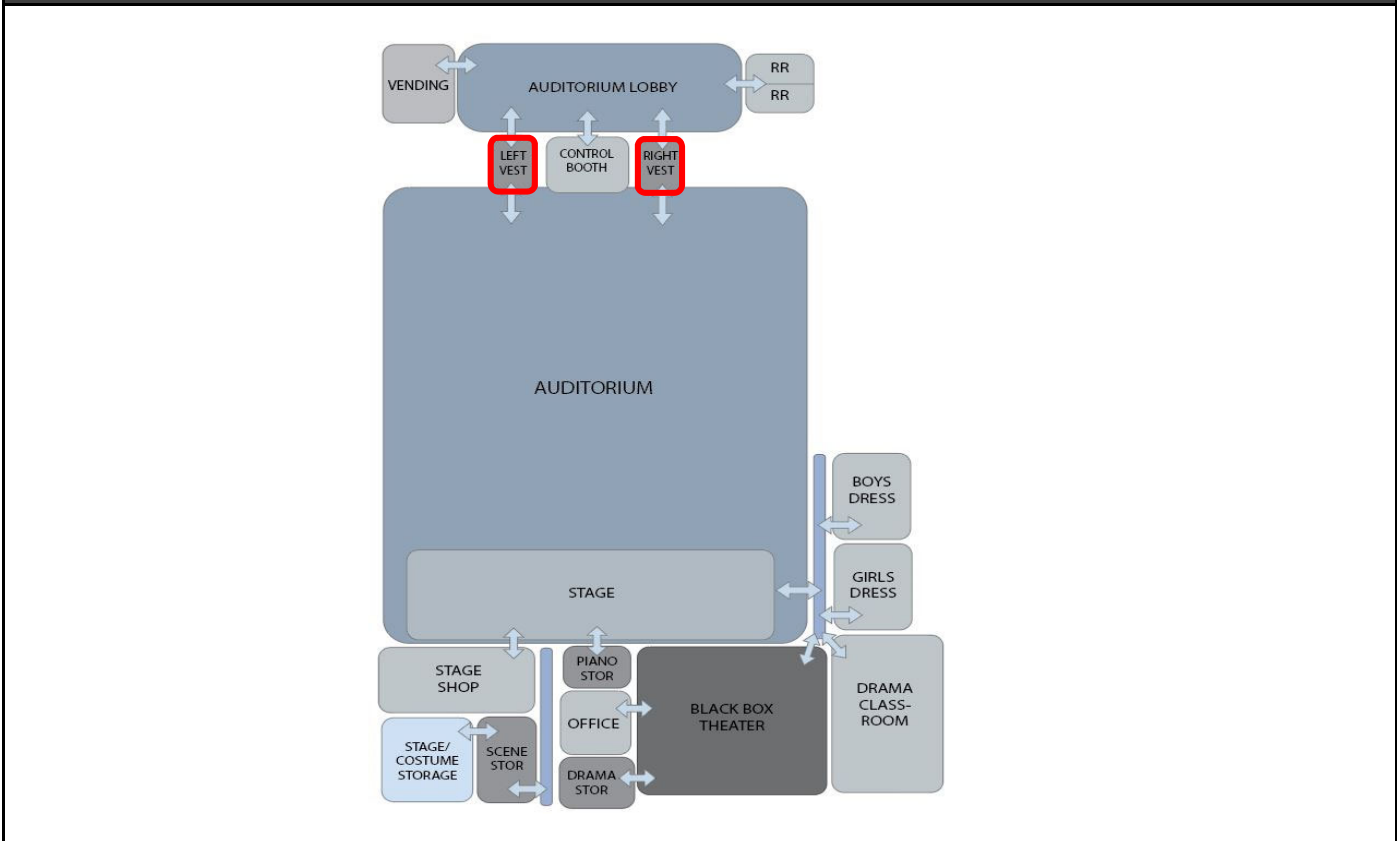
DESCRIPTION OF SPACE AND USES:

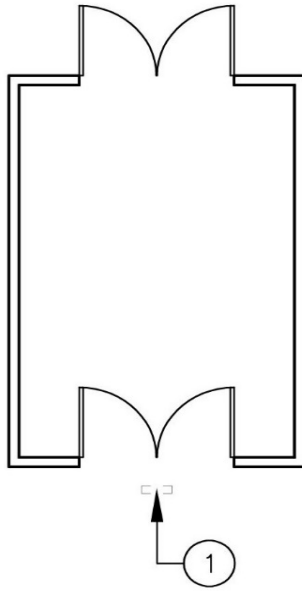
Left and right vestibules on each side of control booth. Vestibules are entry/exit spaces into and out of Auditorium.

SPATIAL RELATIONSHIP:

Locate next to Auditorium and Lobby.

RELATIONSHIP DIAGRAM





EQUIPMENT/FURNITURE

Furniture/Equipment	Tag No.	Notes	Qty.	Size	Comments
---------------------	---------	-------	------	------	----------

IN CONTRACT / CONTRACTOR PROVIDED

Performance in Progress Lights	1		1		

Furniture/Equipment	Tag No.	Notes	Qty.	Size	Comments
---------------------	---------	-------	------	------	----------

NOT IN CONTRACT / OWNER PROVIDED

Notes:

Dressing Rooms

PROGRAM SPACES

SPACES	Quantity:	Capacity	Area (SF):	Total (SF):	Comments:
Dressing Rooms	2		220	440	One for boys and one for girls.

PROGRAM DETAILS

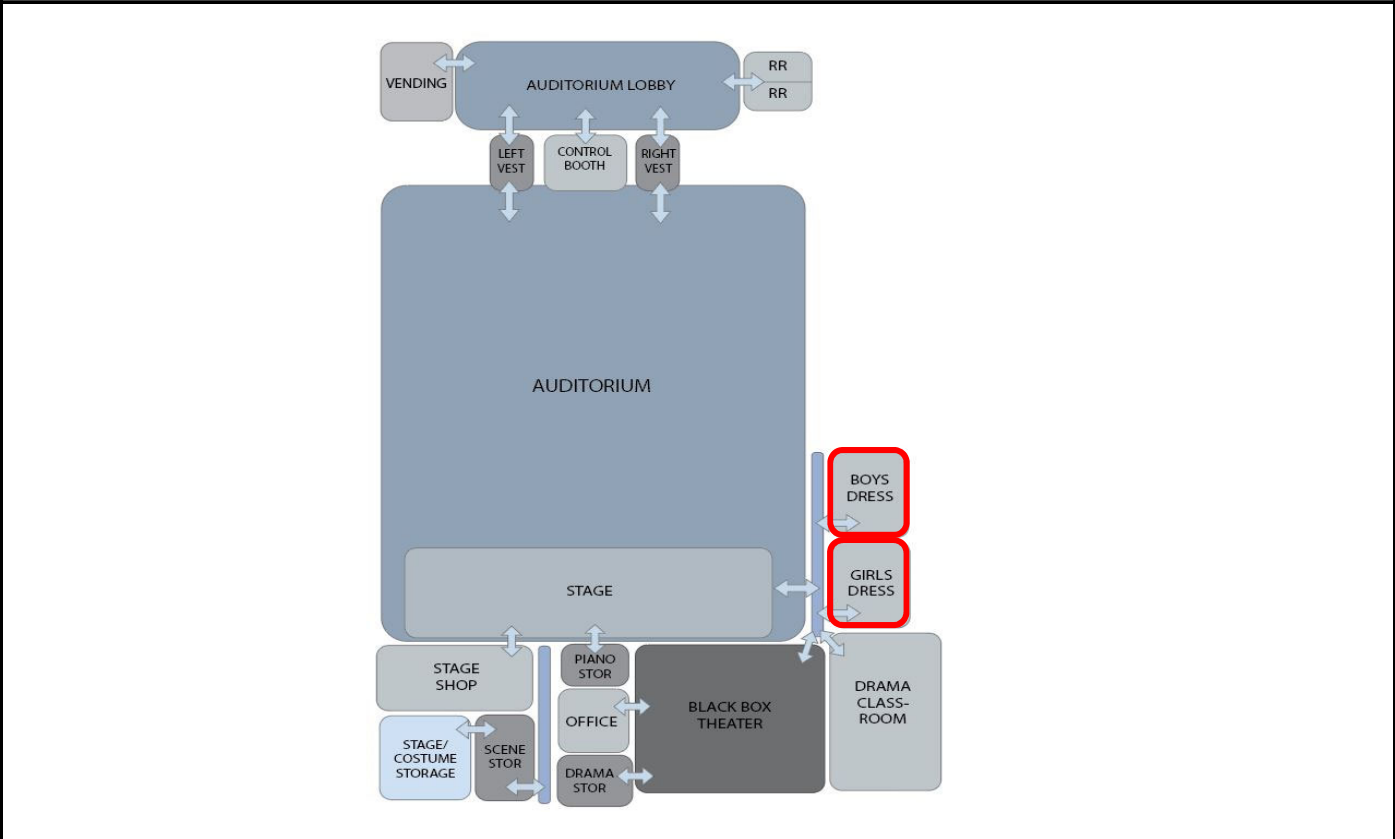
DESCRIPTION OF SPACE AND USES:

Girls/Boys dressing rooms for theater students, and serve as green rooms as well.

SPATIAL RELATIONSHIP:

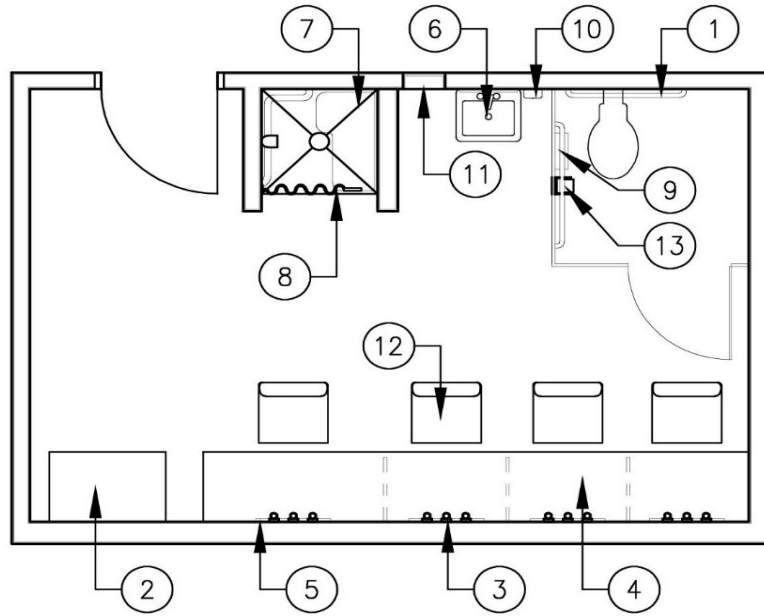
Locate in Fine Arts, close to stage and auditorium.

RELATIONSHIP DIAGRAM



Dressing Rooms

Dressing Rooms **LAYOUT**



EQUIPMENT/FURNITURE

Furniture/Equipment	Tag No.	Notes	Qty.	Size	Comments
IN CONTRACT / CONTRACTOR PROVIDED					
Grab Bars	1		2		
Tall Shelving Unit	2	Lockable	1	36" x 24" x 84"	
Lights	3	Above each mirror	4		
Built-in Counter	4	With kneespace	1		
Mirror	5		4		
Sink	6		1		
Handicap Shower Bench	7		1		
Shower Curtain	8		1		
Furniture/Equipment	Tag No.	Notes	Qty.	Size	Comments
NOT IN CONTRACT / OWNER PROVIDED					
Feminine Napkin Disposal	9	Contractor installed	1		
Soap Dispenser	10	Contractor installed	1		
Paper Towel Dispenser	11	Contractor installed	1		
Chairs	12		4		
Toilet Paper Dispenser	13	Contractor installed	1		

Notes:

PROGRAM SPACES

SPACES	Quantity:	Capacity	Area (SF):	Total (SF):	Comments:
Vending	1		200	200	

PROGRAM DETAILS

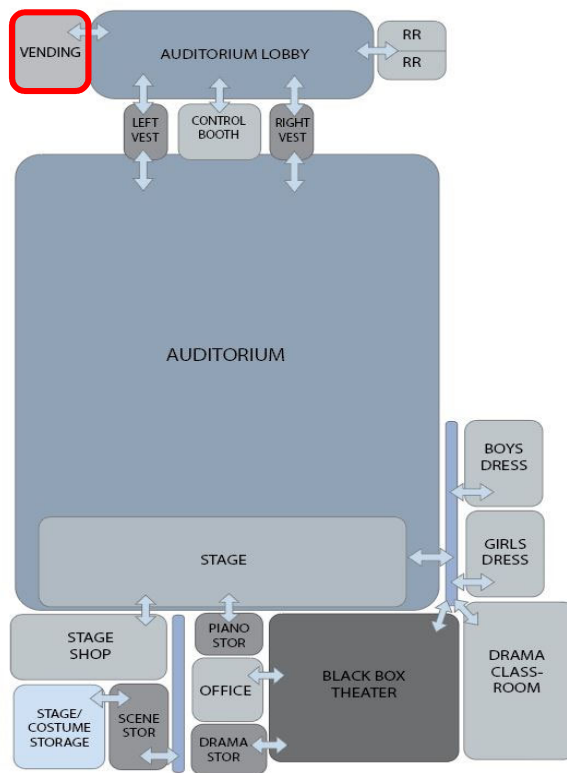
DESCRIPTION OF SPACE AND USES:

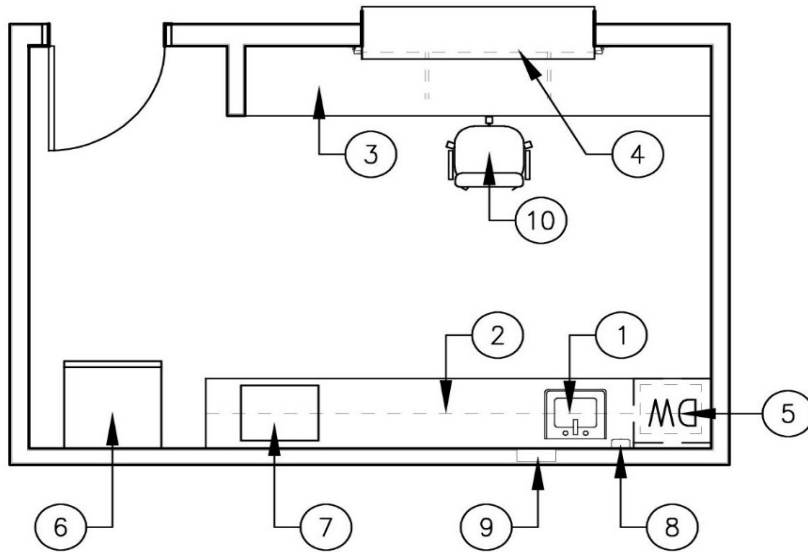
Concession space for sale of tickets and snacks, etc. for theater patrons, and visitors.

SPATIAL RELATIONSHIP:

Locate in Fine Arts.

RELATIONSHIP DIAGRAM





EQUIPMENT/FURNITURE

Furniture/Equipment	Tag No.	Notes	Qty.	Size	Comments
IN CONTRACT / CONTRACTOR PROVIDED					
Sink	1		1		
Upper and Lower Cabinets	2				
Built-in Counter	3		1		
Overhead Counter Door	4		1	6' x 5'	
Dishwasher	5		1		
Refrigerator	6		1		
Microwave	7		1		

Furniture/Equipment	Tag No.	Notes	Qty.	Size	Comments
NOT IN CONTRACT / OWNER PROVIDED					
Soap Dispenser	8	Contractor installed	1		
Paper Towel Dispenser	9	Contractor installed	1		
Task Chair	10		1		

Notes:

PROGRAM SPACES

SPACES	Quantity:	Capacity	Area (SF):	Total (SF):	Comments:
Control Booth	1		250	250	

PROGRAM DETAILS

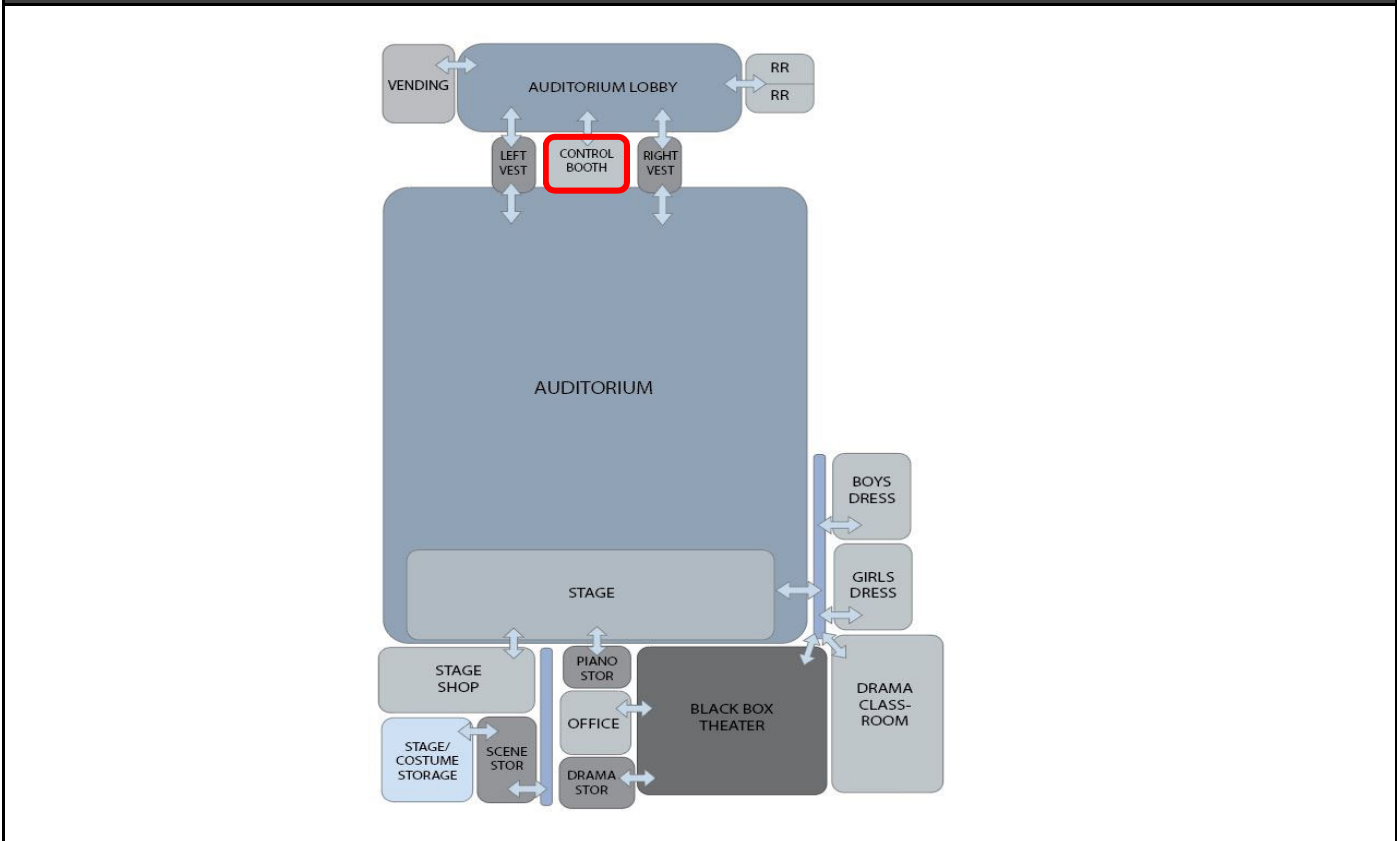
DESCRIPTION OF SPACE AND USES:

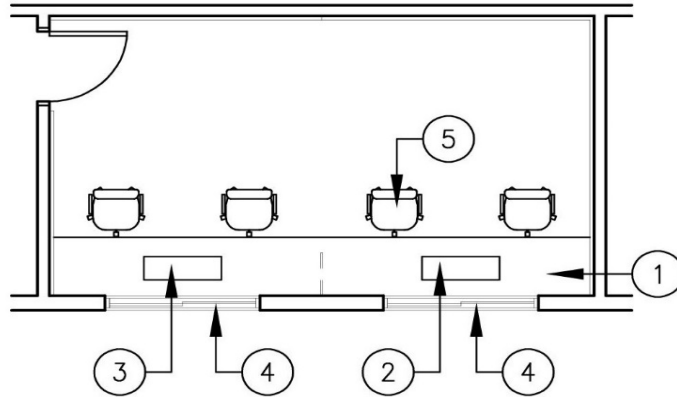
Sound and lighting control booth for Auditorium to support sound and lighting operations.

SPATIAL RELATIONSHIP:

Locate in Auditorium, in the rear of the house.

RELATIONSHIP DIAGRAM





EQUIPMENT/FURNITURE

Furniture/Equipment	Tag No.	Notes	Qty.	Size	Comments
---------------------	---------	-------	------	------	----------

IN CONTRACT / CONTRACTOR PROVIDED

Built-in Counter	1	With 4 kneespaces	1		
Sound Board	2	Per consultant recommendation.	1		
Light board	3	Per consultant recommendation.	1		
Sliding Window	4		2		

Furniture/Equipment	Tag No.	Notes	Qty.	Size	Comments
---------------------	---------	-------	------	------	----------

NOT IN CONTRACT / OWNER PROVIDED

Chair	5		4		

Notes:

1. Acoustical consultant must be included in design team for design of all music and performance spaces.
2. This room have enhanced acoustics.

Black Box (Drama)

PROGRAM SPACES

SPACES	Quantity:	Capacity	Area (SF):	Total (SF):	Comments:
Black Box (Drama)	1	30	2,000	2,000	

PROGRAM DETAILS

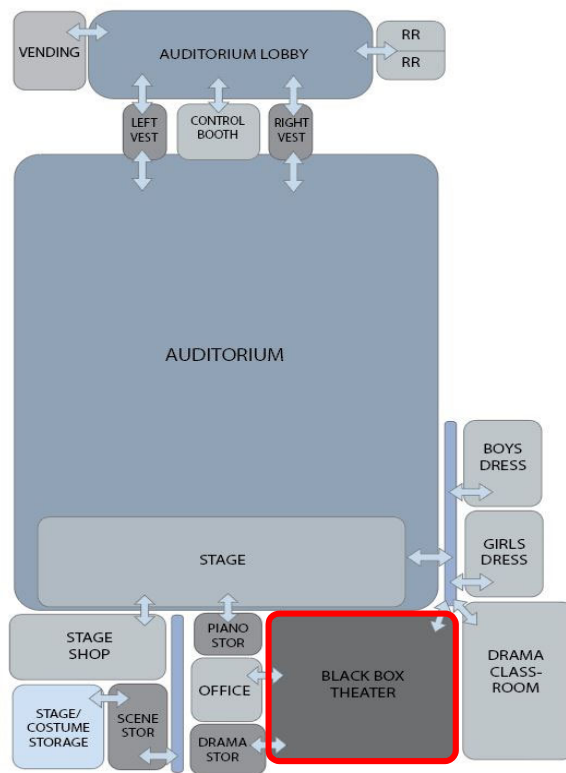
DESCRIPTION OF SPACE AND USES:

Theater instruction, lecture, demonstration and performances.

SPATIAL RELATIONSHIP:

Locate in Fine Arts, with folding partition between Black Box and Drama Classroom. Preferable if located by stage with overhead door access.

RELATIONSHIP DIAGRAM



LEARNING FRAMEWORK

LEARNING ACTIVITIES:

Organized to facilitate a learner centered approach to instruction. Activities include whole class instruction, small group instruction (student-student and student-teacher), and individualized learning.

OTHER ACTIVITIES:

Team Activities - Teaming between rooms to enhance learning activities

Blended Learning- Engaging, active learning through technology

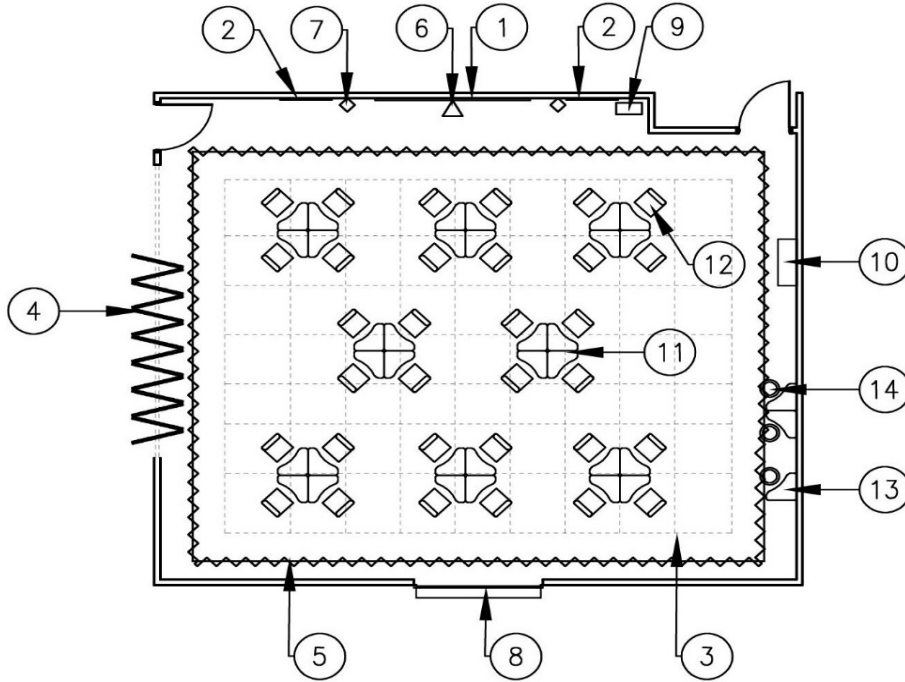
Black Box (Drama)

Project Based Learning - Team activities working towards a specific project goal or outcome.

Makerspace - Hands on activities that elicit creativity and exploration from students.

Black Box (Drama)

LAYOUT



EQUIPMENT/FURNITURE

Furniture/Equipment	Tag No.	Notes	Qty.	Size	Comments
IN CONTRACT / CONTRACTOR PROVIDED					
Markerboard	1		1	5' x 12'	
Markerboard	2		2	5' x 4'	
Lighting Grid & LED Lights	3	Per consultant recommendations	1		
Folding Markerboard Wall	4		1		
Curtains	5	Divide into 3 at long sides; 2 at short sides	1		
Instructional Display Technology	6		1		
Speakers	7		2		
Overhead Door	8	To shop or stage	1	10' x 10'	
Teacher Display Plate	9		1		
Bookshelf	10		1		

Black Box (Drama)					
Furniture/Equipment	Tag No.	Notes	Qty.	Size	Comments
NOT IN CONTRACT / OWNER PROVIDED					
Molded Top Desk	11		32		
Student Chair	12		32		
Molded Top Desk	13	Standing height	3		
Student Stools	14		3		
Notes:					
<ol style="list-style-type: none"> 1. All room surfaces are to be black. 2. Acoustical consultant must be included in design team for design of all music and performance spaces. 3. A theatrical lighting and rigging designer must be engaged by the architect for the design of the Black Box, Auditorium and Stage. 4. DMX capability in Black Box as well as sound and video capability (VGA and HDMI) 					

Drama Classroom

PROGRAM SPACES

SPACES	Quantity:	Capacity	Area (SF):	Total (SF):	Comments:
Drama Classroom	1		1,000	1,000	

PROGRAM DETAILS

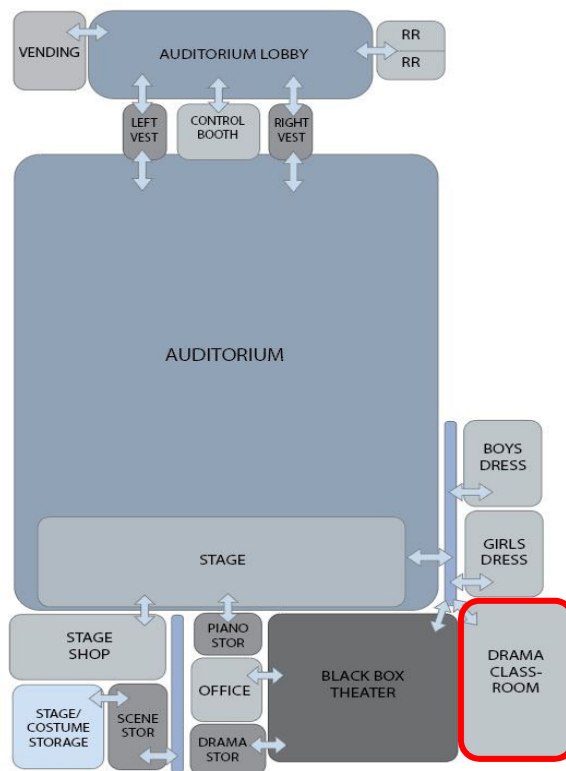
DESCRIPTION OF SPACE AND USES:

Theater classes allow students to develop

SPATIAL RELATIONSHIP:

Locate in Auditorium in close proximity to other stage.

RELATIONSHIP DIAGRAM



LEARNING FRAMEWORK

LEARNING ACTIVITIES:

Organized to facilitate a learner centered approach to instruction. Activities include whole class instruction, small group instruction (student-student and student-teacher), and individualized learning.

OTHER ACTIVITIES:

Team Activities - Teaming between rooms to enhance learning activities

Blended Learning- Engaging, active learning through technology

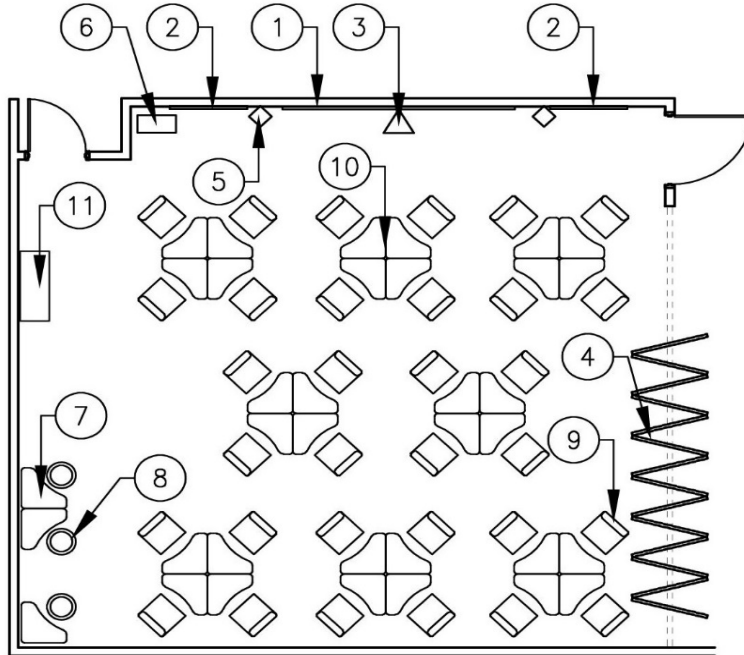
Drama Classroom

Project Based Learning - Team activities working towards a specific project goal or outcome.

Makerspace - Hands on activities that elicit creativity and exploration from students.

Drama Classroom

LAYOUT



EQUIPMENT/FURNITURE

Furniture/Equipment	Tag No.	Notes	Qty.	Size	Comments
IN CONTRACT / CONTRACTOR PROVIDED					
Markerboard	1			5' x 10'	
Markerboard	2		2	4' x 4'	
Instructional Display Technology	3		1		
Folding Markerboard Wall	4	Hard, foldable wall	1		
Speakers	5		2		
Teacher Display Plate (TDP)	6		2		

Drama Classroom					
Furniture/Equipment	Tag No.	Notes	Qty.	Size	Comments
NOT IN CONTRACT / OWNER PROVIDED					
Molded Top Desks	7	Standing height	3		
Student Stool	8		3		
Student Chair	9		32		
Molded Top Desks	10		32		
Bookshelf	11		1		
Notes:					
1. DMX capability in Black Box as well as sound and video capability (VGA and HDMI)					

PROGRAM SPACES

SPACES	Quantity:	Capacity	Area (SF):	Total (SF):	Comments:
Drama Office	1		180	180	

PROGRAM DETAILS

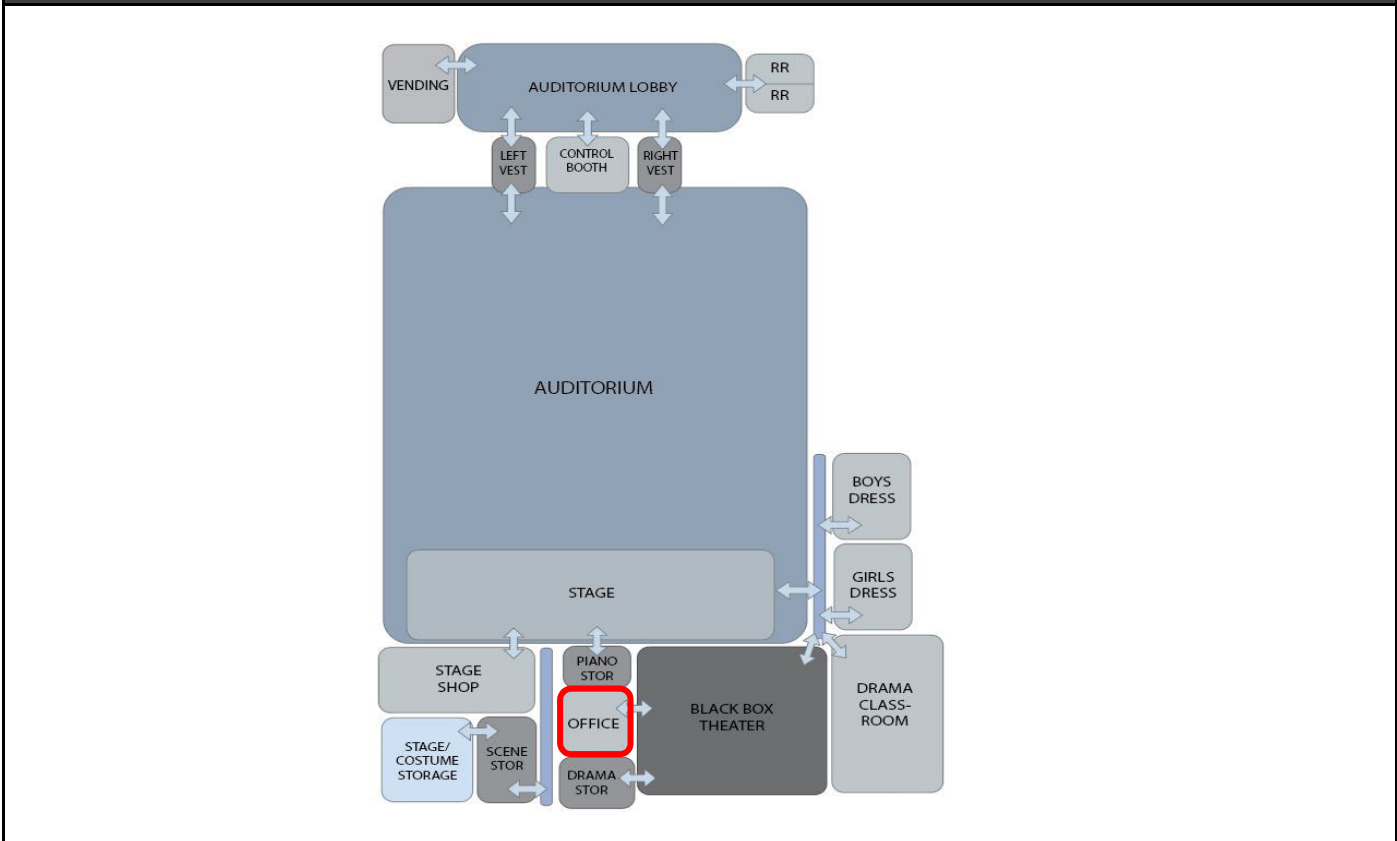
DESCRIPTION OF SPACE AND USES:

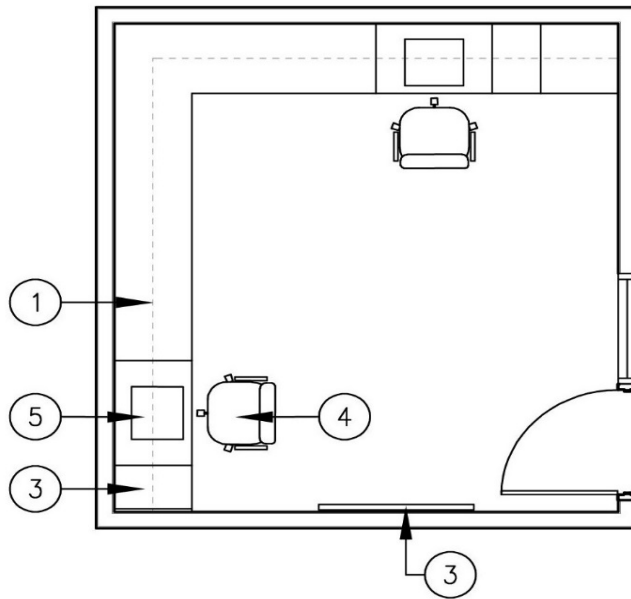
Administrative duties for Drama Teachers.

SPATIAL RELATIONSHIP:

Locate next to Black Box and Drama Classroom.

RELATIONSHIP DIAGRAM





EQUIPMENT/FURNITURE

Furniture/Equipment	Tag No.	Notes	Qty.	Size	Comments
IN CONTRACT / CONTRACTOR PROVIDED					
Upper and Lower Cabinets	1	Line one wall			
Vertical File Cabinet Drawers	2		2		
Markerboard	3		1	4' x 4'	

Furniture/Equipment	Tag No.	Notes	Qty.	Size	Comments
NOT IN CONTRACT / OWNER PROVIDED					
Teacher Office Tool Set	4		2		
Task Chair	5		2		
Bookshelf	6		2		

Notes:

1. Provide windows into Black Box/Classroom for supervision.

Drama Costume Storage

PROGRAM SPACES

SPACES	Quantity:	Capacity	Area (SF):	Total (SF):	Comments:
Drama Costume Storage	1		450	450	

PROGRAM DETAILS

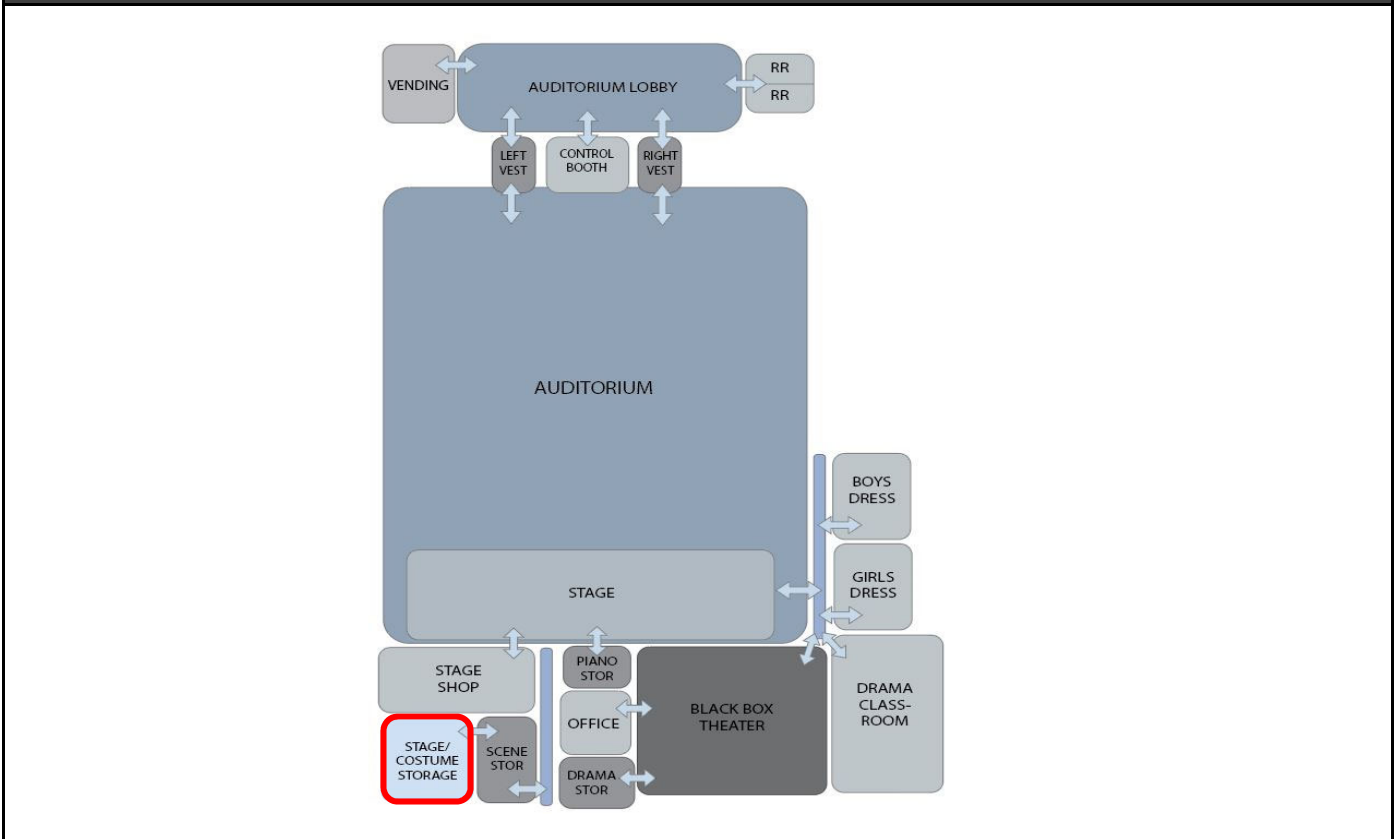
DESCRIPTION OF SPACE AND USES:

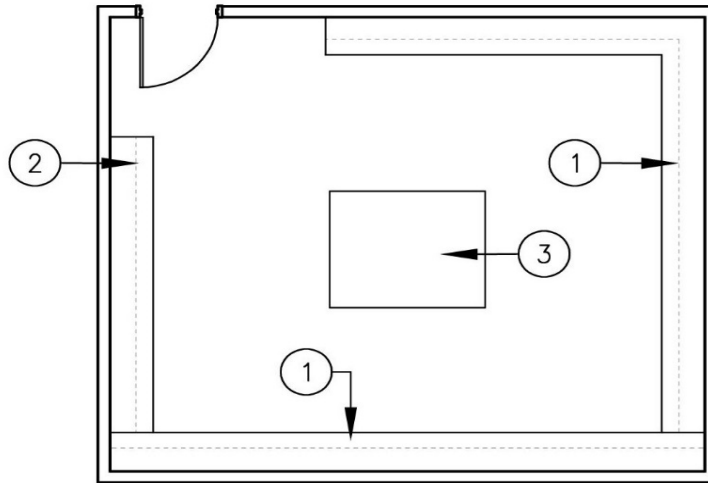
Storage of costumes and hats.

SPATIAL RELATIONSHIP:

Locate near Black Box Theater and stage.

RELATIONSHIP DIAGRAM





EQUIPMENT/FURNITURE

Furniture/Equipment	Tag No.	Notes	Qty.	Size	Comments
IN CONTRACT / CONTRACTOR PROVIDED					
Shelf with clothes rod	1	Mount at 3'-6" & 7'-6"		18" deep	
Shelf with clothes rod	2	Mount at 7'-6"		18" deep	
Work Table	3	Provide electrical outlets	1	5' x 6'	

Furniture/Equipment	Tag No.	Notes	Qty.	Size	Comments
NOT IN CONTRACT / OWNER PROVIDED					

Notes:

1. Maximize height in space to allow for additional shelving above those shown. Matching Auditorium house roof height allows for additional storage above 9'-0" for items.

2. Dedicated HVAC unit.

PROGRAM SPACES

SPACES	Quantity:	Capacity	Area (SF):	Total (SF):	Comments:
Stage Shop	1		650	650	

PROGRAM DETAILS

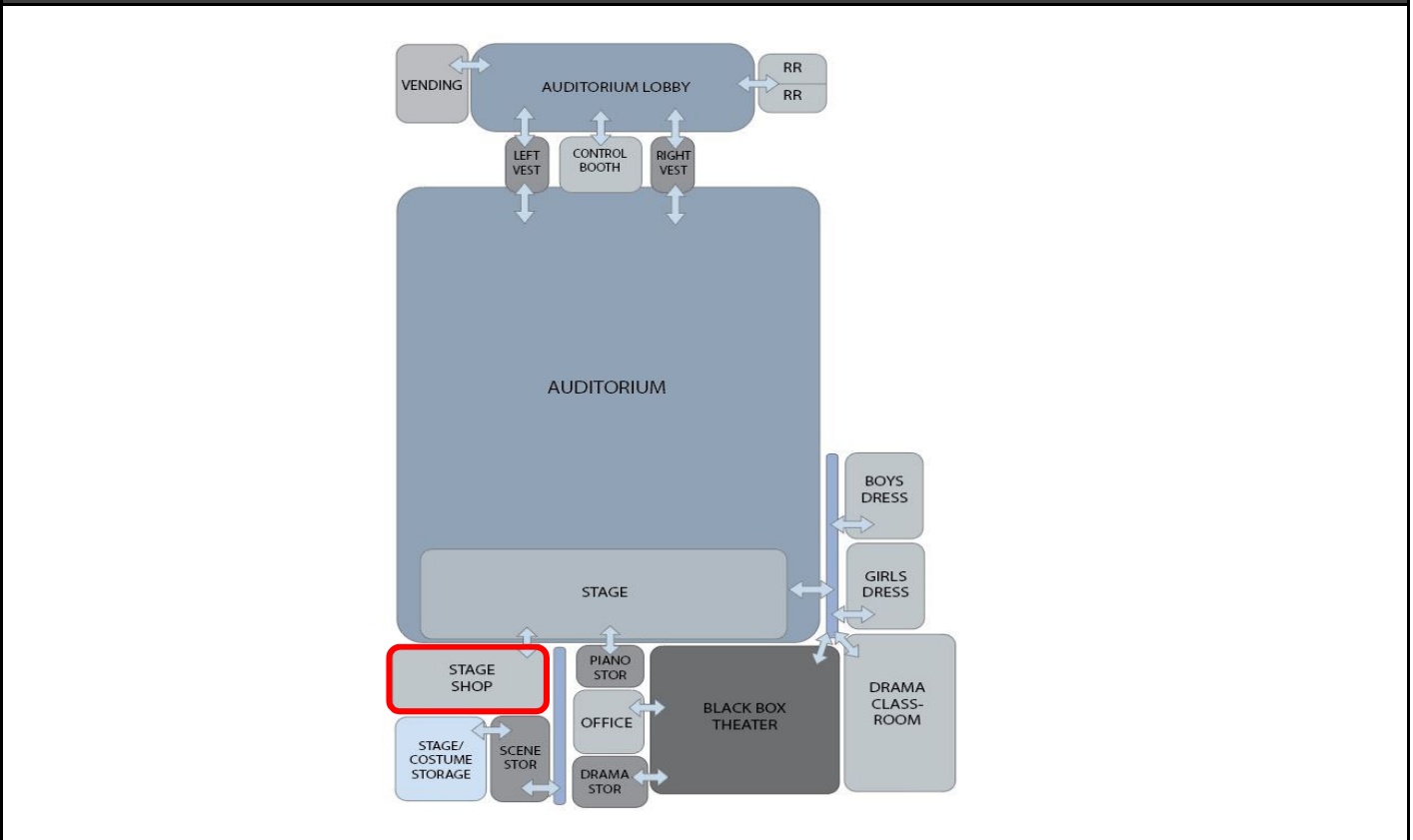
DESCRIPTION OF SPACE AND USES:

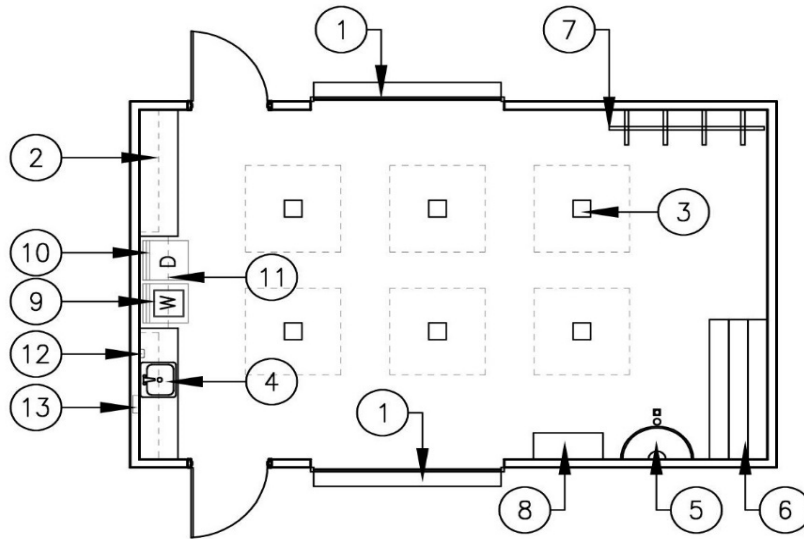
Shop area for building of scenes/set for stage performances.

SPATIAL RELATIONSHIP:

Locate close to Stage and Black Box Theater and adjacent to storage.

RELATIONSHIP DIAGRAM





EQUIPMENT/FURNITURE

Furniture/Equipment	Tag No.	Notes	Qty.	Size	Comments
IN CONTRACT / CONTRACTOR PROVIDED					
Overhead Door	1	To stage	2	10' x 10'	
Upper and Lower Cabinets	2	Line Wall	1		
Overhead Power Reels	3		6		
Sink	4		1		
Trough Sink	5		1		
Plywood Storage	6		1		
Wood Storage	7		1		
Flammable Cabinet	8		1		
Commercial Grade Washer	9		1		
Commercial Grade Dryer	10		1		
Shelf	11	Above washer/dryer	1		

Stage Shop					
Furniture/Equipment	Tag No.	Notes	Qty.	Size	Comments
NOT IN CONTRACT / OWNER PROVIDED					
Soap Dispenser	12	Contractor installed	1		
Paper Towel Dispenser	13	Contractor installed	1		
Notes:					
1. Shop equipment to be provided by FBISD. Confirm dust collection needs.					

Scene Storage

PROGRAM SPACES

SPACES	Quantity:	Capacity	Area (SF):	Total (SF):	Comments:
Scene Storage	1		300	300	

PROGRAM DETAILS

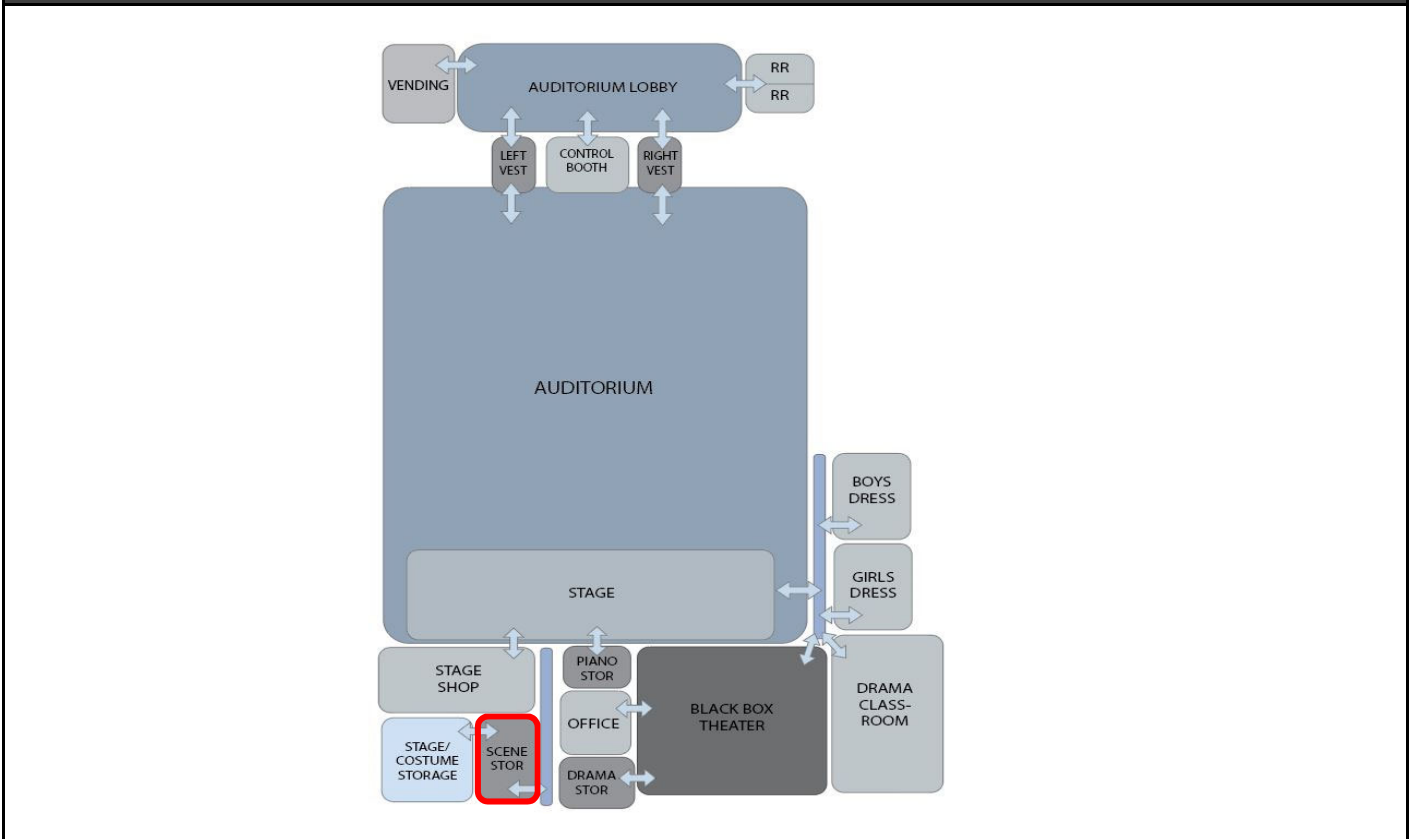
DESCRIPTION OF SPACE AND USES:

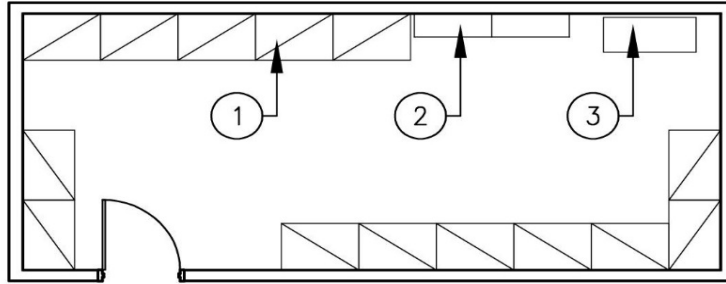
Storage of props and materials for set construction.

SPATIAL RELATIONSHIP:

Locate adjacent to Drama Classroom and stage.

RELATIONSHIP DIAGRAM





EQUIPMENT/FURNITURE

Furniture/Equipment	Tag No.	Notes	Qty.	Size	Comments
IN CONTRACT / CONTRACTOR PROVIDED					
Metal Shelving	1		14	36" x 24" x 84"	
Wood Storage Racks	2	Wall mounted	2		
Flammable Cabinet	3		1		

Furniture/Equipment	Tag No.	Notes	Qty.	Size	Comments
---------------------	---------	-------	------	------	----------

NOT IN CONTRACT / OWNER PROVIDED

Notes:

Drama Storage

PROGRAM SPACES

SPACES	Quantity:	Capacity	Area (SF):	Total (SF):	Comments:
Drama Storage	1		150	150	

PROGRAM DETAILS

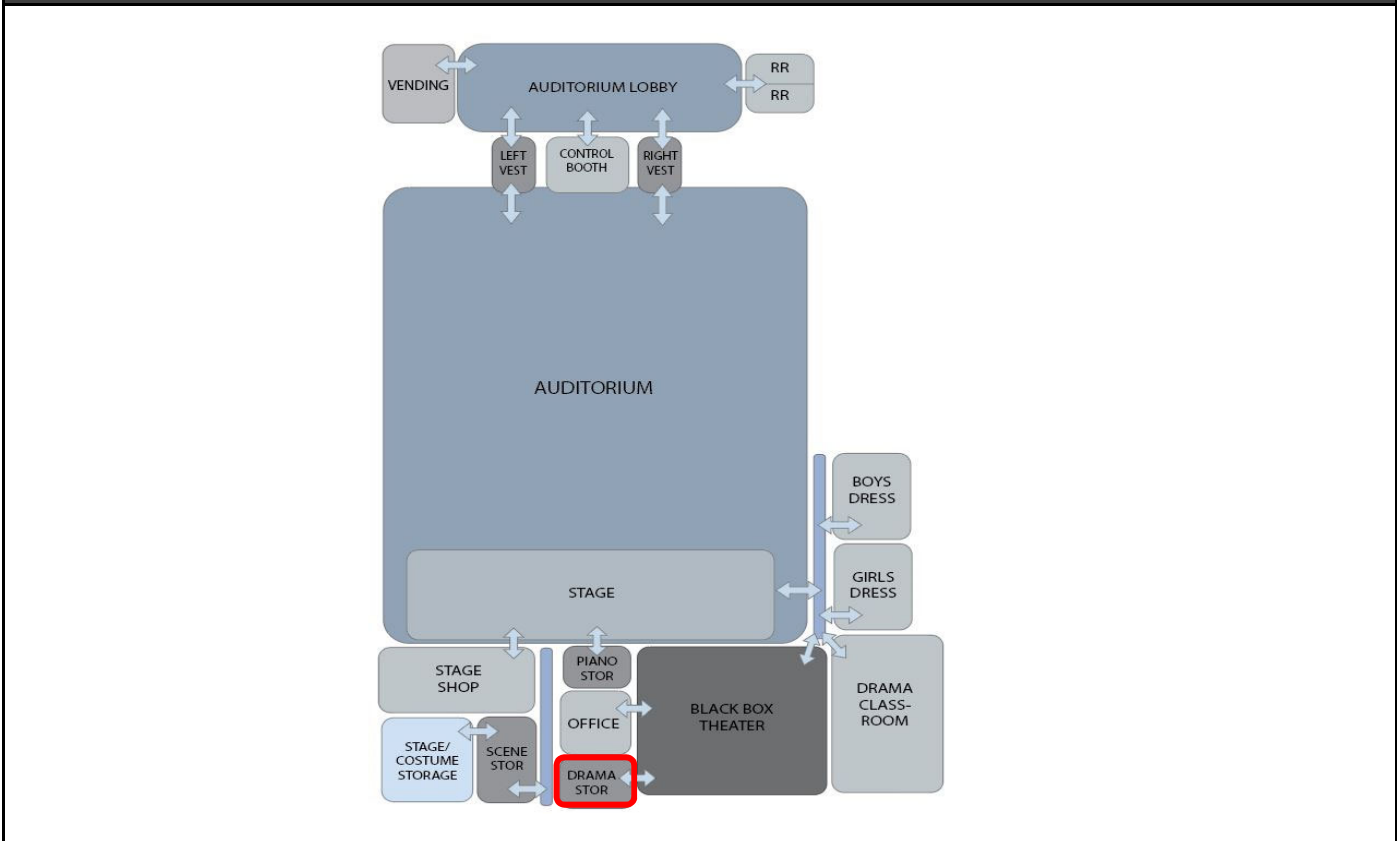
DESCRIPTION OF SPACE AND USES:

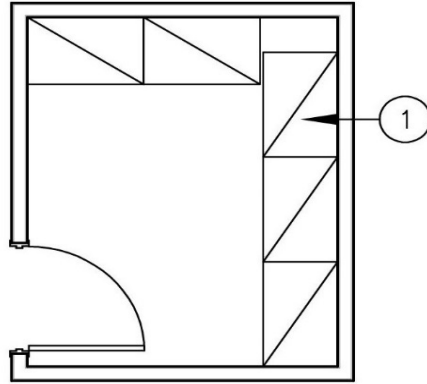
Storage for drama and auditorium

SPATIAL RELATIONSHIP:

Located within the auditorium, near front of house.

RELATIONSHIP DIAGRAM





EQUIPMENT/FURNITURE

Furniture/Equipment	Tag No.	Notes	Qty.	Size	Comments
---------------------	---------	-------	------	------	----------

IN CONTRACT / CONTRACTOR PROVIDED

Metal Shelving	1		5	36" x 24" x 84"	

Furniture/Equipment	Tag No.	Notes	Qty.	Size	Comments
---------------------	---------	-------	------	------	----------

NOT IN CONTRACT / OWNER PROVIDED

Notes:

Piano Storage

PROGRAM SPACES

SPACES	Quantity:	Capacity	Area (SF):	Total (SF):	Comments:
Piano Storage	1		100	100	

PROGRAM DETAILS

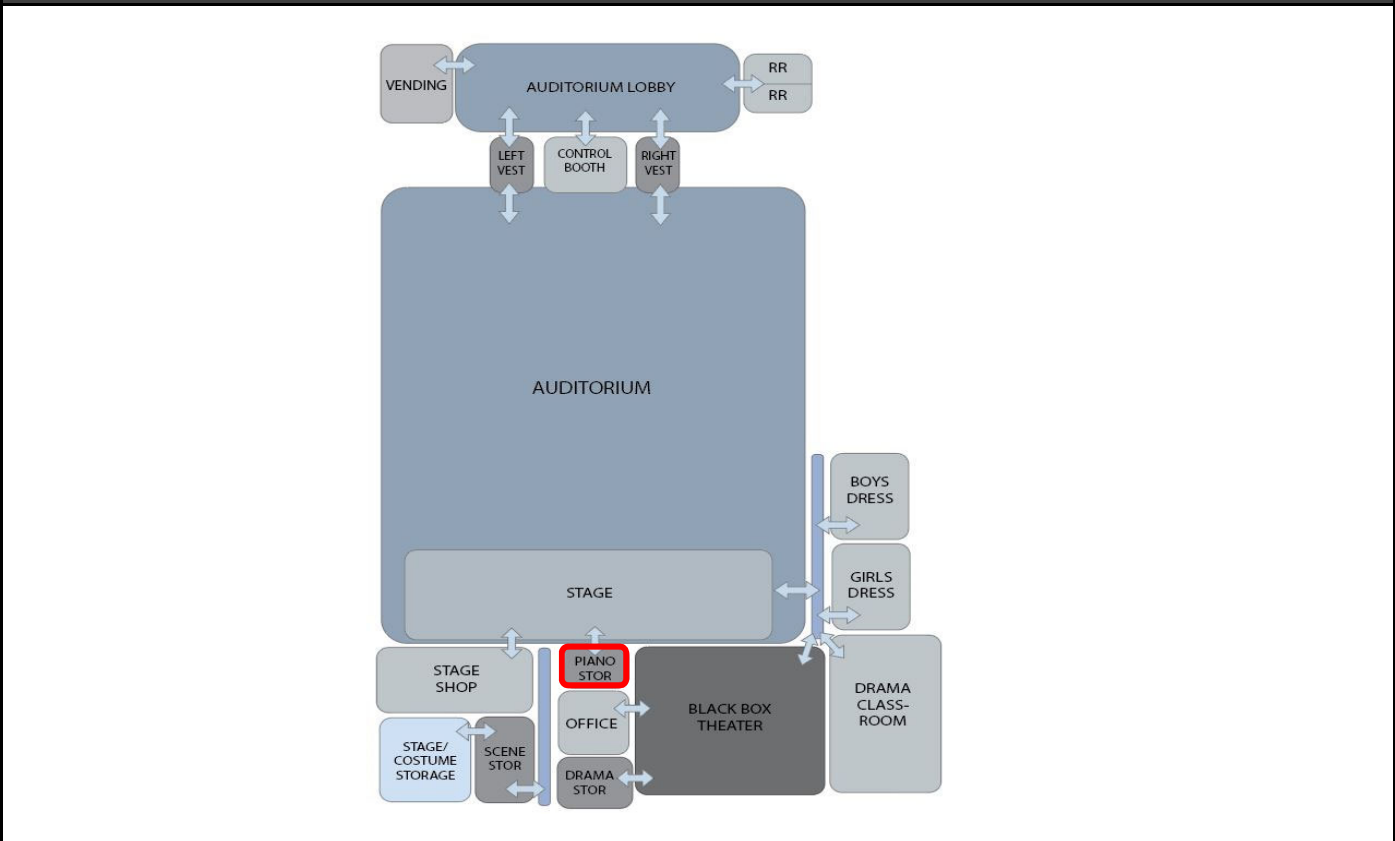
DESCRIPTION OF SPACE AND USES:

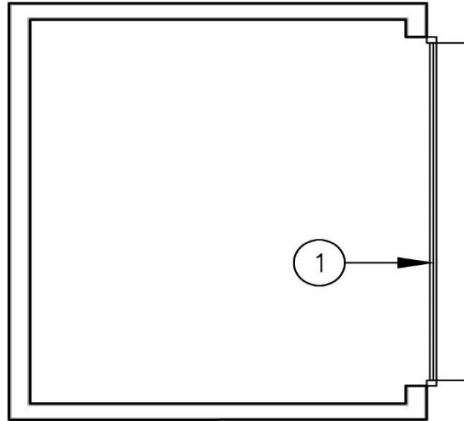
Storage area for piano used for stage and black box performances.

SPATIAL RELATIONSHIP:

Locate close to Stage and Black Box Theater.

RELATIONSHIP DIAGRAM





EQUIPMENT/FURNITURE

Furniture/Equipment	Tag No.	Notes	Qty.	Size	Comments
---------------------	---------	-------	------	------	----------

IN CONTRACT / CONTRACTOR PROVIDED

Vented overhead door	1		1	10' x 10'	

Furniture/Equipment	Tag No.	Notes	Qty.	Size	Comments
---------------------	---------	-------	------	------	----------

NOT IN CONTRACT / OWNER PROVIDED

Notes:

1. Piano storage should be temperature controlled.

Band Hall

PROGRAM SPACES

SPACES	Quantity:	Capacity	Area (SF):	Total (SF):	Comments:
Band Hall	1		3,200	3,200	

PROGRAM DETAILS

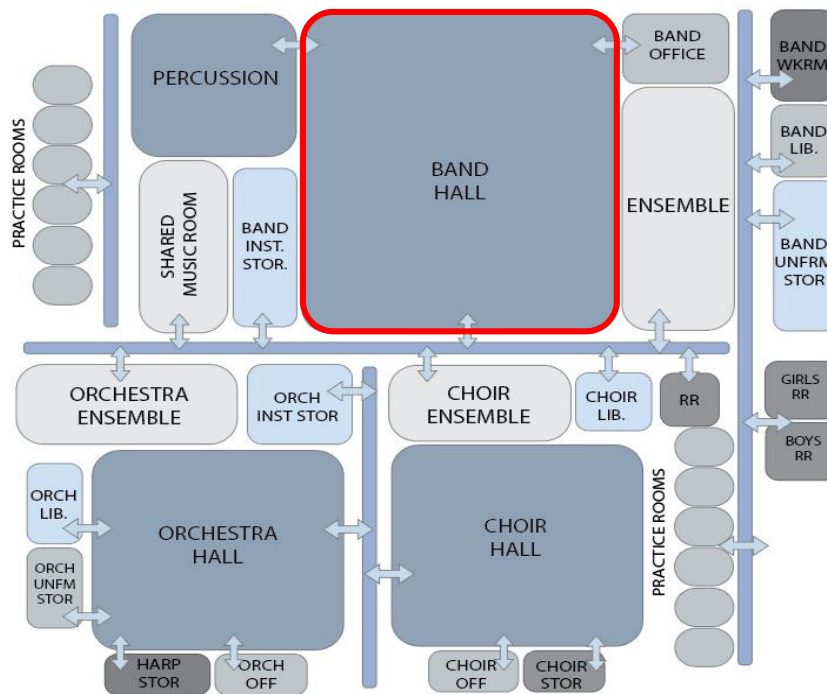
DESCRIPTION OF SPACE AND USES:

Music classes encompass the study of different styles of music with emphasis on student performance. Band Hall is used in the study of musical instruments and music history.

SPATIAL RELATIONSHIP:

Locate in Fine Arts wing.

RELATIONSHIP DIAGRAM



LEARNING FRAMEWORK

LEARNING ACTIVITIES:

Organized to facilitate a learner centered approach to instruction. Activities include whole class instruction, small group instruction (student-student and student-teacher), and individualized learning.

OTHER ACTIVITIES:

Team Activities - Teaming between rooms to enhance learning activities

Blended Learning- Engaging, active learning through technology

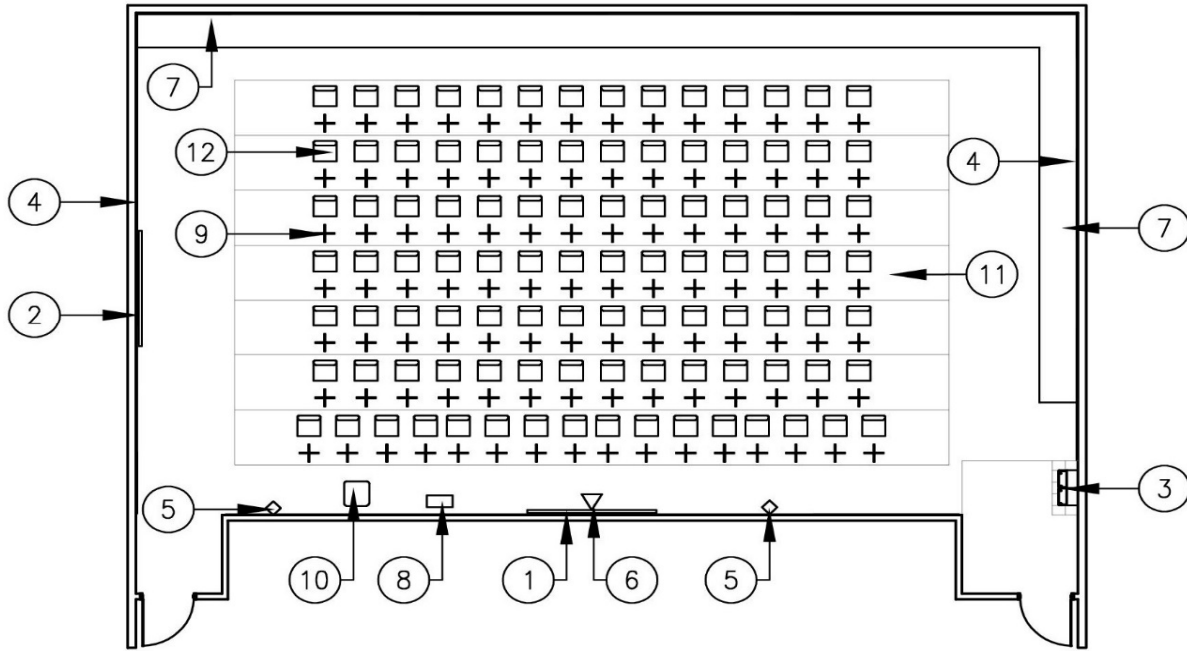
Band Hall

Project Based Learning - Team activities working towards a specific project goal or outcome.

Makerspace - Hands on activities that elicit creativity and exploration from students.

Band Hall

LAYOUT



EQUIPMENT/FURNITURE

Furniture/Equipment	Tag No.	Notes	Qty.	Size	Comments
IN CONTRACT / CONTRACTOR PROVIDED					
Markerboard, magnetic	1	Below projector	1	5' x 10'	
Markerboard, magnetic	2	Music Staph	1	5' x 10'	
Drinking Fountain	3	With bottle filling capabilities	2		
Acoustical Panels	4	Line walls; consult with acoustician			
Speaker	5		1		
Instructional Display Technology	6		1		
Wenger Instrument Storage Lockers	7	Instrument counts to be provided by Fine Arts Department			
Teacher Display Plate (TDP)	8		1		

Band Hall					
Furniture/Equipment	Tag No.	Notes	Qty.	Size	Comments
NOT IN CONTRACT / OWNER PROVIDED					
Music Stands	9		100		
Student Device Cart	10		1		
Riser	11	8 risers and 2 pie-shaped risers			
Student Chairs	12		100		
Notes:					
1. Acoustical consultant must be included in design team for design of all music and performance spaces. 2. Provide 4' wide doors, in and out of room.					

PROGRAM SPACES

SPACES	Quantity:	Capacity	Area (SF):	Total (SF):	Comments:
Band Library	1		150	150	

PROGRAM DETAILS

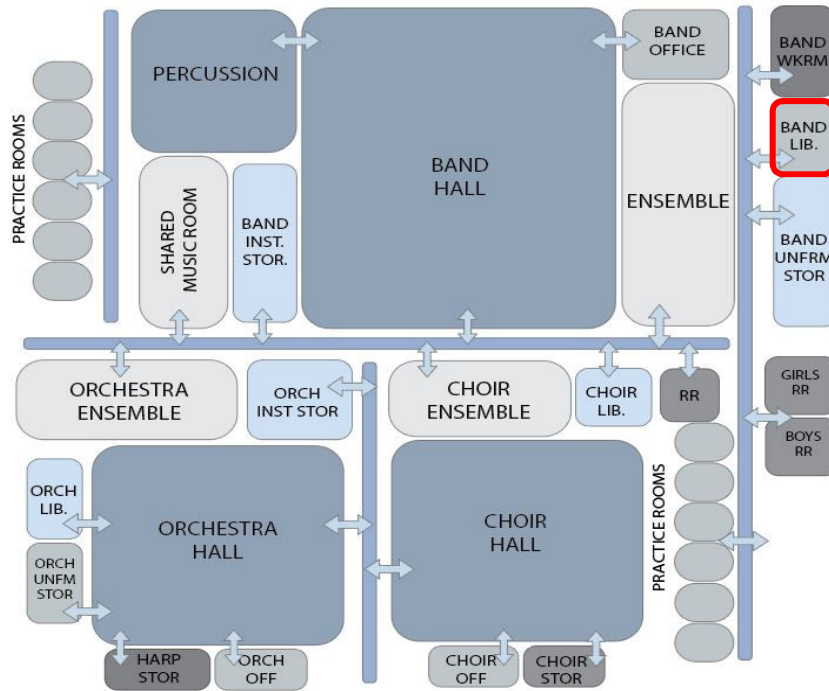
DESCRIPTION OF SPACE AND USES:

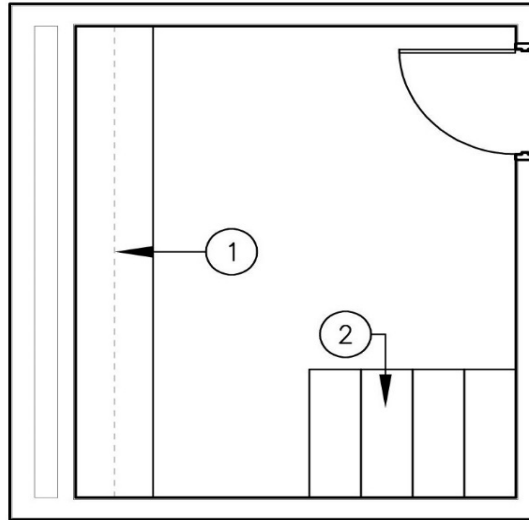
Storage of sheet and digital music.

SPATIAL RELATIONSHIP:

Locate adjacent to Band Hall.

RELATIONSHIP DIAGRAM





EQUIPMENT/FURNITURE

Furniture/Equipment	Tag No.	Notes	Qty.	Size	Comments
IN CONTRACT / CONTRACTOR PROVIDED					
Upper and Lower Cabinets	1	Line one wall			
Wenger Music Storage	2		4		

Furniture/Equipment	Tag No.	Notes	Qty.	Size	Comments
NOT IN CONTRACT / OWNER PROVIDED					

Notes:

PROGRAM SPACES

SPACES	Quantity:	Capacity	Area (SF):	Total (SF):	Comments:
Band Office	1		200	200	

PROGRAM DETAILS

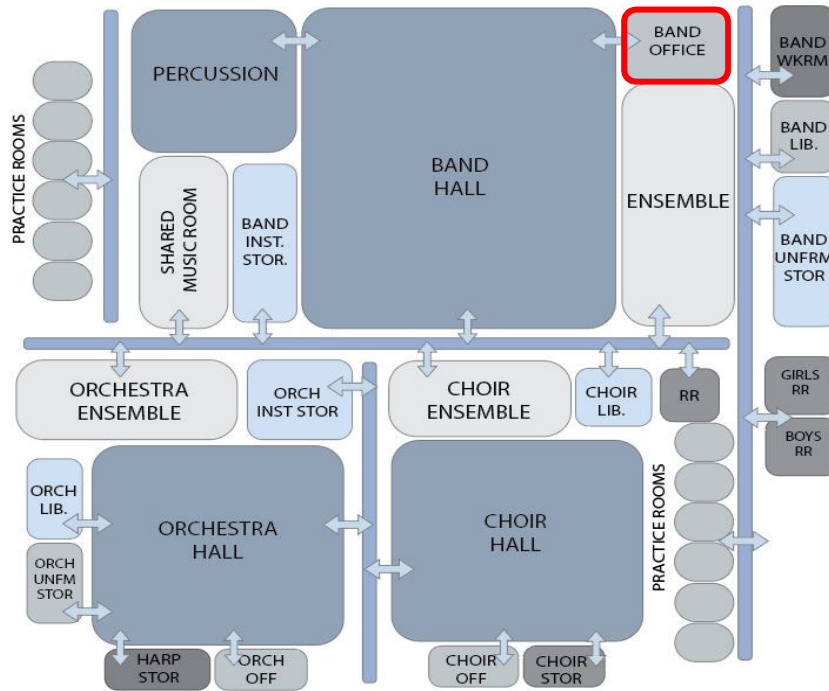
DESCRIPTION OF SPACE AND USES:

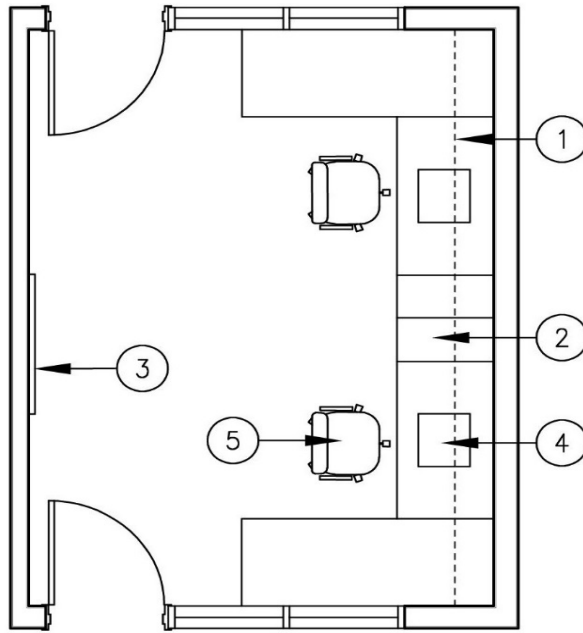
Administrative duties and supervision for Band teachers.

SPATIAL RELATIONSHIP:

Locate adjacent to Band Hall.

RELATIONSHIP DIAGRAM





EQUIPMENT/FURNITURE

Furniture/Equipment	Tag No.	Notes	Qty.	Size	Comments
IN CONTRACT / CONTRACTOR PROVIDED					
Upper and Lower Cabinets	1	Line one wall			
Vertical File Cabinet Drawers	2	Under counter	2		
Markerboard	3		1	4' x 4'	
Furniture/Equipment					
	Tag No.	Notes	Qty.	Size	Comments
NOT IN CONTRACT / OWNER PROVIDED					
Teacher Office Tool Set	4		2		
Task Chair	5		2		

Notes:

1. Provide windows in Band Hall for supervision.

Band Ensemble Room

PROGRAM SPACES

SPACES	Quantity:	Capacity	Area (SF):	Total (SF):	Comments:
Band Ensemble Room	1		1,500	1,500	

PROGRAM DETAILS

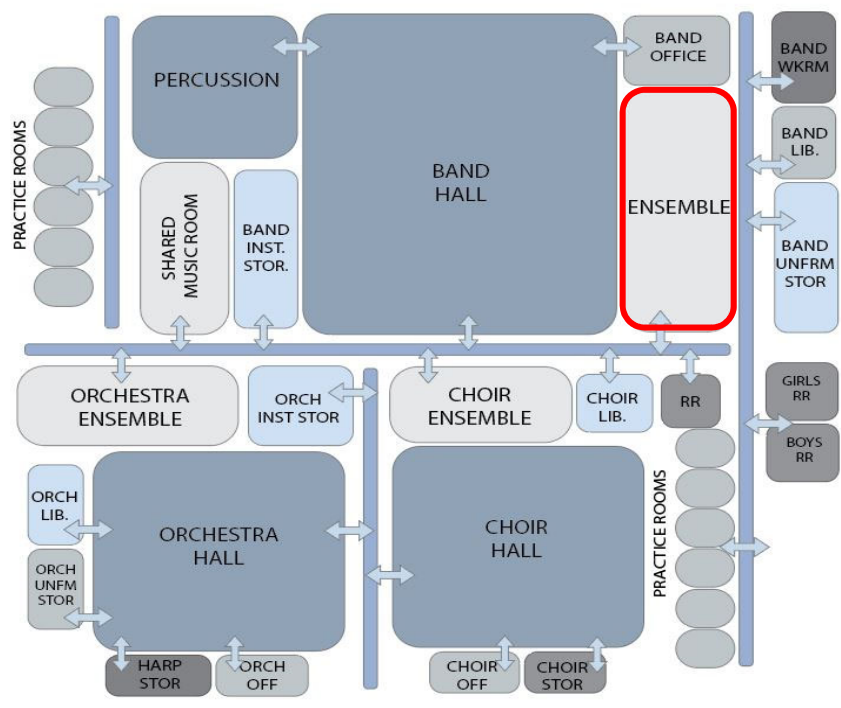
DESCRIPTION OF SPACE AND USES:

Music and instrument practice in a group setting.

SPATIAL RELATIONSHIP:

Locate within Band Area

RELATIONSHIP DIAGRAM



LEARNING FRAMEWORK

LEARNING ACTIVITIES:

Organized to facilitate a learner centered approach to instruction. Activities include whole class instruction, small group instruction (student-student and student-teacher), and individualized learning.

OTHER ACTIVITIES:

Team Activities - Teaming between rooms to enhance learning activities

Blended Learning- Engaging, active learning through technology

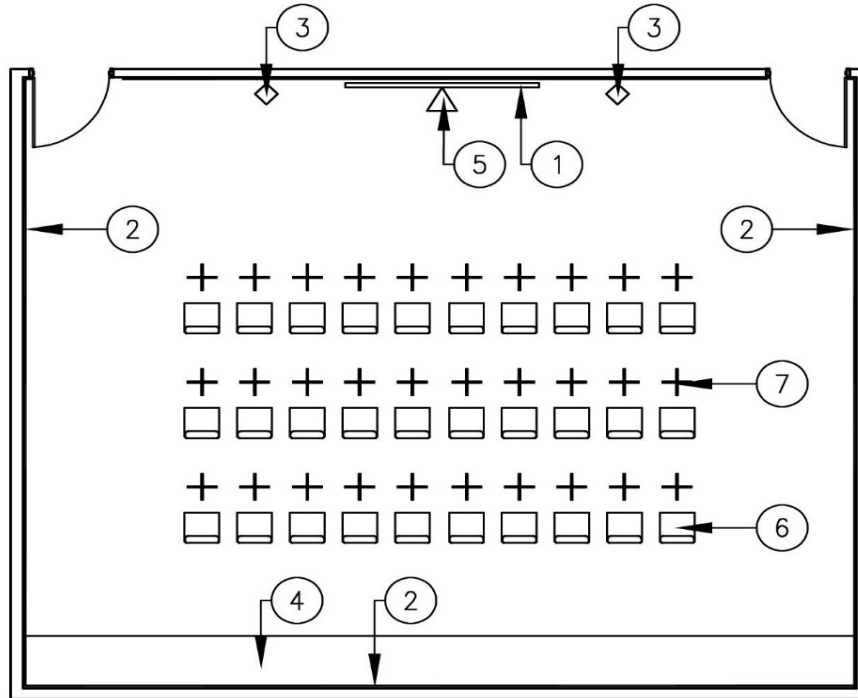
Band Ensemble Room

Project Based Learning - Team activities working towards a specific project goal or outcome.

Makerspace - Hands on activities that elicit creativity and exploration from students.

Band Ensemble Room

LAYOUT



EQUIPMENT/FURNITURE

Furniture/Equipment	Tag No.	Notes	Qty.	Size	Comments
---------------------	---------	-------	------	------	----------

IN CONTRACT / CONTRACTOR PROVIDED

Markerboard, magnetic	1		1	5' x 10'	
Acoustical Panels	2	Line walls; consult with acoustician			
Speakers	3		2		
Instrument Storage	4				
Instructional Display Technology	5		1		

Furniture/Equipment	Tag No.	Notes	Qty.	Size	Comments
---------------------	---------	-------	------	------	----------

NOT IN CONTRACT / OWNER PROVIDED

Student Chairs	6		30		
Music Stands	7		30		

Notes:

1. Acoustical consultant must be included in design team for design of all music and performance spaces.
2. Provide 4' wide doors in and out of room.

Band Uniform Storage

PROGRAM SPACES

SPACES	Quantity:	Capacity	Area (SF):	Total (SF):	Comments:
Band Uniform Storage	1		300	300	

PROGRAM DETAILS

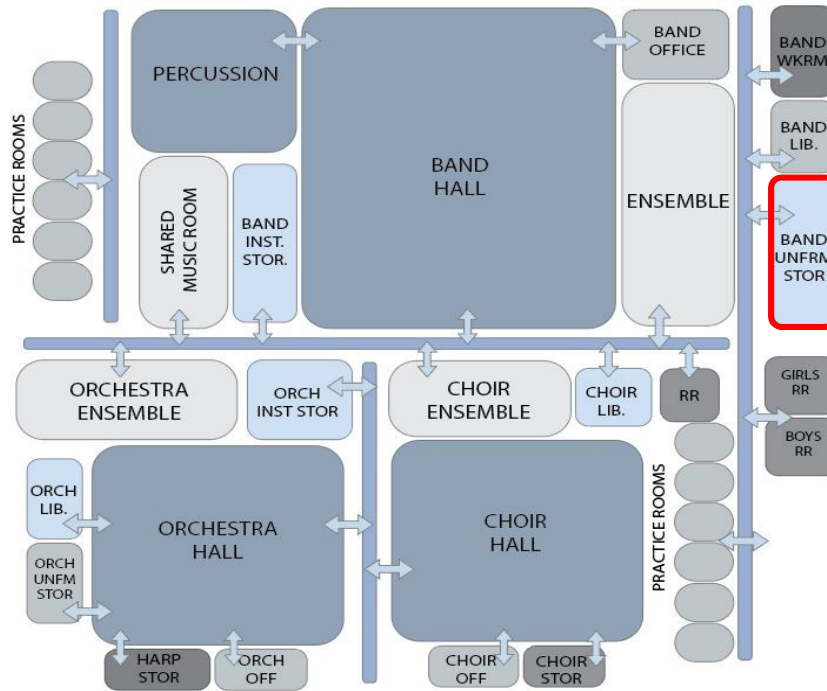
DESCRIPTION OF SPACE AND USES:

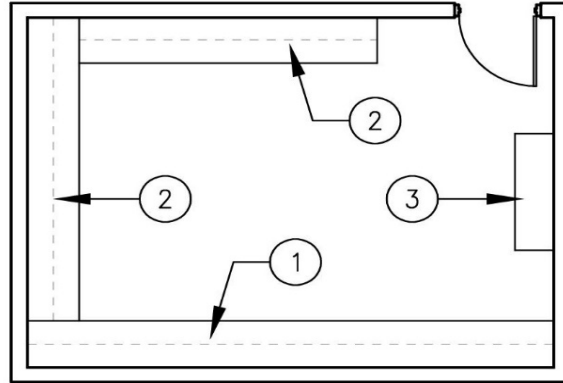
Storage of band uniforms.

SPATIAL RELATIONSHIP:

Locate adjacent to Band Hall.

RELATIONSHIP DIAGRAM





EQUIPMENT/FURNITURE

Furniture/Equipment	Tag No.	Notes	Qty.	Size	Comments
IN CONTRACT / CONTRACTOR PROVIDED					
Shelf with hanging rod	1	Mount at 3'-6"			
Shelf with hanging rod	2	Mount at 7'-6"	2		
Shelves	3	Open	2		36' x 18" x 84"

Furniture/Equipment	Tag No.	Notes	Qty.	Size	Comments
---------------------	---------	-------	------	------	----------

NOT IN CONTRACT / OWNER PROVIDED

Notes:

1. Maximize height in space to allow for additional shelving.
2. Maximize height in space to allow for additional shelving above those shown. Matching Band Hall roof height allows for additional storage above 9'-0" for items.
3. Dedicated HVAC unit.

Band Instrument Storage

PROGRAM SPACES

SPACES	Quantity:	Capacity	Area (SF):	Total (SF):	Comments:
Band Instrument Storage	1		300	300	

PROGRAM DETAILS

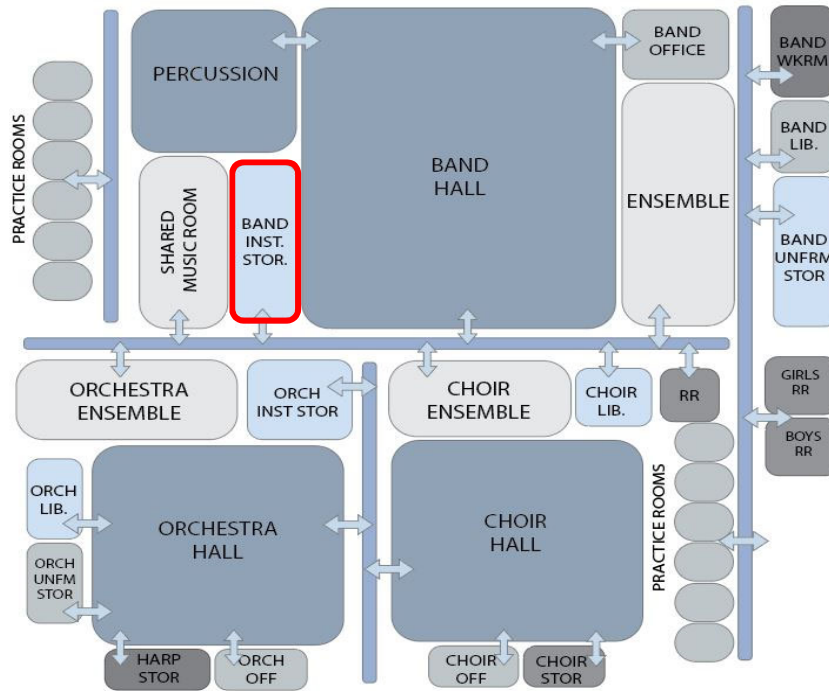
DESCRIPTION OF SPACE AND USES:

Storage of band instruments.

SPATIAL RELATIONSHIP:

Locate adjacent to Band Hall.

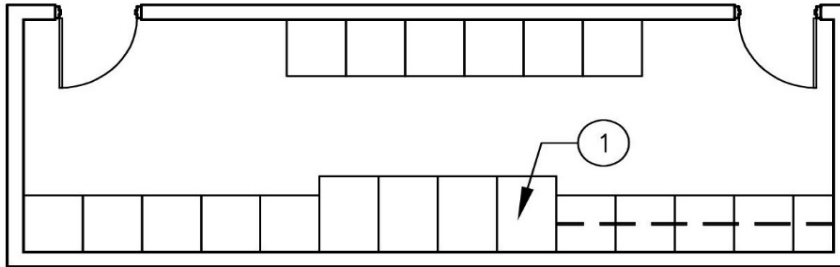
RELATIONSHIP DIAGRAM



Band Instrument Storage

Band Instrument Storage

LAYOUT



EQUIPMENT/FURNITURE

Furniture/Equipment	Tag No.	Notes	Qty.	Size	Comments
IN CONTRACT / CONTRACTOR PROVIDED					
Wenger Instrument Storage	1	Line walls			

Furniture/Equipment	Tag No.	Notes	Qty.	Size	Comments
NOT IN CONTRACT / OWNER PROVIDED					

Notes:

1. Obtain instrument list from Fine Arts Department.
2. Provide 4' wide doors.

Band Percussion

PROGRAM SPACES

SPACES	Quantity:	Capacity	Area (SF):	Total (SF):	Comments:
Band Percussion	1		1,000	1,000	Include 350 SF of storage.

PROGRAM DETAILS

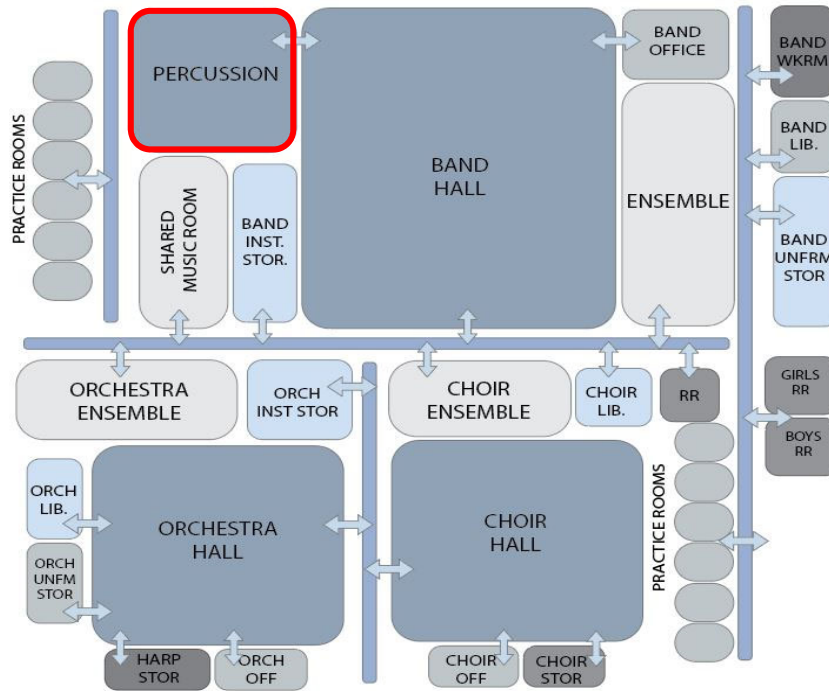
DESCRIPTION OF SPACE AND USES:

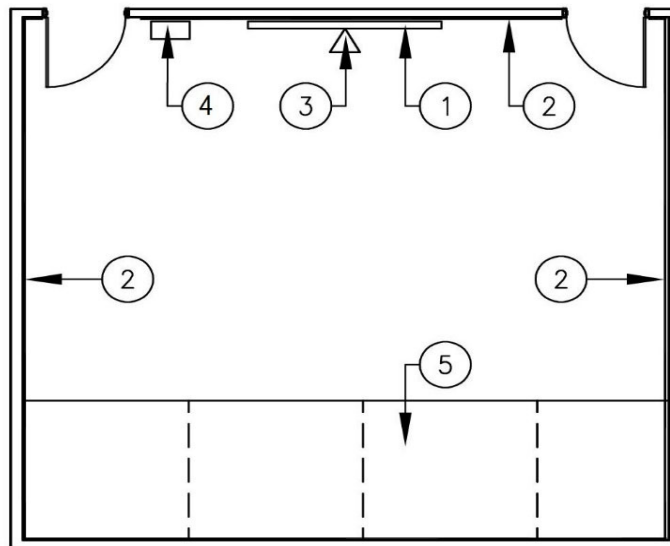
Practice area for percussion for Band.

SPATIAL RELATIONSHIP:

Locate adjacent to Band Hall.

RELATIONSHIP DIAGRAM





EQUIPMENT/FURNITURE

Furniture/Equipment	Tag No.	Notes	Qty.	Size	Comments
IN CONTRACT / CONTRACTOR PROVIDED					
Markerboard	1		1	5' x 10'	
Acoustical Panels	2	Line walls; consult with acoustician			
Instructional Display Technology	3		1		
Teacher Display Plate (TDP)	4		1		
Wall Mounted Percussion Storage	5		4		

Furniture/Equipment	Tag No.	Notes	Qty.	Size	Comments
NOT IN CONTRACT / OWNER PROVIDED					

Notes:

1. Obtain instrument list from Fine Arts Department.
2. Provide 4' wide doors.

Band Workroom

PROGRAM SPACES

SPACES	Quantity:	Capacity	Area (SF):	Total (SF):	Comments:
Band Workroom	1		200	200	

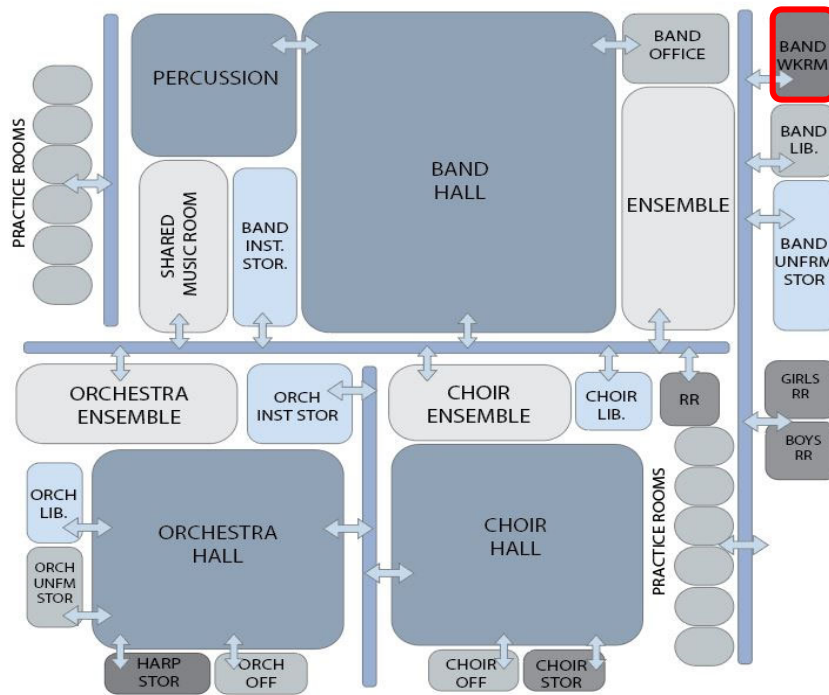
PROGRAM DETAILS

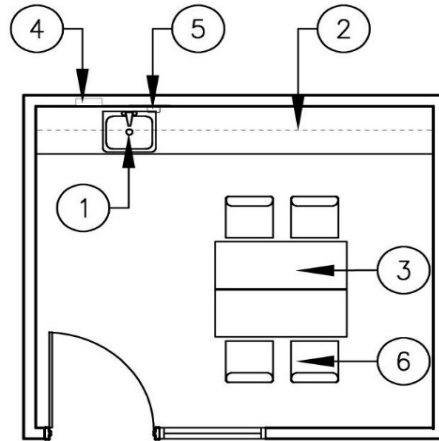
DESCRIPTION OF SPACE AND USES:

Administrative duties, work space for Band/Fine Arts.

SPATIAL RELATIONSHIP:

Locate centrally to other Fine Arts and adjacent to Band.





EQUIPMENT/FURNITURE

Furniture/Equipment	Tag No.	Notes	Qty.	Size	Comments
---------------------	---------	-------	------	------	----------

IN CONTRACT / CONTRACTOR PROVIDED

Sink	1		1		
Upper and Lower Cabinets	2	Line walls			

Furniture/Equipment	Tag No.	Notes	Qty.	Size	Comments
---------------------	---------	-------	------	------	----------

NOT IN CONTRACT / OWNER PROVIDED

Table	3		2		
Paper Towel Dispenser	4	Contractor installed	1		
Soap Dispenser	5	Contractor installed	1		
Chair	6		4		

Notes:

Choir Hall

PROGRAM SPACES

SPACES	Quantity:	Capacity	Area (SF):	Total (SF):	Comments:
Choir Hall	1		1,900	1,900	

PROGRAM DETAILS

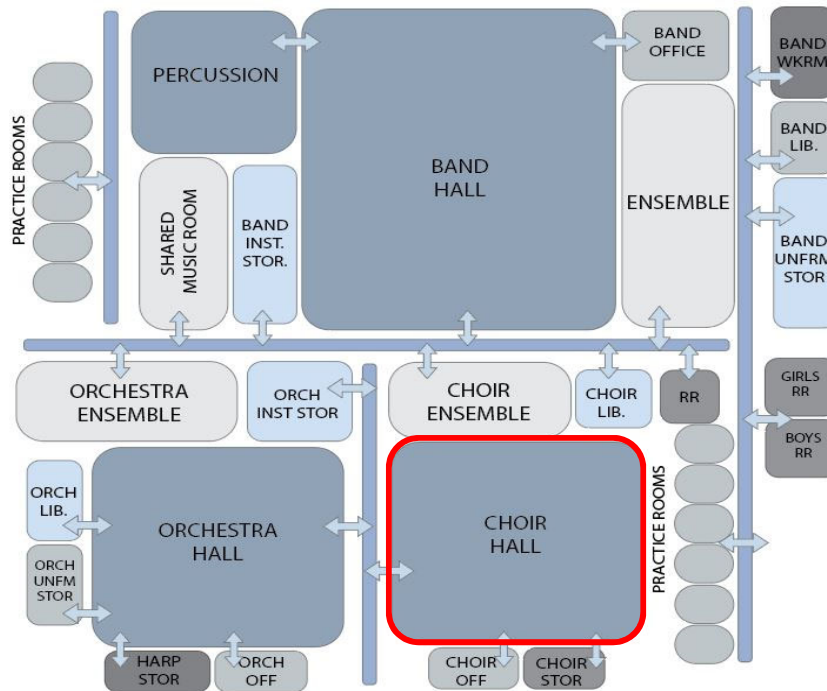
DESCRIPTION OF SPACE AND USES:

Music classes encompass the study of different styles of music with emphasis on student performance. Choir Hall is used in the study of choral singing and music history.

SPATIAL RELATIONSHIP:

Locate in Fine Arts wing.

RELATIONSHIP DIAGRAM



LEARNING FRAMEWORK

LEARNING ACTIVITIES:

Organized to facilitate a learner centered approach to instruction. Activities include whole class instruction, small group instruction (student-student and student-teacher), and individualized learning.

OTHER ACTIVITIES:

Team Activities - Teaming between rooms to enhance learning activities

Blended Learning- Engaging, active learning through technology

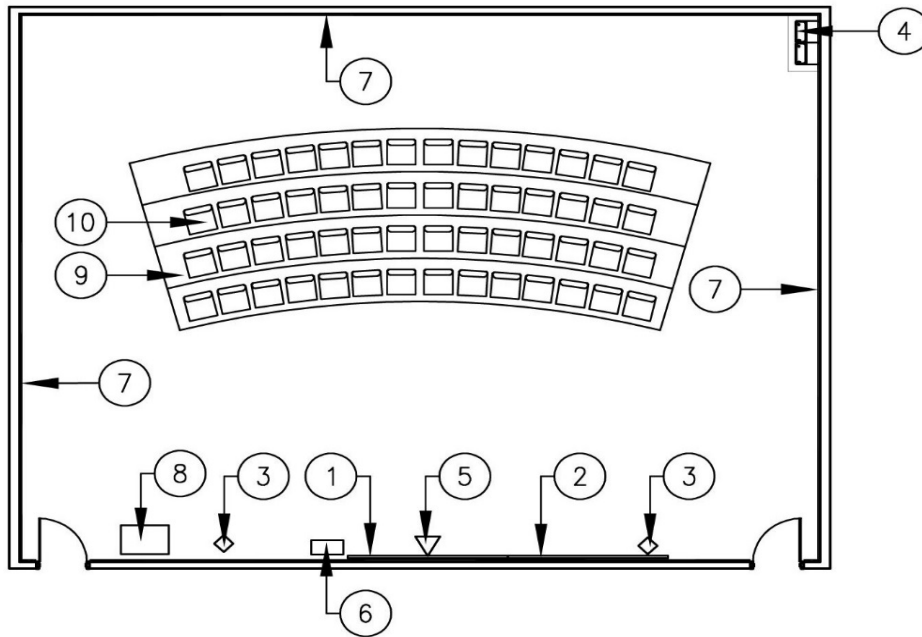
Choir Hall

Project Based Learning - Team activities working towards a specific project goal or outcome.

Makerspace - Hands on activities that elicit creativity and exploration from students.

Choir Hall

LAYOUT



EQUIPMENT/FURNITURE

Furniture/Equipment	Tag No.	Notes	Qty.	Size	Comments
IN CONTRACT / CONTRACTOR PROVIDED					
Markerboard, magnetic	1	Below projector	1	5' x 10'	
Markerboard, magnetic	2	With music staff	1		
Speakers	3		2		
Drinking Fountains	4		2		
Instructional Display Technology	5		1		
Teacher Display Plate (TDP)	6		1		
Acoustical Panels	7	Line walls; consult with acoustician			

Choir Hall					
Furniture/Equipment	Tag No.	Notes	Qty.	Size	Comments
NOT IN CONTRACT / OWNER PROVIDED					
Student Device Cart	8		1		
Risers	9	Wenger Seated	1 set		
Student Chairs	10		50		
Notes:					
1. Acoustical consultant must be included in design team for design of all music and performance spaces. 2. Provide 4' wide doors, in and out of room.					

Choir Library

PROGRAM SPACES

SPACES	Quantity:	Capacity	Area (SF):	Total (SF):	Comments:
Choir Library	1		150	150	

PROGRAM DETAILS

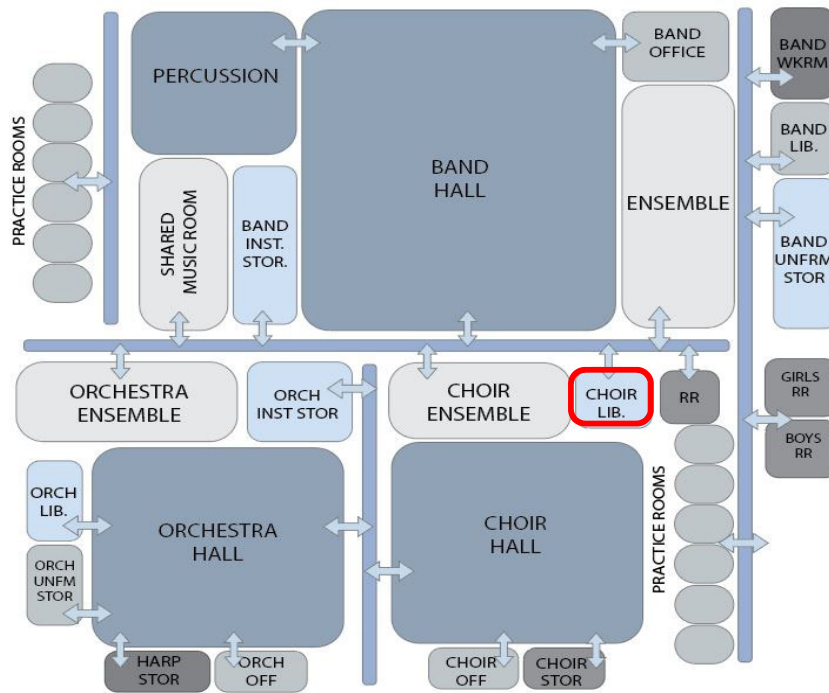
DESCRIPTION OF SPACE AND USES:

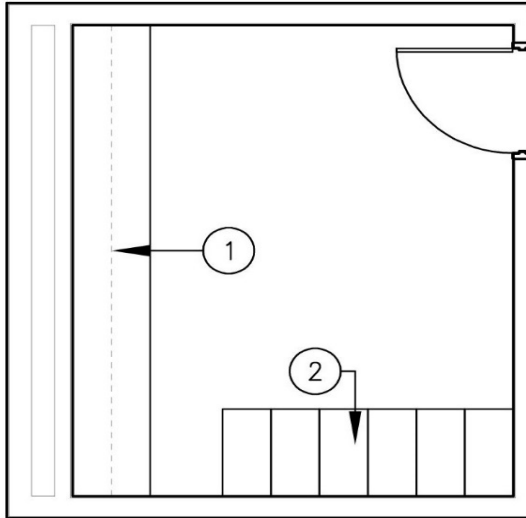
Storage of sheet and digital music.

SPATIAL RELATIONSHIP:

Locate adjacent to Choir Hall.

RELATIONSHIP DIAGRAM





EQUIPMENT/FURNITURE

Furniture/Equipment	Tag No.	Notes	Qty.	Size	Comments
IN CONTRACT / CONTRACTOR PROVIDED					
Upper and Lower Cabinets	1	Line one wall			
Wenger Library Units	2	Line one wall			

Furniture/Equipment	Tag No.	Notes	Qty.	Size	Comments
NOT IN CONTRACT / OWNER PROVIDED					

Notes:

PROGRAM SPACES

SPACES	Quantity:	Capacity	Area (SF):	Total (SF):	Comments:
Choir Office	1		150	150	

PROGRAM DETAILS

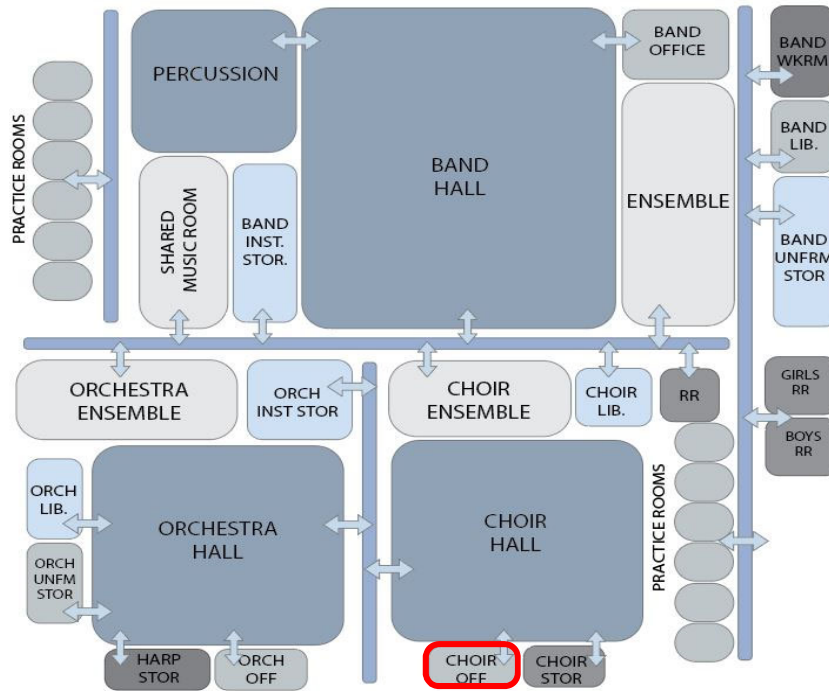
DESCRIPTION OF SPACE AND USES:

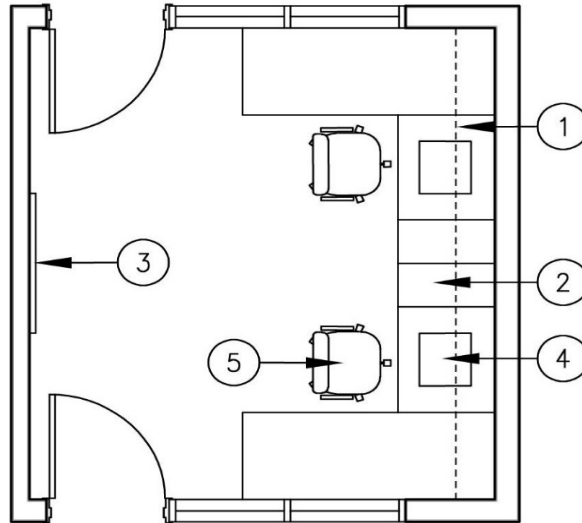
Administrative duties and supervision for Choir teachers.

SPATIAL RELATIONSHIP:

Locate adjacent to Choir Hall.

RELATIONSHIP DIAGRAM





EQUIPMENT/FURNITURE

Furniture/Equipment	Tag No.	Notes	Qty.	Size	Comments
IN CONTRACT / CONTRACTOR PROVIDED					
Upper and Lower Cabinets	1	With kneespaces			
Vertical File Cabinet Drawers	2	Under counter	2		
Markerboard	3		1	5' x 4'	

Furniture/Equipment	Tag No.	Notes	Qty.	Size	Comments
NOT IN CONTRACT / OWNER PROVIDED					
Teacher Office Tool Set	4		2		
Task Chair	5		2		

Notes:

1. Provide windows to the Choir Hall for visibility.

Choir Ensemble Room

PROGRAM SPACES

SPACES	Quantity:	Capacity	Area (SF):	Total (SF):	Comments:
Choir Ensemble Room	1		600	600	

PROGRAM DETAILS

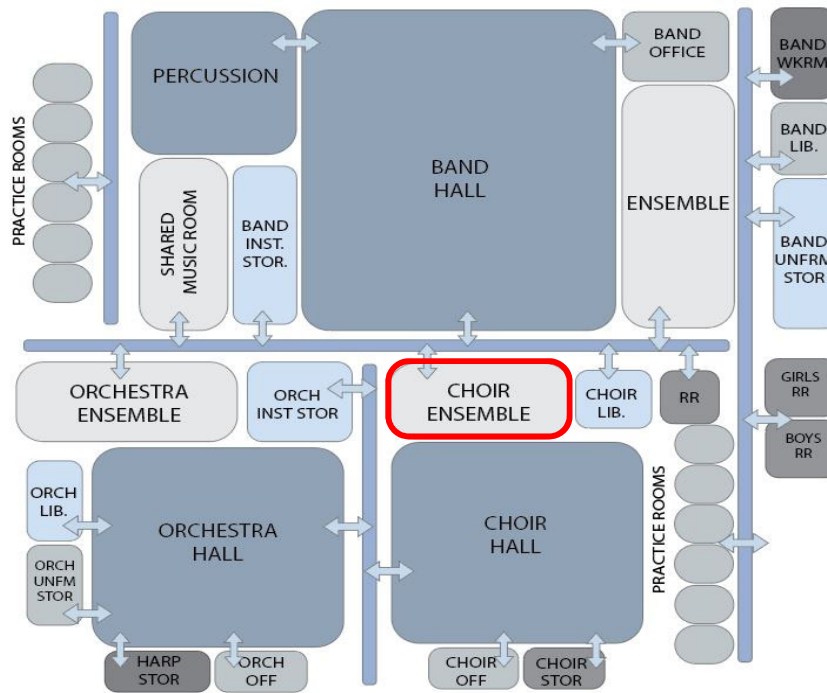
DESCRIPTION OF SPACE AND USES:

Music and instrument practice in group setting.

SPATIAL RELATIONSHIP:

Locate within Choir Area

RELATIONSHIP DIAGRAM



LEARNING FRAMEWORK

LEARNING ACTIVITIES:

Organized to facilitate a learner centered approach to instruction. Activities include whole class instruction, small group instruction (student-student and student-teacher), and individualized learning.

OTHER ACTIVITIES:

Team Activities - Teaming between rooms to enhance learning activities

Blended Learning- Engaging, active learning through technology

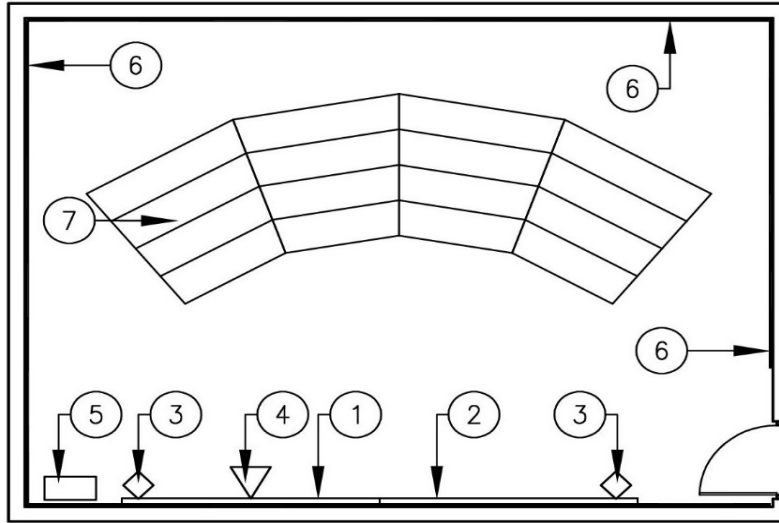
Choir Ensemble Room

Project Based Learning - Team activities working towards a specific project goal or outcome.

Makerspace - Hands on activities that elicit creativity and exploration from students.

Choir Ensemble Room

LAYOUT



EQUIPMENT/FURNITURE

Furniture/Equipment	Tag No.	Notes	Qty.	Size	Comments
---------------------	---------	-------	------	------	----------

IN CONTRACT / CONTRACTOR PROVIDED

Markerboard, magnetic	1		1	5' x 10'	
Markerboard, magnetic	2	With music staff	1		
Speakers	3		2		
Instructional Display Technology	4		1		
Teacher Display Plate (TDP)	5		1		
Acoustical Panels	6	Line walls; consult with acoustician			

Furniture/Equipment	Tag No.	Notes	Qty.	Size	Comments
---------------------	---------	-------	------	------	----------

NOT IN CONTRACT / OWNER PROVIDED

Risers	7	4-step Wenger Signature Standing Risers	8		

Notes:

1. Acoustical consultant must be included in design team for design of all music and performance spaces.

Choir Storage

PROGRAM SPACES

SPACES	Quantity:	Capacity	Area (SF):	Total (SF):	Comments:
Choir Storage	1		200	200	

PROGRAM DETAILS

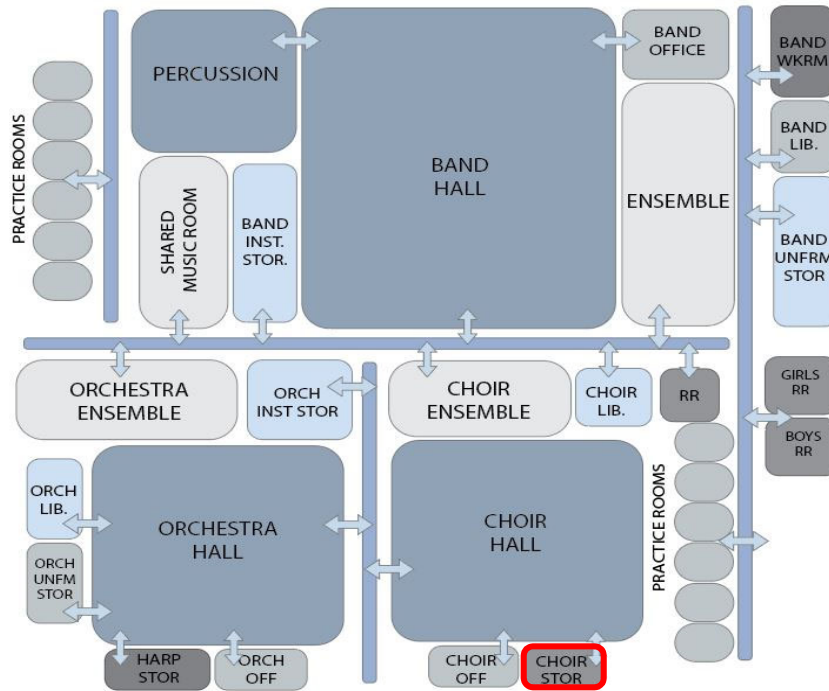
DESCRIPTION OF SPACE AND USES:

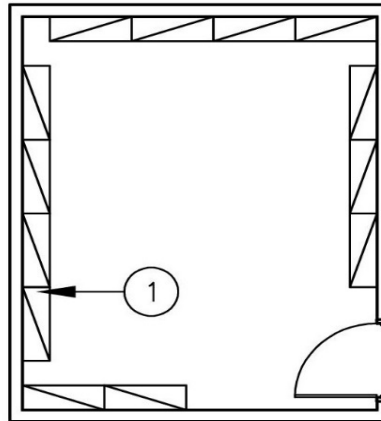
Storage of music and choir supplies

SPATIAL RELATIONSHIP:

Locate adjacent to Choir Hall.

RELATIONSHIP DIAGRAM





EQUIPMENT/FURNITURE

Furniture/Equipment	Tag No.	Notes	Qty.	Size	Comments
---------------------	---------	-------	------	------	----------

IN CONTRACT / CONTRACTOR PROVIDED

Metal Shelving	1			36" x 12" x 84"	

Furniture/Equipment	Tag No.	Notes	Qty.	Size	Comments
---------------------	---------	-------	------	------	----------

NOT IN CONTRACT / OWNER PROVIDED

Notes:

Orchestra Hall

PROGRAM SPACES

SPACES	Quantity:	Capacity	Area (SF):	Total (SF):	Comments:
Orchestra Hall	1		1,900	1,900	

PROGRAM DETAILS

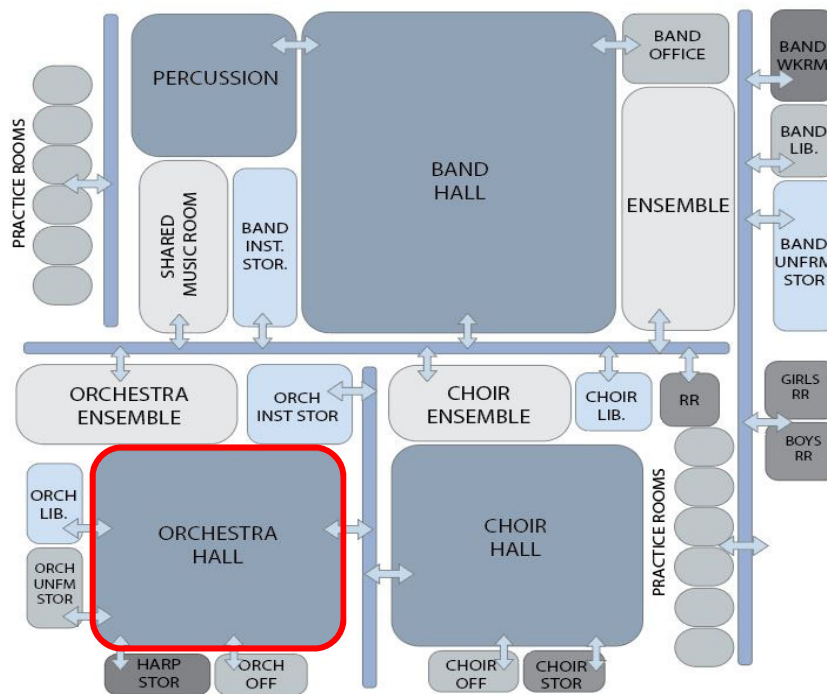
DESCRIPTION OF SPACE AND USES:

Music classes encompass the study of different styles of music with emphasis on student performance. Orchestra Hall is used in the study of orchestral instruments and music history.

SPATIAL RELATIONSHIP:

Locate in Fine Arts Wing.

RELATIONSHIP DIAGRAM



LEARNING FRAMEWORK

LEARNING ACTIVITIES:

Organized to facilitate a learner centered approach to instruction. Activities include whole class instruction, small group instruction (student-student and student-teacher), and individualized learning.

OTHER ACTIVITIES:

Team Activities - Teaming between rooms to enhance learning activities

Blended Learning- Engaging, active learning through technology

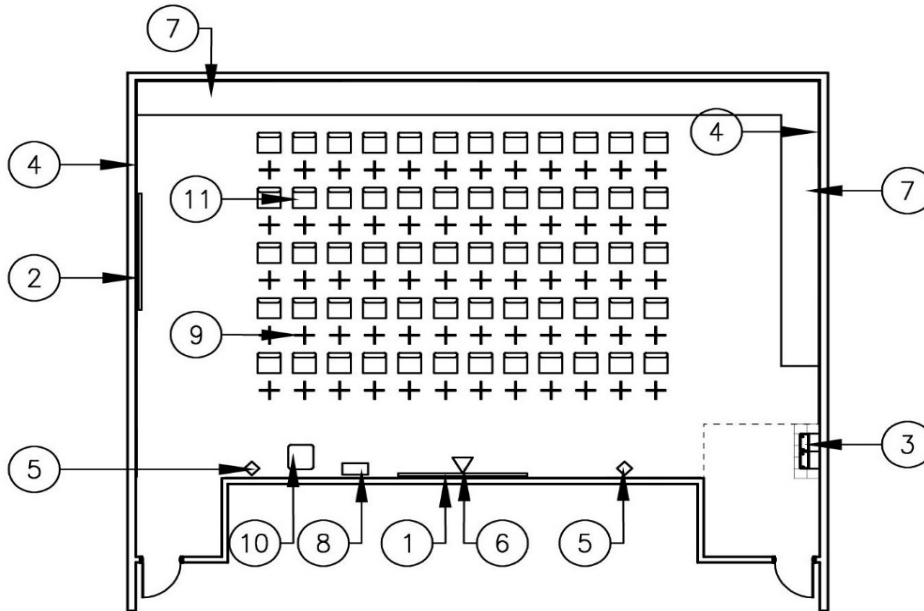
Orchestra Hall

Project Based Learning - Team activities working towards a specific project goal or outcome.

Makerspace - Hands on activities that elicit creativity and exploration from students.

Orchestra Hall

LAYOUT



EQUIPMENT/FURNITURE

Furniture/Equipment	Tag No.	Notes	Qty.	Size	Comments
IN CONTRACT / CONTRACTOR PROVIDED					
Markerboard, magnetic	1	Below projector	1	5' x 10'	
Markerboard, magnetic	2	Music Staph	1	5' x 10'	
Drinking Fountain	3		2		
Acoustical Panels	4	Line walls; consult with acoustician			
Speakers	5		2		
Instructional Display Technology	6		1		
Wenger Instrument Storage Lockers	7	Instrument counts to be provided by Fine Arts Department			
Teacher Display Plate (TDP)	8		1		

Orchestra Hall					
Furniture/Equipment	Tag No.	Notes	Qty.	Size	Comments
NOT IN CONTRACT / OWNER PROVIDED					
Music Stands	9		60		
Student Device Cart	10		1		
Student Chairs	11		60		
Notes:					
1. Acoustical consultant must be included in design team for design of all music and performance spaces. 2. Provide 4' wide doors, in and out of room.					

Orchestra Library

PROGRAM SPACES

SPACES	Quantity:	Capacity	Area (SF):	Total (SF):	Comments:
Orchestra Library	1		150	150	

PROGRAM DETAILS

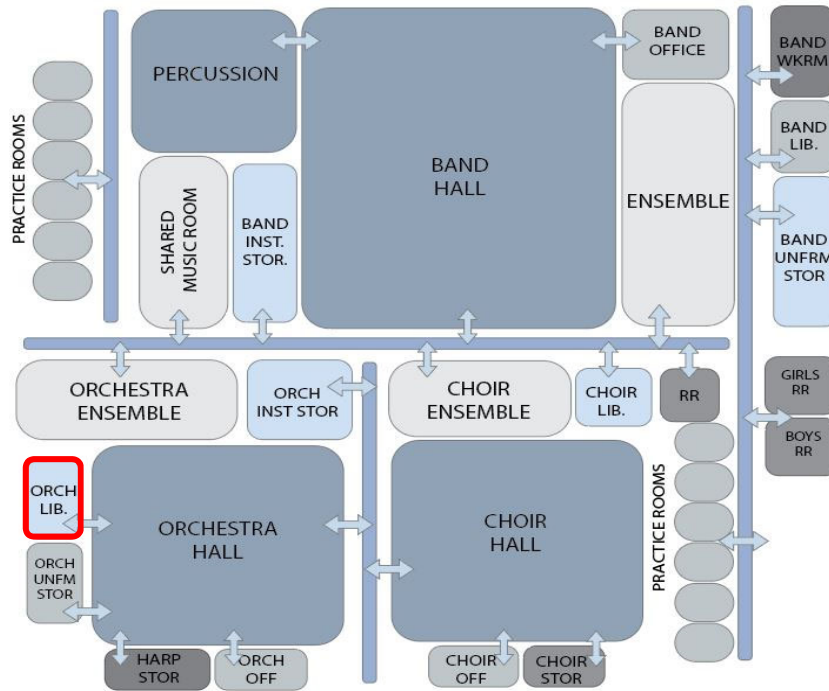
DESCRIPTION OF SPACE AND USES:

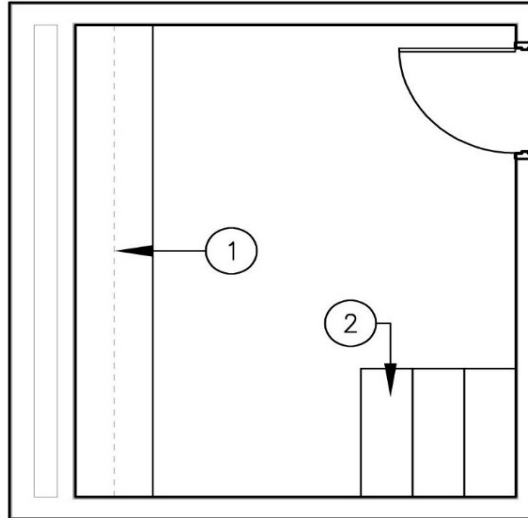
Storage of sheet and digital music.

SPATIAL RELATIONSHIP:

Locate adjacent to Orchestra Hall.

RELATIONSHIP DIAGRAM





EQUIPMENT/FURNITURE

Furniture/Equipment	Tag No.	Notes	Qty.	Size	Comments
---------------------	---------	-------	------	------	----------

IN CONTRACT / CONTRACTOR PROVIDED

Upper and Lower Cabinets	1	Line one wall			
Wenger Music Storage	2		3		

Furniture/Equipment	Tag No.	Notes	Qty.	Size	Comments
---------------------	---------	-------	------	------	----------

NOT IN CONTRACT / OWNER PROVIDED

Notes:

Orchestra Office

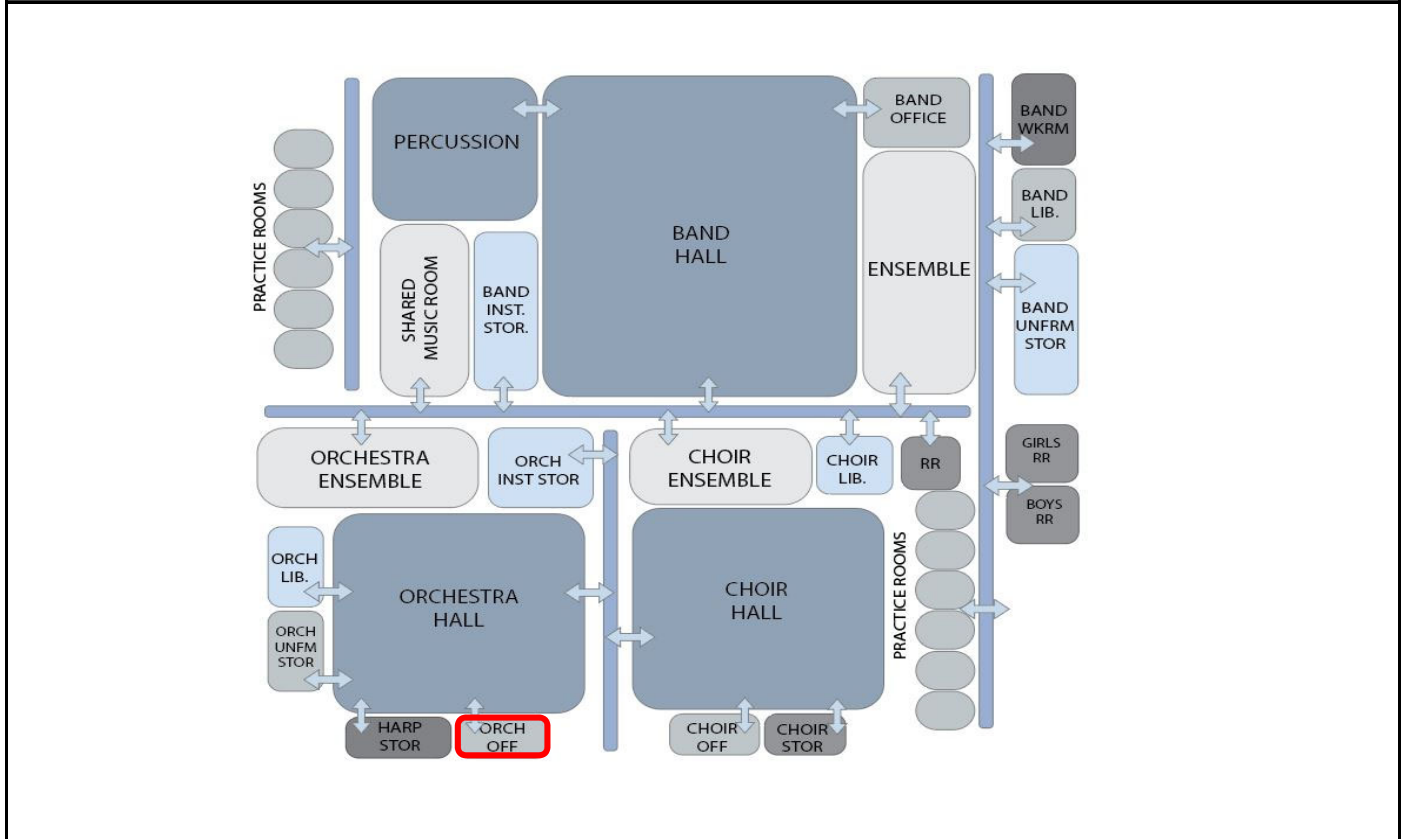
PROGRAM SPACES					
SPACES	Quantity:	Capacity	Area (SF):	Total (SF):	Comments:
Orchestra Office	1		150	150	

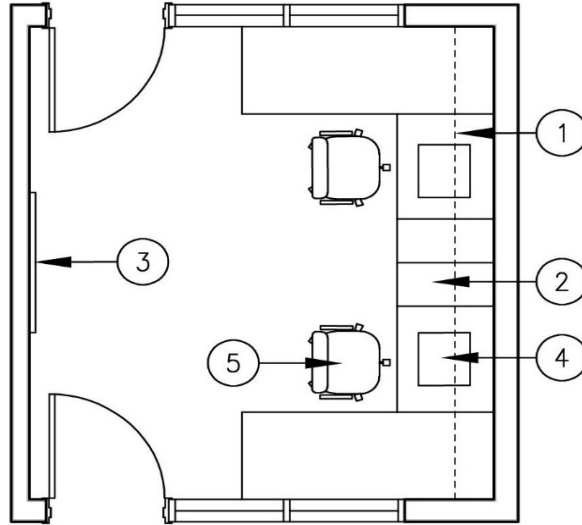
PROGRAM DETAILS

DESCRIPTION OF SPACE AND USES:
 Administrative duties and supervision for Orchestra teachers.

SPATIAL RELATIONSHIP:
 Locate adjacent to Choir Hall.

RELATIONSHIP DIAGRAM





EQUIPMENT/FURNITURE

Furniture/Equipment	Tag No.	Notes	Qty.	Size	Comments
---------------------	---------	-------	------	------	----------

IN CONTRACT / CONTRACTOR PROVIDED

Upper and Lower Cabinets	1	With kneespaces			
Vertical File Cabinet Drawers	2	Under counter	2		
Markerboard	3		1	5' x 4'	

Furniture/Equipment	Tag No.	Notes	Qty.	Size	Comments
---------------------	---------	-------	------	------	----------

NOT IN CONTRACT / OWNER PROVIDED

Teacher Office Tool Set	4		2		
Task Chair	5		2		

Notes:

1. Provide windows to the Orchestra Hall for visibility.

Orchestra Ensemble Room

PROGRAM SPACES

SPACES	Quantity:	Capacity	Area (SF):	Total (SF):	Comments:
Orchestra Ensemble Room	1		800	800	

PROGRAM DETAILS

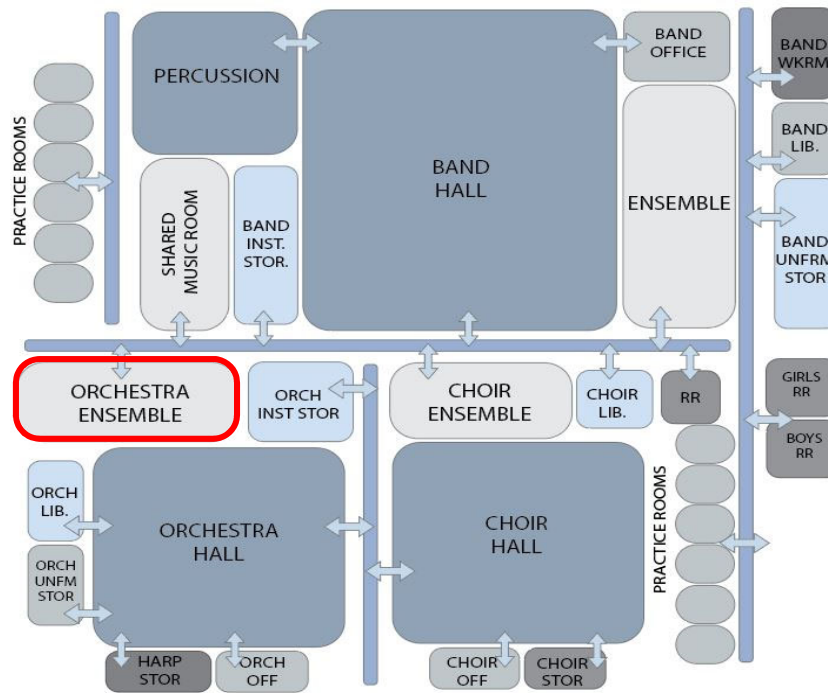
DESCRIPTION OF SPACE AND USES:

Music and instrument practice in group setting.

SPATIAL RELATIONSHIP:

Locate within Orchestra Area

RELATIONSHIP DIAGRAM



LEARNING FRAMEWORK

LEARNING ACTIVITIES:

Organized to facilitate a learner centered approach to instruction. Activities include whole class instruction, small group instruction (student-student and student-teacher), and individualized learning.

OTHER ACTIVITIES:

Team Activities - Teaming between rooms to enhance learning activities

Blended Learning- Engaging, active learning through technology

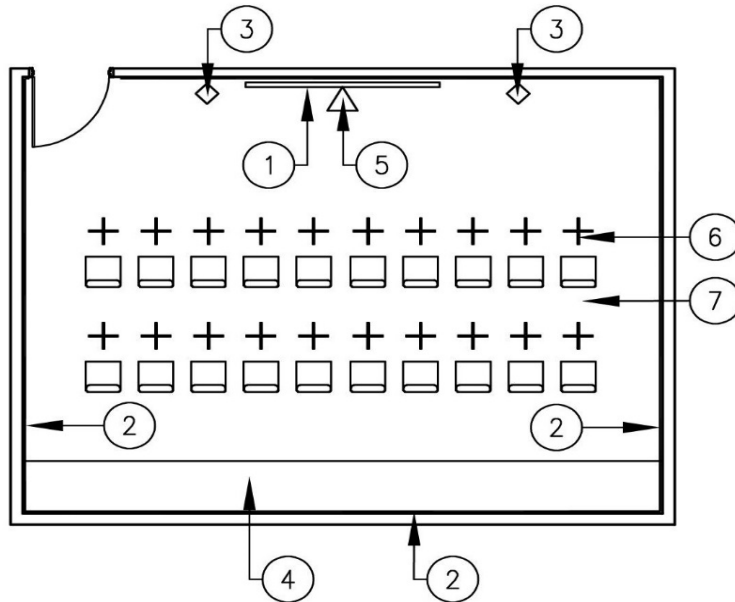
Orchestra Ensemble Room

Project Based Learning - Team activities working towards a specific project goal or outcome.

Makerspace - Hands on activities that elicit creativity and exploration from students.

Orchestra Ensemble Room

LAYOUT



EQUIPMENT/FURNITURE

Furniture/Equipment	Tag No.	Notes	Qty.	Size	Comments
---------------------	---------	-------	------	------	----------

IN CONTRACT / CONTRACTOR PROVIDED

Markerboard, magnetic	1		1	5' 10'	
Acoustical Panels	2	Line walls; consult with acoustician			
Speakers	3		2		
Instrument Storage	4				
Instructional Display Technology	5		1		

Furniture/Equipment	Tag No.	Notes	Qty.	Size	Comments
---------------------	---------	-------	------	------	----------

NOT IN CONTRACT / OWNER PROVIDED

Student Chairs	6		20		
Music Stands	7		20		

Notes:

1. Acoustical consultant must be included in design team for design of all music and performance spaces.
2. Provide 4' wide doors in and out of room.

Orchestra Uniform Storage

PROGRAM SPACES

SPACES	Quantity:	Capacity	Area (SF):	Total (SF):	Comments:
Orchestra Uniform Storage	1		200	200	

PROGRAM DETAILS

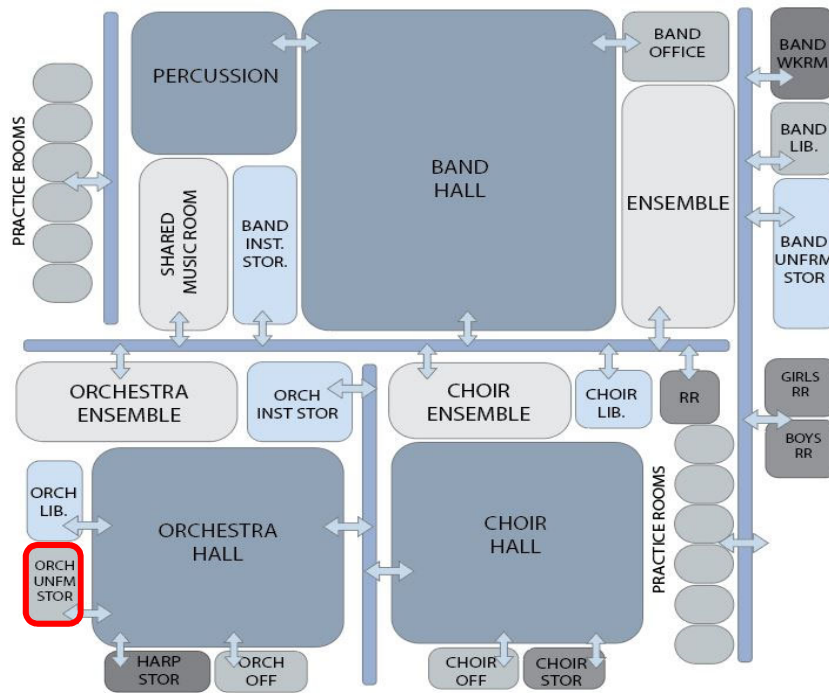
DESCRIPTION OF SPACE AND USES:

Storage of orchestra uniforms.

SPATIAL RELATIONSHIP:

Locate adjacent to Orchestra Hall.

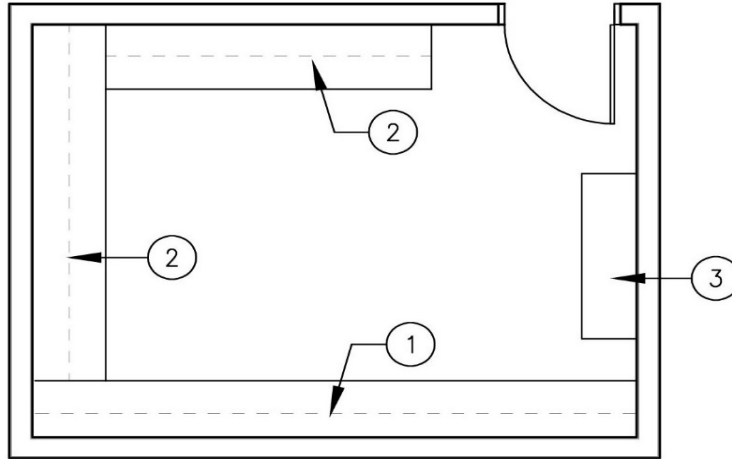
RELATIONSHIP DIAGRAM



Orchestra Uniform Storage

Orchestra Uniform Storage

LAYOUT



EQUIPMENT/FURNITURE

Furniture/Equipment	Tag No.	Notes	Qty.	Size	Comments
IN CONTRACT / CONTRACTOR PROVIDED					
Shelf with hanging rod	1	Mount at 3'-6"			
Shelf with hanging rod	2	Mount at 7'-6"	2		
Shelves	3	Open	2		36' x 18" x 84"

Furniture/Equipment	Tag No.	Notes	Qty.	Size	Comments
NOT IN CONTRACT / OWNER PROVIDED					

Notes:

1. Maximize height in space to allow for additional shelving.
2. Maximize height in space to allow for additional shelving above those shown. Matching Band Hall roof height allows for
3. Dedicated HVAC unit.

Orchestra Harp Storage

PROGRAM SPACES

SPACES	Quantity:	Capacity	Area (SF):	Total (SF):	Comments:
Orchestra Harp Storage	1		150	150	

PROGRAM DETAILS

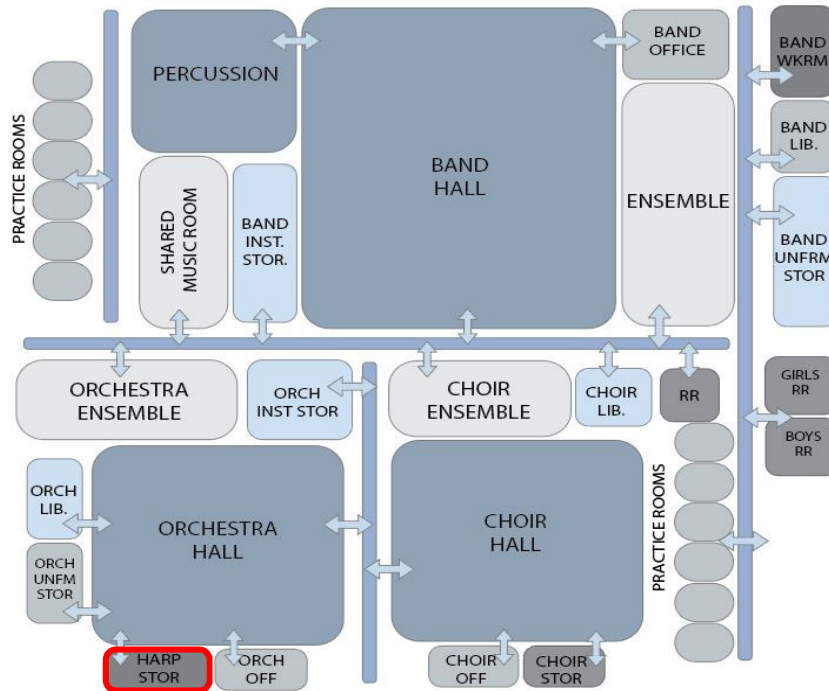
DESCRIPTION OF SPACE AND USES:

Storage of harp for Orchestra.

SPATIAL RELATIONSHIP:

Locate adjacent to Orchestra Hall.

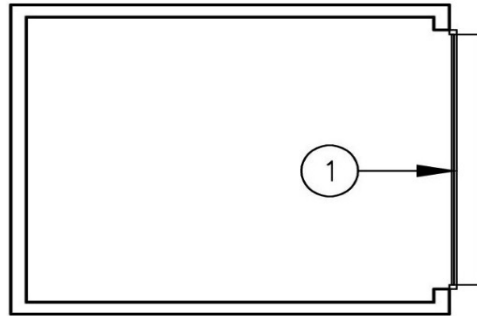
RELATIONSHIP DIAGRAM



Orchestra Harp Storage

Orchestra Harp Storage

LAYOUT



EQUIPMENT/FURNITURE

Furniture/Equipment	Tag No.	Notes	Qty.	Size	Comments
---------------------	---------	-------	------	------	----------

IN CONTRACT / CONTRACTOR PROVIDED

Vented overhead door	1		1	10' x 10'	

Furniture/Equipment	Tag No.	Notes	Qty.	Size	Comments
---------------------	---------	-------	------	------	----------

NOT IN CONTRACT / OWNER PROVIDED

Notes:

--

Orchestra Instrument Storage

PROGRAM SPACES

SPACES	Quantity:	Capacity	Area (SF):	Total (SF):	Comments:
Orchestra Instrument Storage	1		200	200	

PROGRAM DETAILS

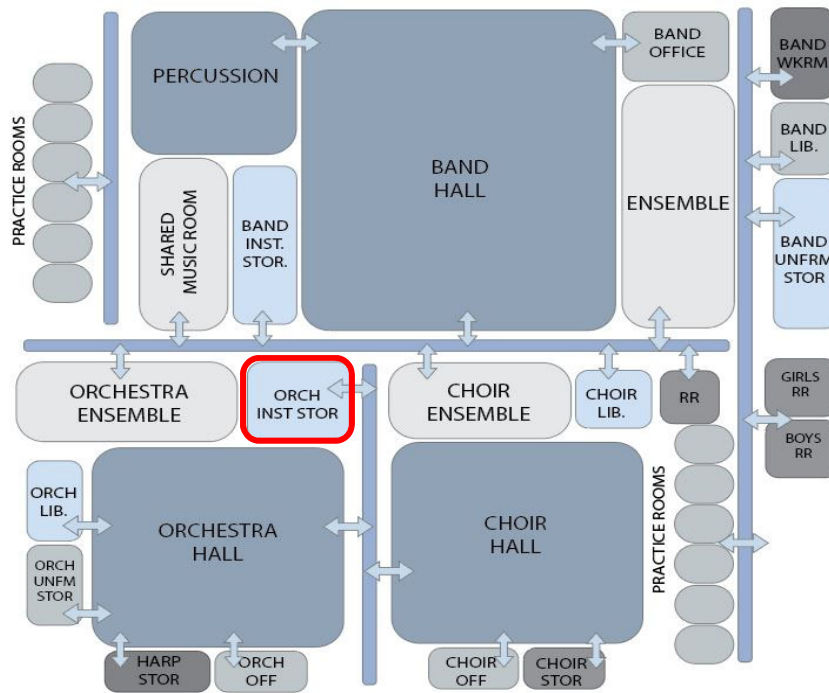
DESCRIPTION OF SPACE AND USES:

Storage of instruments for Orchestra.

SPATIAL RELATIONSHIP:

Locate adjacent to Orchestra Hall.

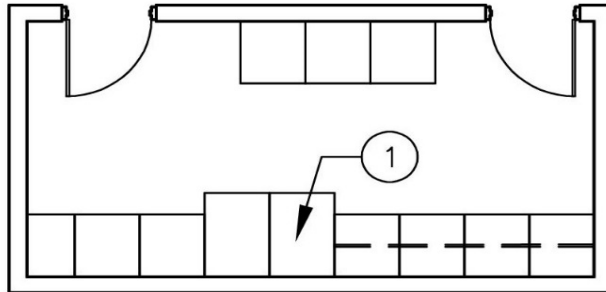
RELATIONSHIP DIAGRAM



Orchestra Instrument Storage

Orchestra Instrument Storage

LAYOUT



EQUIPMENT/FURNITURE

Furniture/Equipment	Tag No.	Notes	Qty.	Size	Comments
IN CONTRACT / CONTRACTOR PROVIDED					
Wenger Instrument Storage	1	Line walls			

Furniture/Equipment	Tag No.	Notes	Qty.	Size	Comments
NOT IN CONTRACT / OWNER PROVIDED					

Notes:

1. Obtain instrument list from Fine Arts Department.

Shared Practice Rooms

PROGRAM SPACES

SPACES	Quantity:	Capacity	Area (SF):	Total (SF):	Comments:
Shared Practice Rooms	12		80	960	

PROGRAM DETAILS

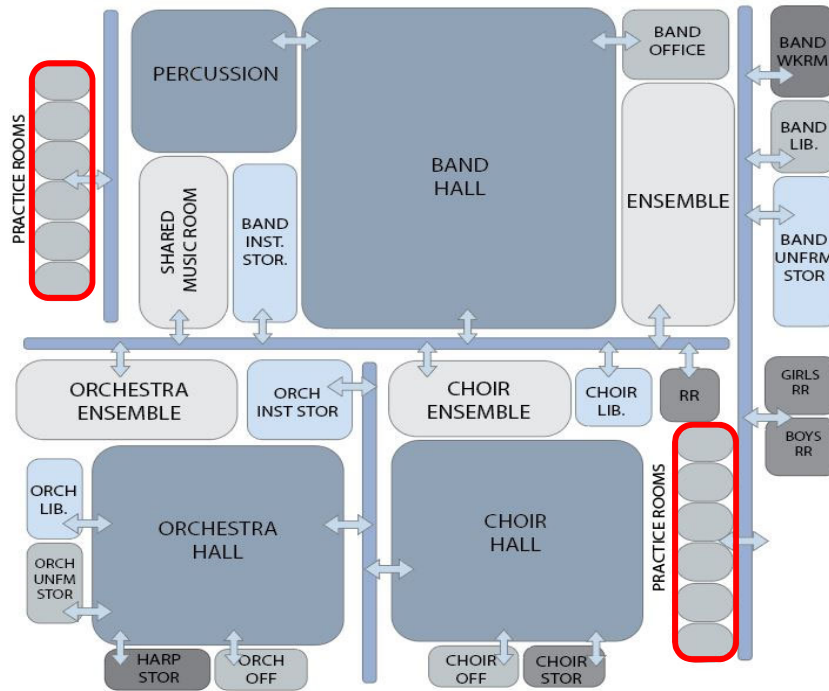
DESCRIPTION OF SPACE AND USES:

Individual student and small group practice areas to be shared among Choir, Band and Orchestra.

SPATIAL RELATIONSHIP:

Locate within Fine Arts.

RELATIONSHIP DIAGRAM



LEARNING FRAMEWORK

LEARNING ACTIVITIES:

Organized to facilitate a learner centered approach to instruction. Activities include whole class instruction, small group instruction (student-student and student-teacher), and individualized learning.

OTHER ACTIVITIES:

Team Activities - Teaming between rooms to enhance learning activities

Blended Learning- Engaging, active learning through technology

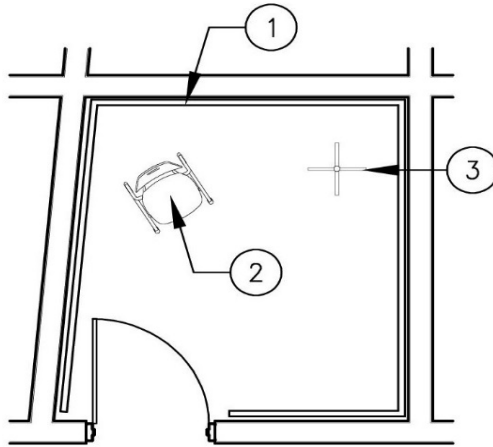
Shared Practice Rooms

Project Based Learning - Team activities working towards a specific project goal or outcome.

Makerspace - Hands on activities that elicit creativity and exploration from students.

Shared Practice Rooms

LAYOUT



EQUIPMENT/FURNITURE

Furniture/Equipment	Tag No.	Notes	Qty.	Size	Comments
---------------------	---------	-------	------	------	----------

IN CONTRACT / CONTRACTOR PROVIDED

Acoustical Panels	1	Line walls; consult with acoustician	6		

Furniture/Equipment	Tag No.	Notes	Qty.	Size	Comments
---------------------	---------	-------	------	------	----------

NOT IN CONTRACT / OWNER PROVIDED

Chair	2		1		
Music Stand	3		1		

Notes:

1. Acoustical consultant must be included in design team for design of all music and performance spaces.

Shared Music Room

PROGRAM SPACES

SPACES	Quantity:	Capacity	Area (SF):	Total (SF):	Comments:
Shared Music Room	1		700	700	

PROGRAM DETAILS

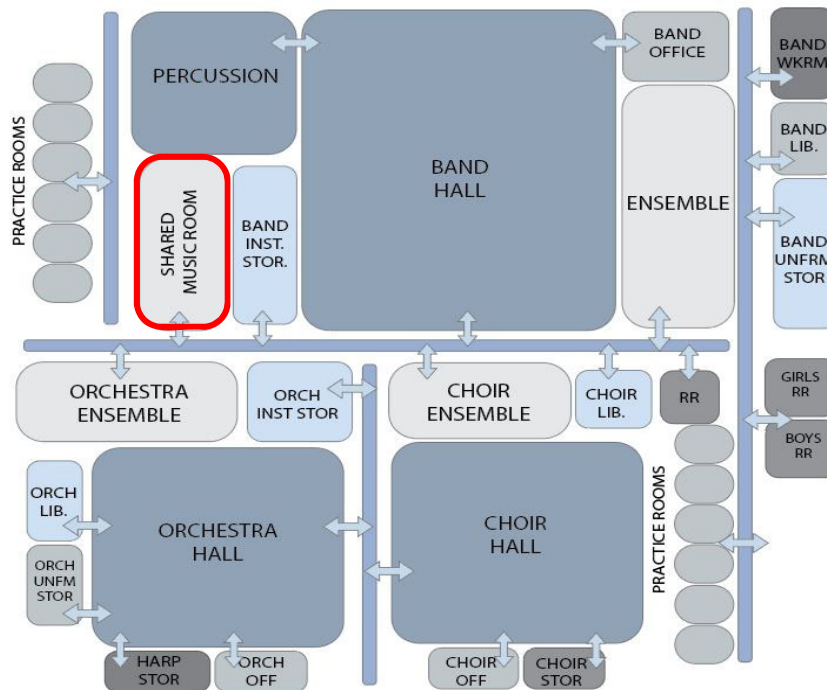
DESCRIPTION OF SPACE AND USES:

Music instruction, rehearsal, lecture and demonstration to be shared among Choir, Band and Orchestra.

SPATIAL RELATIONSHIP:

Locate in Fine Arts wing.

RELATIONSHIP DIAGRAM



LEARNING FRAMEWORK

LEARNING ACTIVITIES:

Organized to facilitate a learner centered approach to instruction. Activities include whole class instruction, small group instruction (student-student and student-teacher), and individualized learning.

OTHER ACTIVITIES:

Team Activities - Teaming between rooms to enhance learning activities

Blended Learning- Engaging, active learning through technology

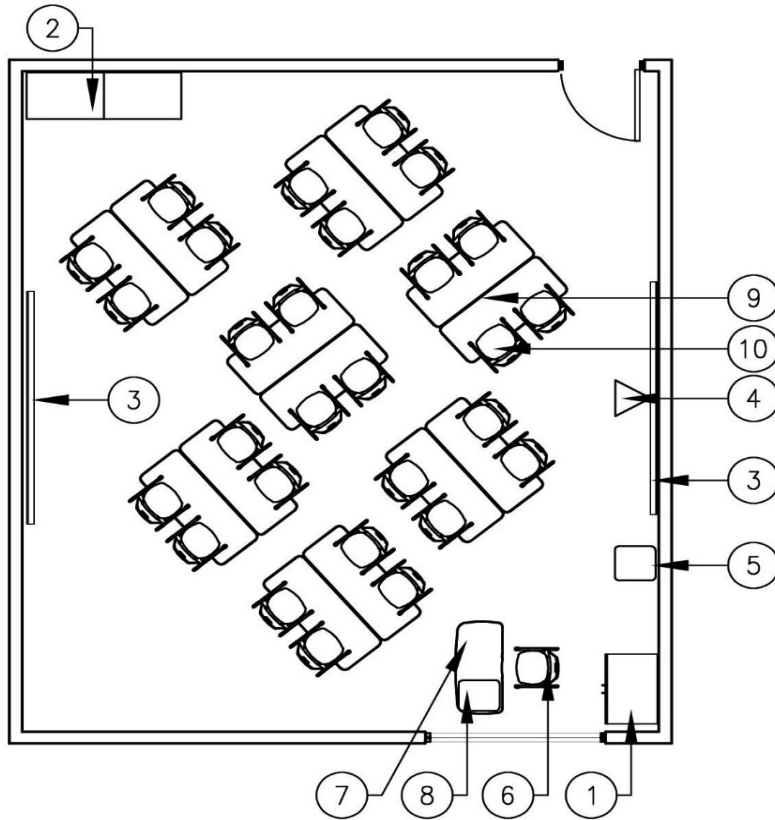
Shared Music Room

Project Based Learning - Team activities working towards a specific project goal or outcome.

Makerspace - Hands on activities that elicit creativity and exploration from students.

Shared Music Room

LAYOUT



EQUIPMENT/FURNITURE

Furniture/Equipment	Tag No.	Notes	Qty.	Size	Comments
---------------------	---------	-------	------	------	----------

IN CONTRACT / CONTRACTOR PROVIDED

Teacher Wardrobe	1		1		
Tall Shelving Unit	2		2	36" x 24" x 84"	
Markerboard	3		1	5' x 10'	
Instructional Display Technology	4		1		

Furniture/Equipment	Tag No.	Notes	Qty.	Size	Comments
---------------------	---------	-------	------	------	----------

NOT IN CONTRACT / OWNER PROVIDED

Student Device Cart	5		1		
Task Chair	6		1		
Teacher Desk	7		1		
Teacher Office Tool Set	8		1		

Notes:

1. Acoustical consultant must be included in design team for design of all music and performance spaces.

Student Restrooms

PROGRAM SPACES

SPACES	Quantity:	Capacity	Area (SF):	Total (SF):	Comments:
Student Restrooms	2		250	500	One boy and one girl

PROGRAM DETAILS

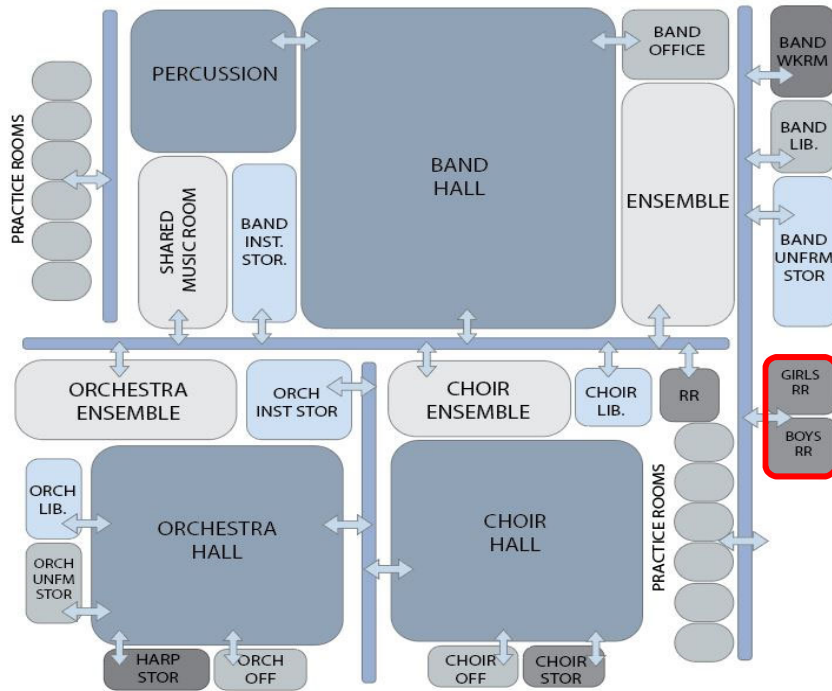
DESCRIPTION OF SPACE AND USES:

Student Restrooms

SPATIAL RELATIONSHIP:

One set (boys/girls) located close to Fine Arts spaces.

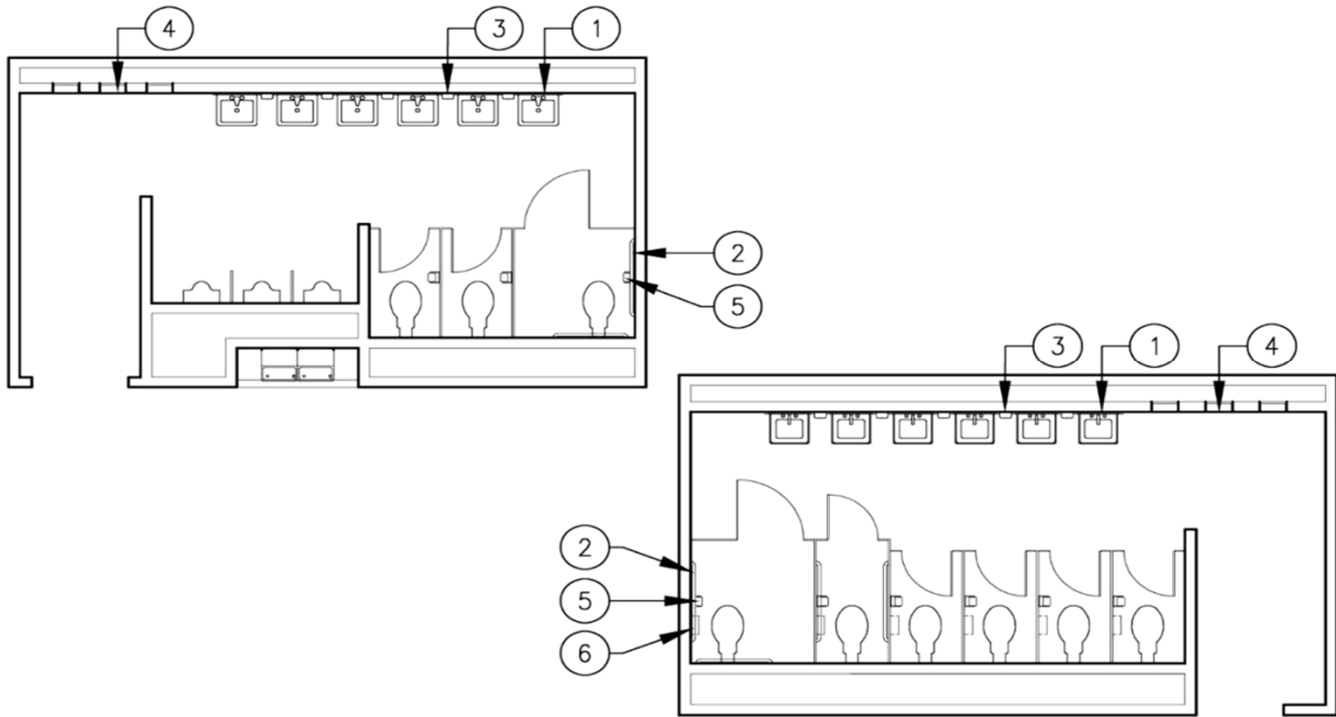
RELATIONSHIP DIAGRAM



Student Restrooms

Student Restrooms

LAYOUT



EQUIPMENT/FURNITURE

Furniture/Equipment	Tag No.	Notes	Qty.	Size	Comments
---------------------	---------	-------	------	------	----------

IN CONTRACT / CONTRACTOR PROVIDED

Mirror	1		1		
Grab Bars	2		2		

Furniture/Equipment	Tag No.	Notes	Qty.	Size	Comments
---------------------	---------	-------	------	------	----------

NOT IN CONTRACT / OWNER PROVIDED

Soap Dispenser	3	Contractor installed	5		
Paper Towel Dispenser	4	Contractor installed	3		
Toilet Paper Dispenser	5	Contractor installed	3 / 6		
Feminine Napkin Disposal (Girls Only)	6	Contractor installed	6		

Notes:

1. Two stalls (minimum) per restroom.

Staff Restroom

PROGRAM SPACES

SPACES	Quantity:	Capacity	Area (SF):	Total (SF):	Comments:
Staff Restroom	1		60	60	

PROGRAM DETAILS

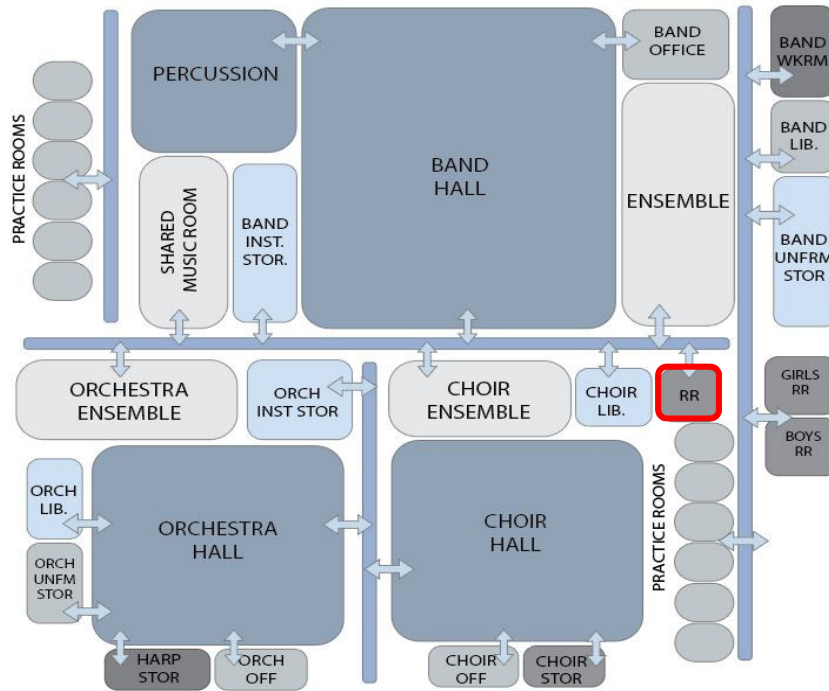
DESCRIPTION OF SPACE AND USES:

Single user restroom for teachers/staff.

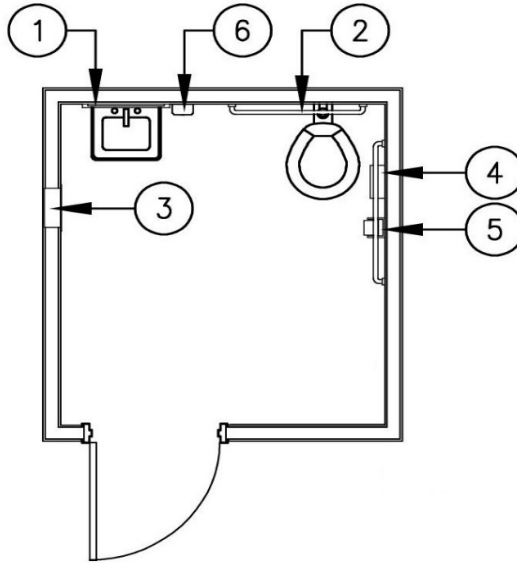
SPATIAL RELATIONSHIP:

Locate within Fine Arts.

RELATIONSHIP DIAGRAM



Staff Restroom **Staff Restroom**
Staff Restroom **LAYOUT**



EQUIPMENT/FURNITURE

Furniture/Equipment	Tag No.	Notes	Qty.	Size	Comments
---------------------	---------	-------	------	------	----------

IN CONTRACT / CONTRACTOR PROVIDED

Mirror	1		1		
Grab Bars	2		2		

Furniture/Equipment	Tag No.	Notes	Qty.	Size	Comments
---------------------	---------	-------	------	------	----------

NOT IN CONTRACT / OWNER PROVIDED

Soap Dispenser	3	Contractor installed	1		
Feminine Napkin Disposal	4	Contractor installed	1		
Toilet Paper Dispenser	5	Contractor installed	1		
Paper Towel Dispenser	6	Contractor installed	1		

Notes:

Dance Room

PROGRAM SPACES

SPACES	Quantity:	Capacity	Area (SF):	Total (SF):	Comments:
Dance Room	1		2,300	2,300	Synthetic flooring

PROGRAM DETAILS

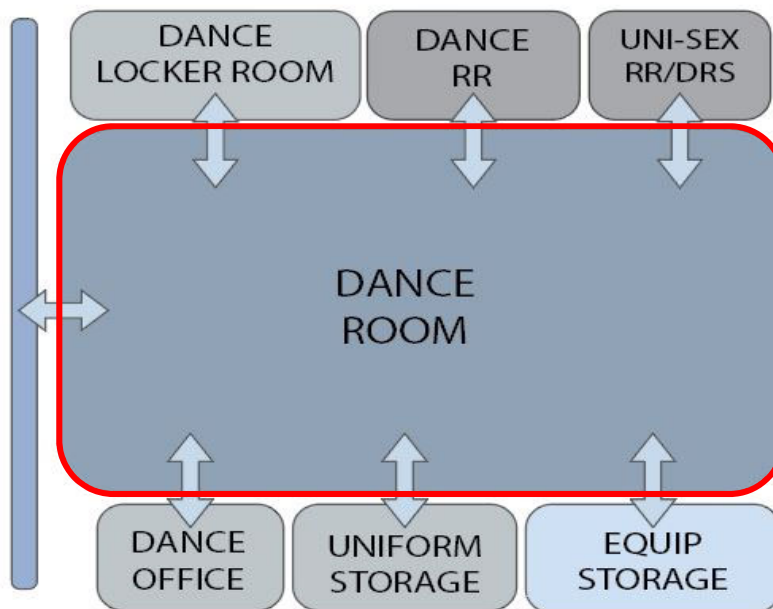
DESCRIPTION OF SPACE AND USES:

Dance provides students with basic dance skills in ballet, tap, modern, improvisation, and jazz. Students will develop kinesthetic awareness and appreciation for the development of dance through the study of dance history.

SPATIAL RELATIONSHIP:

Located adjacent to dance locker room and uniform storage.

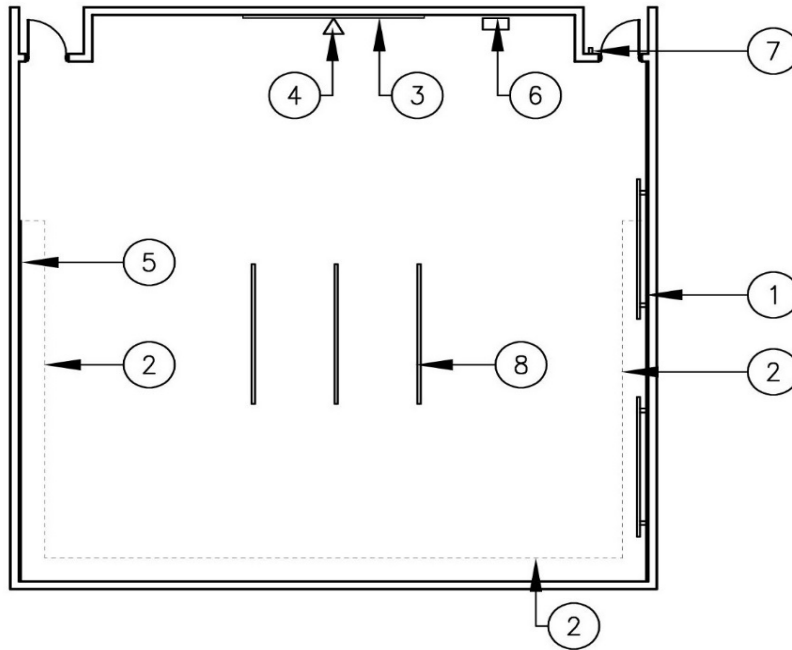
RELATIONSHIP DIAGRAM



Dance Room

Dance Room

LAYOUT



EQUIPMENT/FURNITURE

Furniture/Equipment	Tag No.	Notes	Qty.	Size	Comments
IN CONTRACT / CONTRACTOR PROVIDED					
Mirrors	1	With ballet bars - line one wall; 9 ft tall			
Trophy Shelf	2	Above mirrors, mount at 10' AFF			
Markerboard	3		1	5' x 10'	
Instructional Display Technology	4		1		
Mirrors	5	No ballet bars - line one wall; 9 ft tall			
Teacher Display Plate	6		1		
Silent Doorbell	7		1		
Furniture/Equipment	Tag No.	Notes	Qty.	Size	Comments
NOT IN CONTRACT / OWNER PROVIDED					
Mobile Set - Ballet Bars	8		3		

Notes:

- 1. Flooring to be Marley.
- 2. Dance should be located on 1st floor.
- 2. Provide plenty of outlets around room.

Dance Office

PROGRAM SPACES

SPACES	Quantity:	Capacity	Area (SF):	Total (SF):	Comments:
Dance Office	1		150	150	

PROGRAM DETAILS

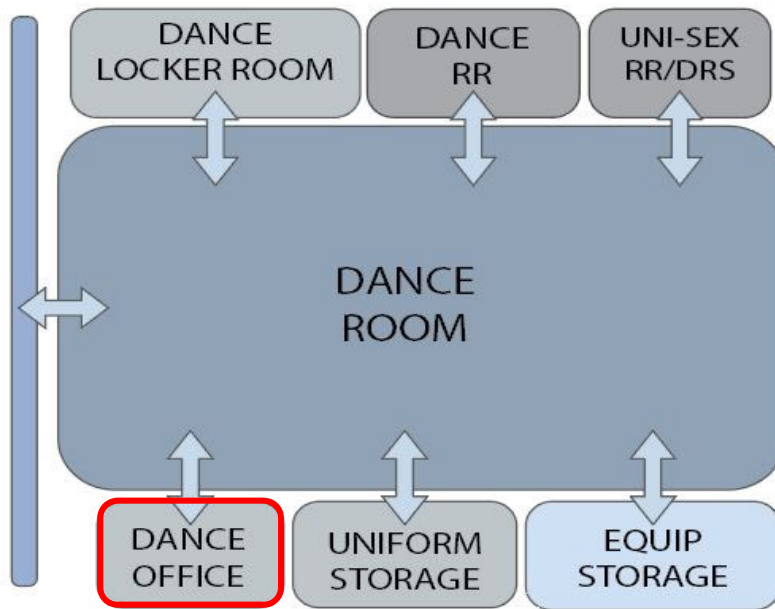
DESCRIPTION OF SPACE AND USES:

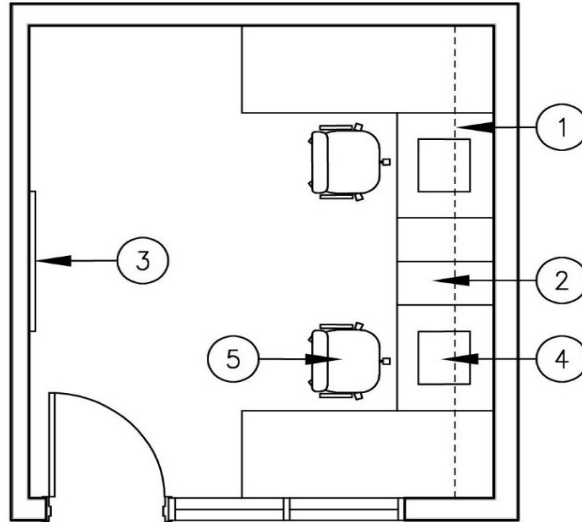
Administrative duties and supervision for Dance teachers.

SPATIAL RELATIONSHIP:

Located adjacent to dance room.

RELATIONSHIP DIAGRAM





EQUIPMENT/FURNITURE

Furniture/Equipment	Tag No.	Notes	Qty.	Size	Comments
IN CONTRACT / CONTRACTOR PROVIDED					
Upper and Lower Cabinets	1	Line one wall			
Markerboard	2		1	4' x 4'	

Furniture/Equipment	Tag No.	Notes	Qty.	Size	Comments
NOT IN CONTRACT / OWNER PROVIDED					
Teacher Office Tool Set	4		2		
Task Chair	5		2		

Notes:

1. Provide windows in Dance Room for supervision.

Dance Locker Room

PROGRAM SPACES

SPACES	Quantity:	Capacity	Area (SF):	Total (SF):	Comments:
Dance Locker Room	1		640	640	

PROGRAM DETAILS

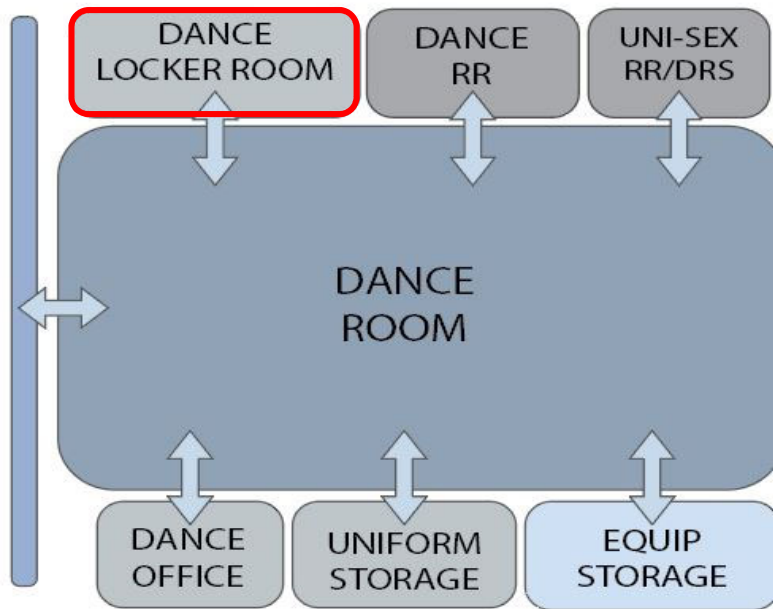
DESCRIPTION OF SPACE AND USES:

Changing space for Dance.

SPATIAL RELATIONSHIP:

Located adjacent to dance room and dance restrooms.

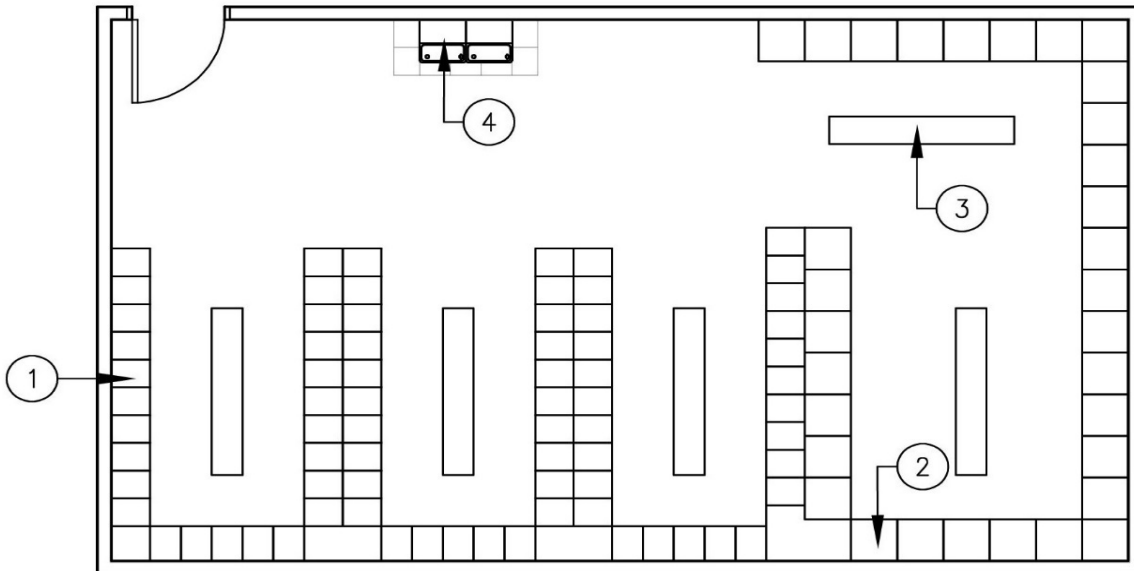
RELATIONSHIP DIAGRAM



Dance Locker Room

Dance Locker Room

LAYOUT



EQUIPMENT/FURNITURE

Furniture/Equipment	Tag No.	Notes	Qty.	Size	Comments
IN CONTRACT / CONTRACTOR PROVIDED					
Lockers	1	3-tier; dance student	216	12" x 15" x 20"	
Lockers	2	2-tier; dance team	60	18" x 18" x 36"	
Bench	3		5		
Water Fountain	4		2		

Furniture/Equipment	Tag No.	Notes	Qty.	Size	Comments
NOT IN CONTRACT / OWNER PROVIDED					

Notes:

Blank area for notes.

Dance Restrooms

PROGRAM SPACES

SPACES	Quantity:	Capacity	Area (SF):	Total (SF):	Comments:
Dance Restrooms	1		200	200	

PROGRAM DETAILS

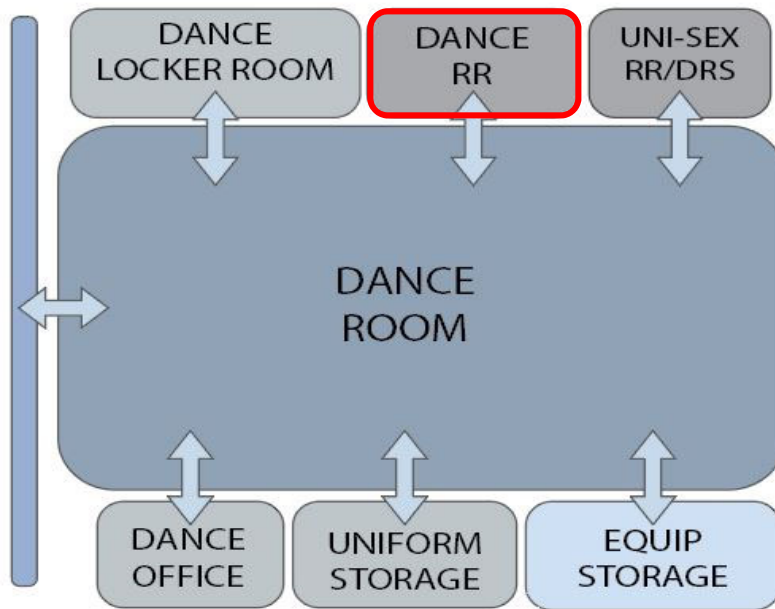
DESCRIPTION OF SPACE AND USES:

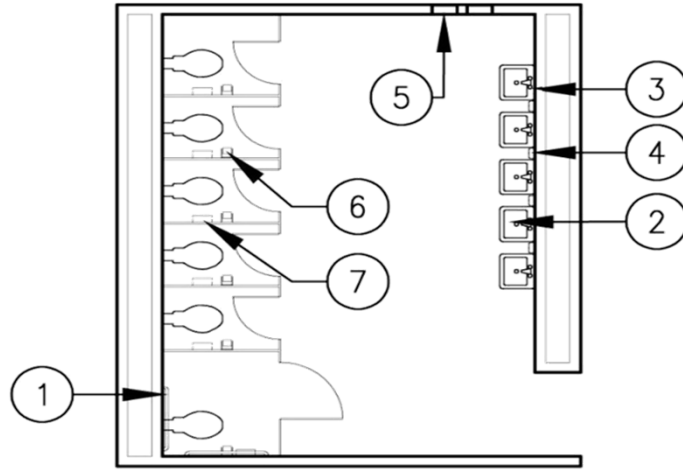
Restroom for Dance room.

SPATIAL RELATIONSHIP:

Located adjacent to dance room and dance lockers.

RELATIONSHIP DIAGRAM





EQUIPMENT/FURNITURE

Furniture/Equipment	Tag No.	Notes	Qty.	Size	Comments
---------------------	---------	-------	------	------	----------

IN CONTRACT / CONTRACTOR PROVIDED

Grab Bars	1		2		
Sink	2		5		
Mirror	3		1		

Furniture/Equipment	Tag No.	Notes	Qty.	Size	Comments
---------------------	---------	-------	------	------	----------

NOT IN CONTRACT / OWNER PROVIDED

Soap Dispenser	4	Contractor installed	5		
Paper Towel Dispenser	5	Contractor installed	2		
Toilet Paper Dispenser	6	Contractor installed	6		
Feminine Napkin Disposal	7	Contractor installed	6		

Notes:

1. Two stalls (minimum) per restroom.

Dance Unisex Dressing / Restroom

PROGRAM SPACES

SPACES	Quantity:	Capacity	Area (SF):	Total (SF):	Comments:
Dance Unisex Dressing / Restroom	1		150	150	

PROGRAM DETAILS

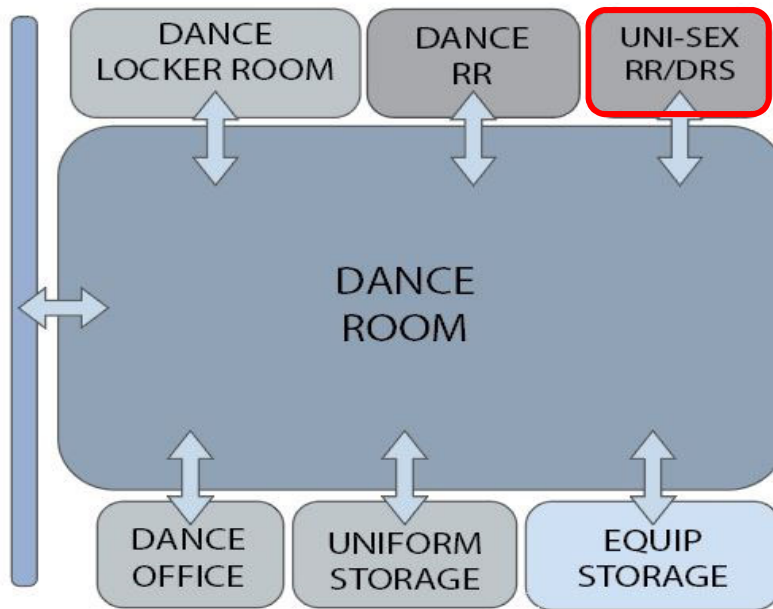
DESCRIPTION OF SPACE AND USES:

Unisex space for Dance - dressing and restroom.

SPATIAL RELATIONSHIP:

Located adjacent to dance room and dance lockers.

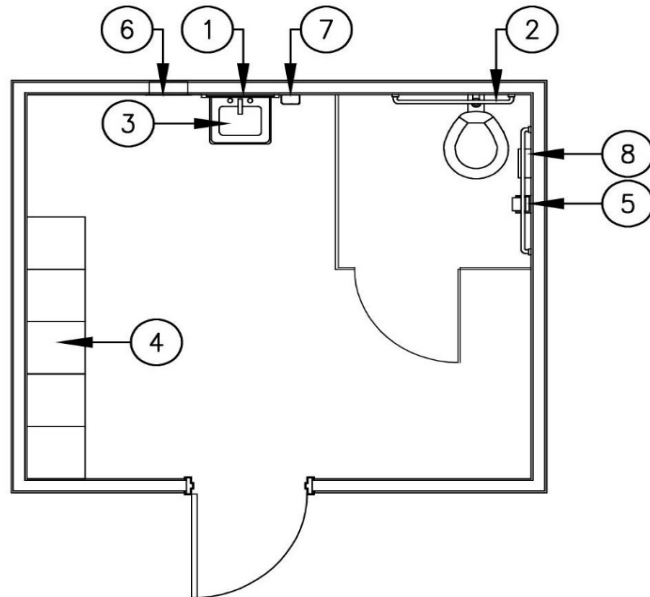
RELATIONSHIP DIAGRAM



Dance Unisex Dressing / Restroom

Dance Unisex Dressing / Restroom

LAYOUT



EQUIPMENT/FURNITURE

Furniture/Equipment	Tag No.	Notes	Qty.	Size	Comments
IN CONTRACT / CONTRACTOR PROVIDED					
Mirror	1		1		
Grab Bars	2		2		
Sink	3		1		
Lockers	4	3-tier	15	18" x 18" x 24"	

Furniture/Equipment	Tag No.	Notes	Qty.	Size	Comments
NOT IN CONTRACT / OWNER PROVIDED					
Toilet Paper Dispenser	5	Contractor installed	1		
Paper Towel Dispenser	6	Contractor installed	1		
Soap Dispenser	7	Contractor installed	1		
Feminine Napkin Disposal	8	Contractor installed	1		

Notes:

Dance Equipment Storage

PROGRAM SPACES

SPACES	Quantity:	Capacity	Area (SF):	Total (SF):	Comments:
Dance Equipment Storage	1		300	300	

PROGRAM DETAILS

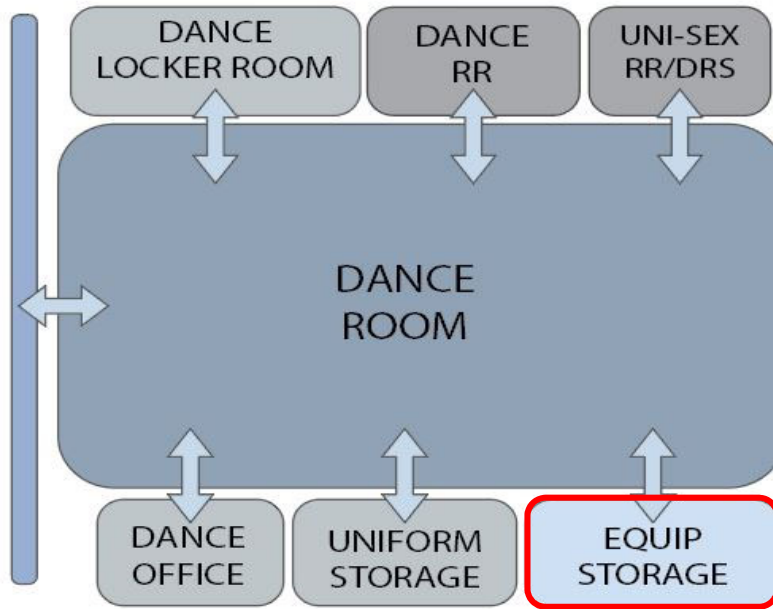
DESCRIPTION OF SPACE AND USES:

Storage of Dance equipment/props/etc.

SPATIAL RELATIONSHIP:

Located adjacent to dance room and dance lockers.

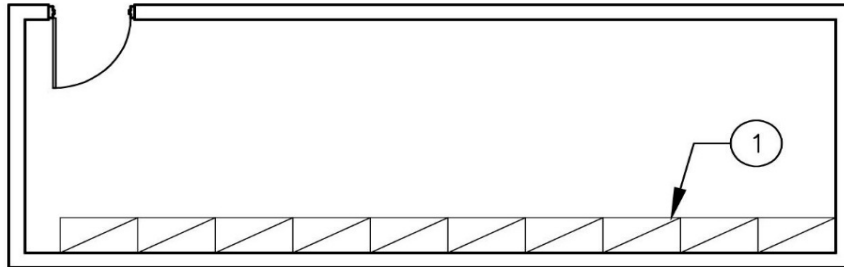
RELATIONSHIP DIAGRAM



Dance Equipment Storage

Dance Equipment Storage

LAYOUT



EQUIPMENT/FURNITURE

Furniture/Equipment	Tag No.	Notes	Qty.	Size	Comments
IN CONTRACT / CONTRACTOR PROVIDED					
Metal Shelving	1	Line one wall		36" x 24" x 84"	
Furniture/Equipment	Tag No.	Notes	Qty.	Size	Comments
NOT IN CONTRACT / OWNER PROVIDED					

Notes:

1. Provide 4'-0" door.

Dance Uniform Storage

PROGRAM SPACES

SPACES	Quantity:	Capacity	Area (SF):	Total (SF):	Comments:
Dance Uniform Storage	1		300	300	

PROGRAM DETAILS

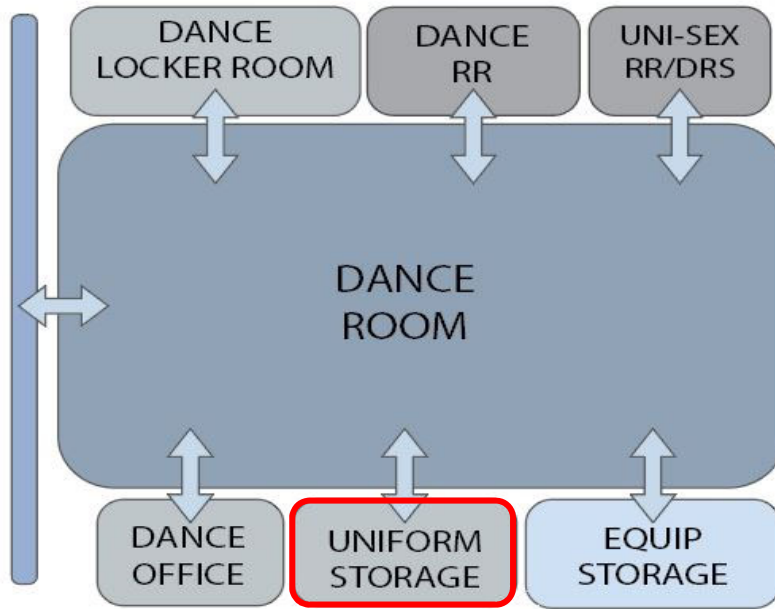
DESCRIPTION OF SPACE AND USES:

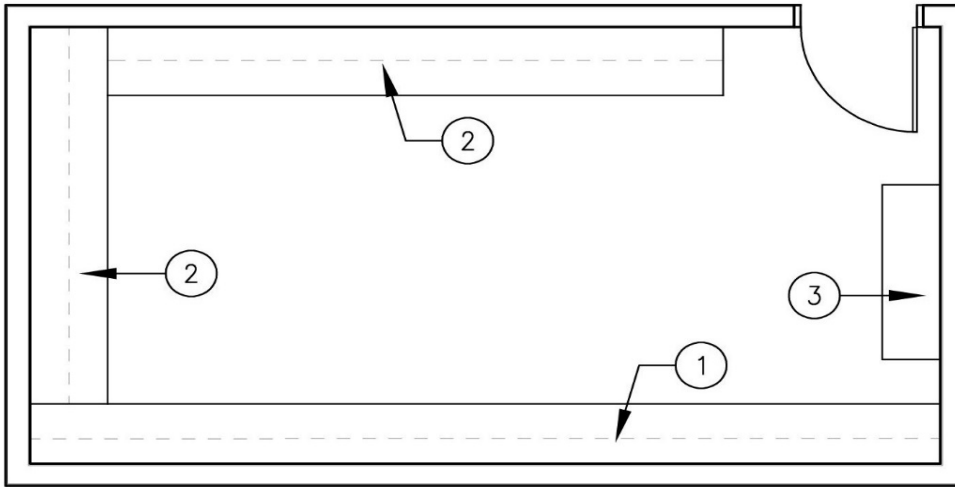
Storage of dance uniforms/costumes.

SPATIAL RELATIONSHIP:

Located adjacent to dance room.

RELATIONSHIP DIAGRAM





EQUIPMENT/FURNITURE


Furniture/Equipment	Tag No.	Notes	Qty.	Size	Comments
IN CONTRACT / CONTRACTOR PROVIDED					
Shelf with hanging rod	1	Mount at 3'-6"			
Shelf with hanging rod	2	Mount at 7'-6"	2		
Shelves	3	Open	2		36' x 18" x 84"
Furniture/Equipment	Tag No.	Notes	Qty.	Size	Comments
NOT IN CONTRACT / OWNER PROVIDED					

Notes:

1. Maximize height in space to allow for additional shelving.
2. Maximize height in space to allow for additional shelving above those shown. Matching Dance Room roof height allows for additional storage above 9'-0" for items.
3. Dedicated HVAC unit.



LIBRARY



1. PROGRAM DESCRIPTION

The Library area within high schools is a centrally located gathering place for the campus. Group learning, independent study and reading areas should be distinguished from one another. Book checkout and information shall be provided at a circulation desk centrally located. Project based learning and team activities will have a separate area to encourage hands on learning and digital learning.

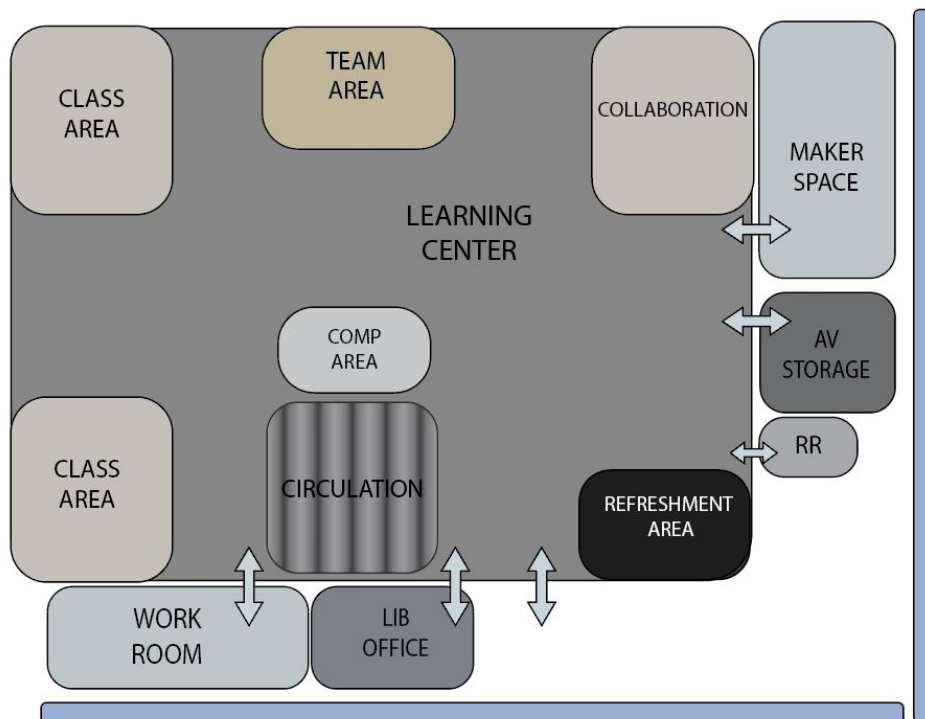


The library should open up to the main hallway through folding glass walls, allowing the space to be seamless with other school activities. A refreshment area provides access to nourishment and a setting for social connections to occur.

The Library should be flexible to allow for multiple activities to take place at once. Furnishings need to be suited to diverse activities. Bookshelves should be located along the perimeter of the room wherever possible, while still allowing for plenty of natural light to the space.

Included in library is a Makerspace.

2. SPATIAL RELATIONSHIPS & ADJACENCIES



3. PROGRAM OF SPACE

Space/Function	Qty	SF	Total SF	Notes
LIBRARY				
Learning Center	1	8,750	8,750	
Makerspace	1	1,000	1,000	
A/V Storage	1	200	200	
Library Office	1	120	120	
Library Workroom	1	460	460	
Library Restroom	2	60	120	
LIBRARY SUBTOTAL:			10,650	SF

4. FINISHES

	Walls				Floor			Ceiling		REMARKS
	Impact Resistant	Tile	Painted Gypsum	Painted CMU	Carpet	Hard Surface	Tile	2x2 Acoustical Lay-In	Exposed	
LIBRARY										
Learning Center			X			X		X		
Makerspace			X			X		X		
A/V Storage	X					X		X		
Library Office			X			X		X		
Library Workroom			X			X		X		
Library Restroom		X					X	X		

5. OTHER

Other significant information regarding the library follows:

- 50% of shelving to be located along the perimeter walls of the room.
- Provide natural light in the space, with appropriate room darkening options to accommodate presentations.

Library/Learning Center

PROGRAM SPACES

SPACES	Quantity:	Capacity	Area (SF):	Total (SF):	Comments:
Library/Learning Center	1		8,750	8,750	Library is preferred to be one-story. Size is based on capacity.

PROGRAM DETAILS

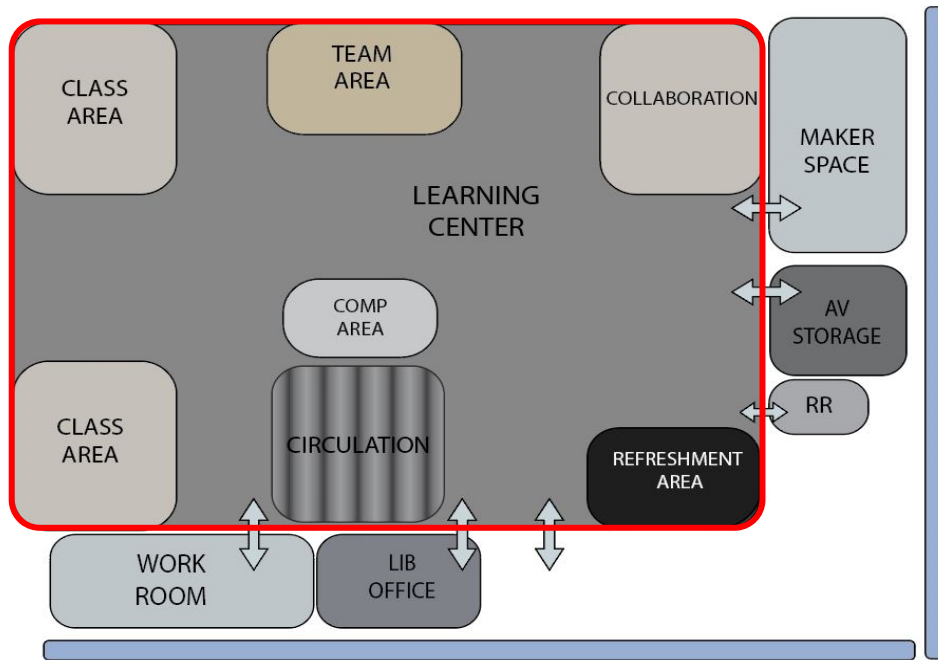
DESCRIPTION OF SPACE AND USES:

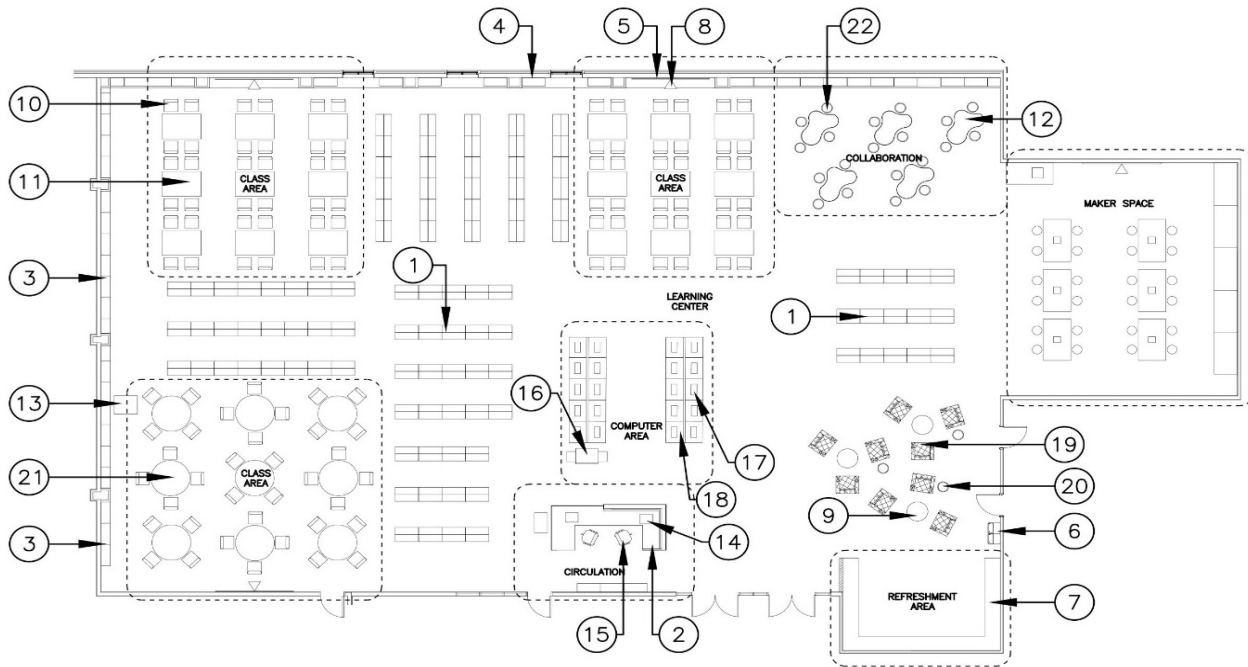
Previewing and checking out books, reading in story area or at tables; space also used for classroom instruction and independent study, use of technology for research, remediation and enrichment. After hours use for community, staff and tutorials.

SPATIAL RELATIONSHIP:

Library should be easily accessible to all classrooms however, should be isolated from noisy parts of the school. Library should be close to restrooms as part of the after hours use.

RELATIONSHIP DIAGRAM





EQUIPMENT/FURNITURE

Furniture/Equipment	Tag No.	Notes	Qty.	Size	Comments
IN CONTRACT / CONTRACTOR PROVIDED					
Moveable Shelves	1			42" high	
Circulation desk with book slot	2	Handicap accessible; book drop in front of desk	1		
Tall Shelving	3			84" tall	
Short Shelving	4	Windows above		42" tall	
Markerboard	5		2		
Water Fountain	6	With water bottle filling capabilities	2		
Built-in Serving Area	7	Millwork	1		
Instructional Display Technology	8		2		

Library/Learning Center					
Furniture/Equipment	Tag No.	Notes	Qty.	Size	Comments
NOT IN CONTRACT / OWNER PROVIDED					
Side Table	9	Round	3		
Chair	10		108		
Tables	11		18		
Amoeba Table	12		5		
Student Device Cart	13		1		
Library Tool Set	14		2		
Task Chair	15		2		
Printer	16		1		
Library Reference	17		20		
Stand Up Desk	18	Counter height	20	34" high	
Soft Seating	19		9		
Wobbly Stools	20		3		
Tables	21	Round	9		
Stools	22		20		
Notes:					
<ol style="list-style-type: none"> 1. Provide story corner for 25-30 students and independent study area for 35 students. 2. Provide seating areas and work tables close to stacks. 3. The Librarian and assistant need to be able to visually control the entire library from the circulation desk. 4. No newspaper rods or magazine racks as shelving options. 5. Provide windows above shelving along walls where possible. 6. Refreshment area to serve coffee and other packaged drinks and snacks. Provide sink and necessary food service equipment. Schedule meeting with FBISD Facilities to finalize scope. 7. Provide outdoor access for community use. 					

Makerspace

PROGRAM SPACES

SPACES	Quantity:	Capacity	Area (SF):	Total (SF):	Comments:
Makerspace	1		1,000	1,000	Furniture should be on casters to be easily moveable. Lights should be dimmable.

PROGRAM DETAILS

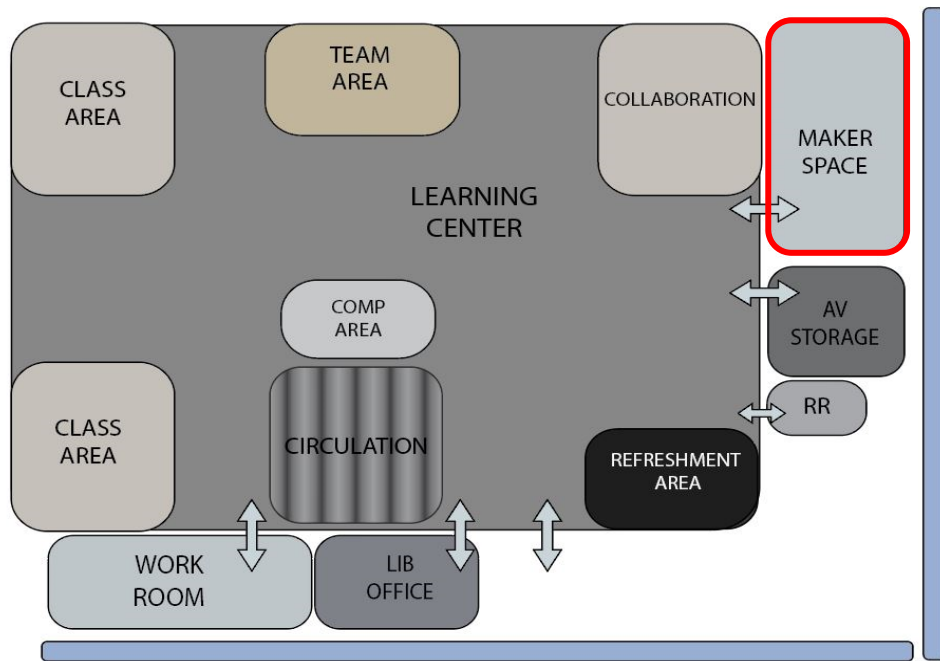
DESCRIPTION OF SPACE AND USES:

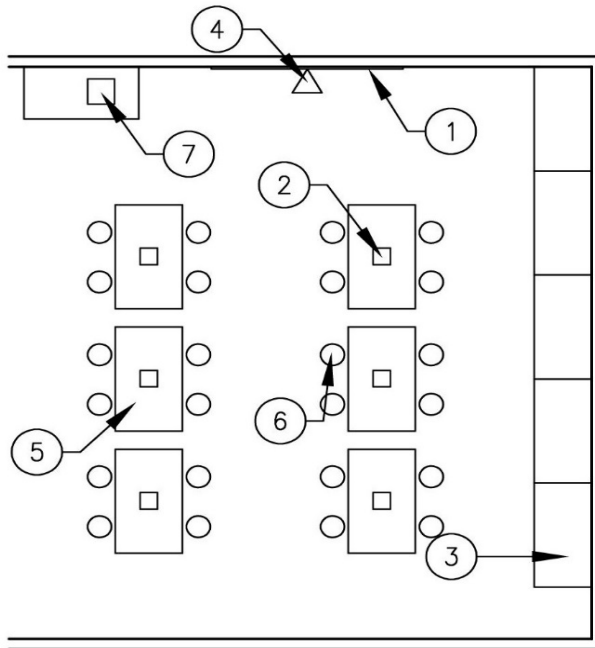
Makerspace activities include building, crafting, technology activities, etc.

SPATIAL RELATIONSHIP:

Makerspace should be located within the Library - not an enclosed space.

RELATIONSHIP DIAGRAM





EQUIPMENT/FURNITURE

Furniture/Equipment	Tag No.	Notes	Qty.	Size	Comments
IN CONTRACT / CONTRACTOR PROVIDED					
Markerboard	1		1	5' x 10'	
Overhead Power Reels	2	Duplex Reels	6		
Storage Cabinets	3	Tote trays	5	3' x 6' x 30"	
Instructional Display Technology	4		1		

Furniture/Equipment	Tag No.	Notes	Qty.	Size	Comments
NOT IN CONTRACT / OWNER PROVIDED					
Table	5	On casters	7		
Student Stools	6		24		
Teacher Tool Set	7		1		

Notes:

1. Tackable wall surface to display student work.

A/V Equipment Storage

PROGRAM SPACES

SPACES	Quantity:	Capacity	Area (SF):	Total (SF):	Comments:
A/V Equipment Storage	1		400	400	

PROGRAM DETAILS

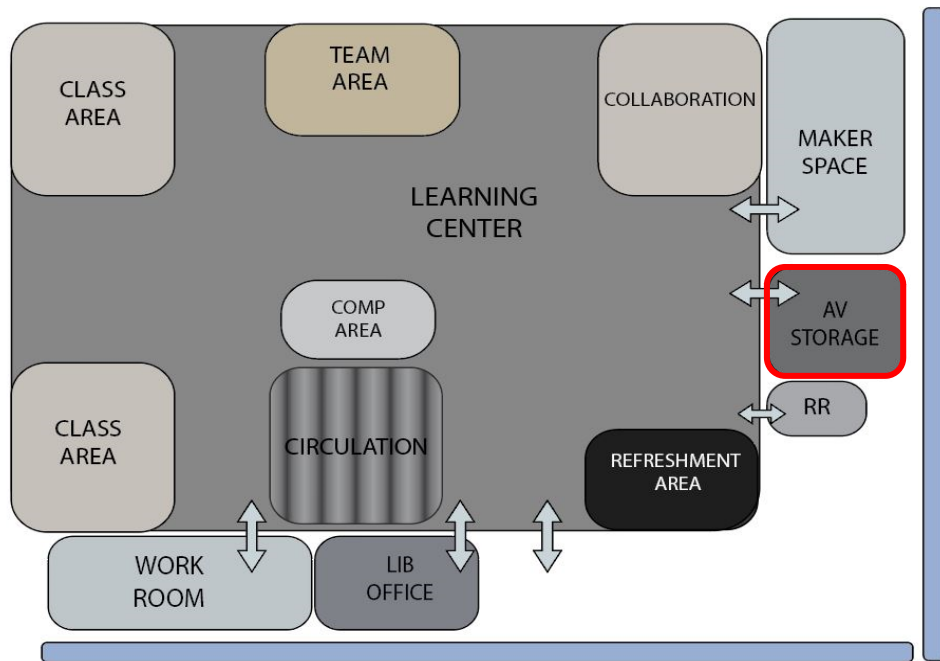
DESCRIPTION OF SPACE AND USES:

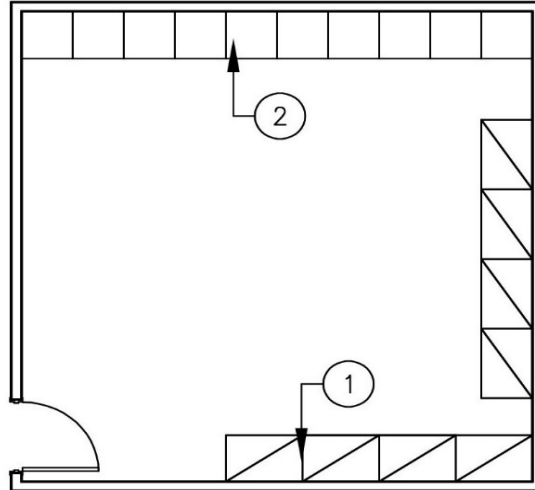
Storage of audio/visual equipment on rolling carts and charging carts for student devices.

SPATIAL RELATIONSHIP:

To be located with direct access to corridor and adjacent to library/workroom.

RELATIONSHIP DIAGRAM





EQUIPMENT/FURNITURE

Furniture/Equipment	Tag No.	Notes	Qty.	Size	Comments
---------------------	---------	-------	------	------	----------

IN CONTRACT / CONTRACTOR PROVIDED

Tall Shelving Unit	1	Adjustable Shelves	8	36" x 24" x 84"	

Furniture/Equipment	Tag No.	Notes	Qty.	Size	Comments
---------------------	---------	-------	------	------	----------

NOT IN CONTRACT / OWNER PROVIDED

Student Devices Storage Carts	2		10		

Notes:

1. Allow space for student devices storage cart charging along one entire wall. Provide dedicated electrical outlets for a minimum of ten (10) carts.

PROGRAM SPACES

SPACES	Quantity:	Capacity	Area (SF):	Total (SF):	Comments:
Librarian Office	1		120	120	

PROGRAM DETAILS

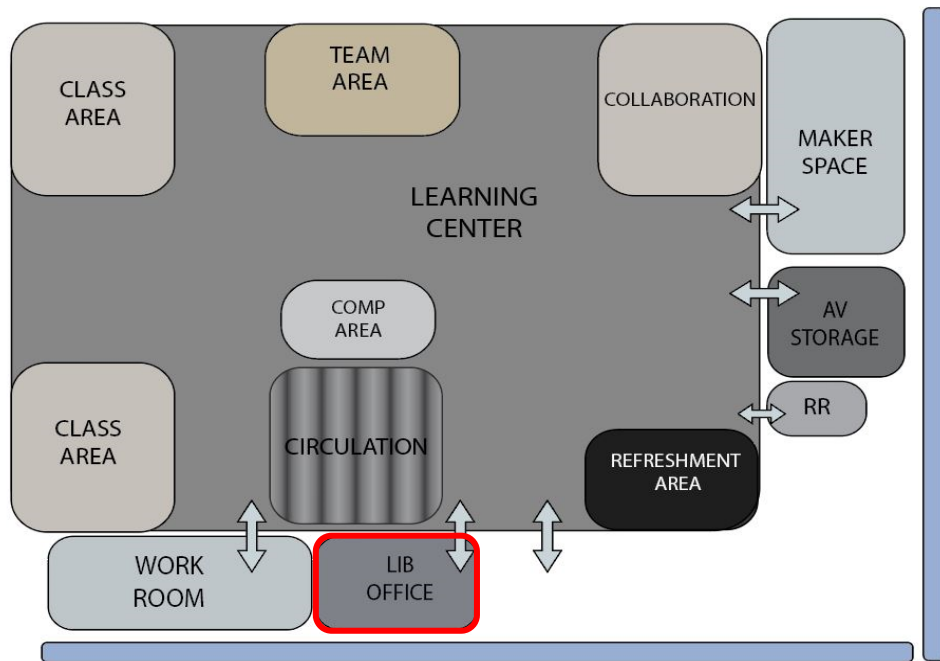
DESCRIPTION OF SPACE AND USES:

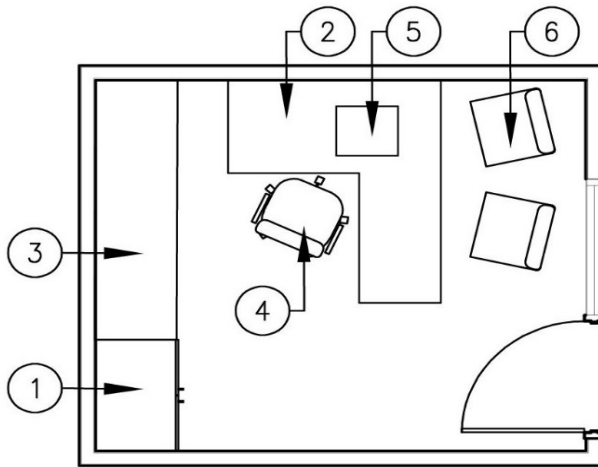
Administrative Work and observation of library spaces.

SPATIAL RELATIONSHIP:

Library office should be adjacent to Library near circulation desk with glass for supervision and positioned so seating/stacks can be visually controlled from office.

RELATIONSHIP DIAGRAM





EQUIPMENT/FURNITURE

Furniture/Equipment	Tag No.	Notes	Qty.	Size	Comments
---------------------	---------	-------	------	------	----------

IN CONTRACT / CONTRACTOR PROVIDED

Teacher Wardrobe	1		1		

Furniture/Equipment	Tag No.	Notes	Qty.	Size	Comments
---------------------	---------	-------	------	------	----------

NOT IN CONTRACT / OWNER PROVIDED

Desk	2	With return	1		
Credenza	3		1		
Task Chair	4		1		
Librarian Tool Set	5		1		
Chair	6		2		

Notes:

1. Provide window to library for supervision.

Librarian Workroom

PROGRAM SPACES

SPACES	Quantity:	Capacity	Area (SF):	Total (SF):	Comments:
Librarian Workroom	1		460	460	

PROGRAM DETAILS

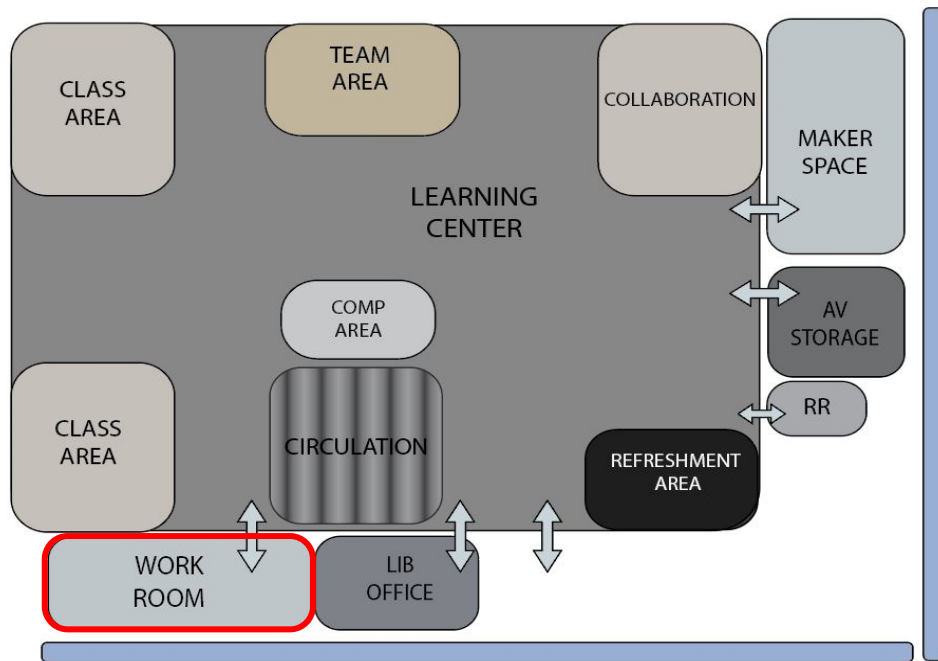
DESCRIPTION OF SPACE AND USES:

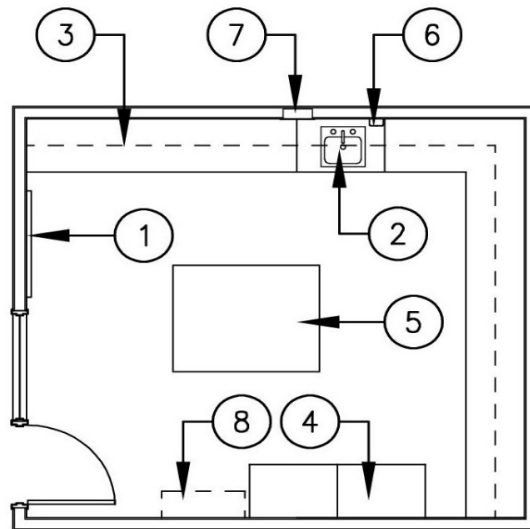
Administrative tasks.

SPATIAL RELATIONSHIP:

Library workroom should be adjacent to Library near circulation desk with glass for supervision and positioned so seating/stacks can be visually controlled from workroom.

RELATIONSHIP DIAGRAM





EQUIPMENT/FURNITURE

Furniture/Equipment	Tag No.	Notes	Qty.	Size	Comments
IN CONTRACT / CONTRACTOR PROVIDED					
Markerboard	1		1	5' x 4'	
Sink	2				
Upper and Lower Open Cabinets	3	Line walls			
Tall Shelving	4	For books in need of repair	3	36" x 24" x 84"	
Built-in Worktable	5			5' x 4'	
Furniture/Equipment	Tag No.	Notes	Qty.	Size	Comments
NOT IN CONTRACT / OWNER PROVIDED					
Soap Dispenser	6	Contractor installed	1		
Paper Towel Dispenser	7	Contractor installed	1		
Laminator	8	Future	1		

Notes:

1. Provide window to library for supervision.

Library Restroom

PROGRAM SPACES

SPACES	Quantity:	Capacity	Area (SF):	Total (SF):	Comments:
Library Restroom	2	N/A	60	120	If located off public corridor, privacy or key access locks to be provided.

PROGRAM DETAILS

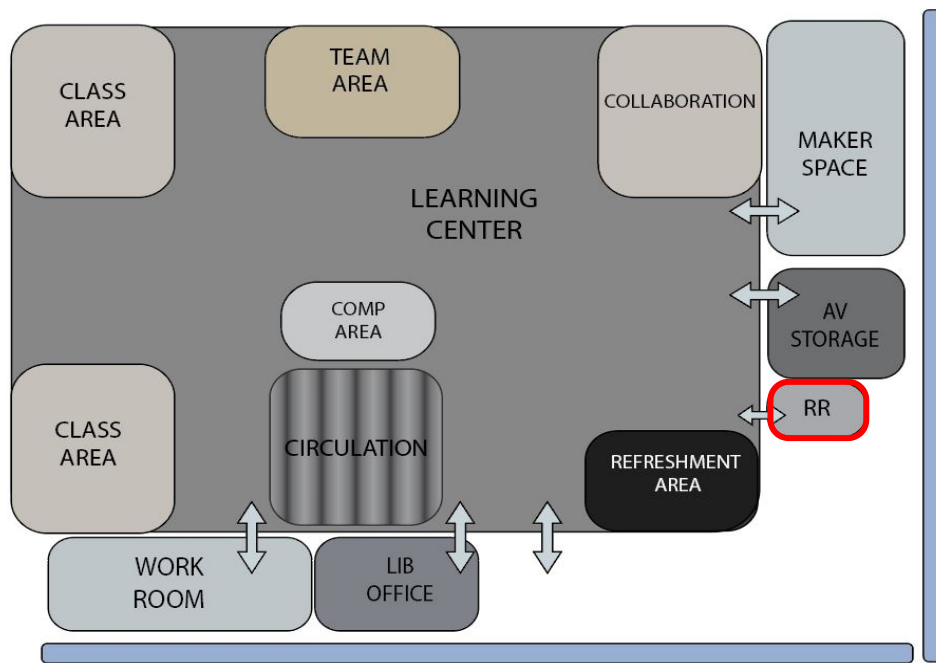
DESCRIPTION OF SPACE AND USES:

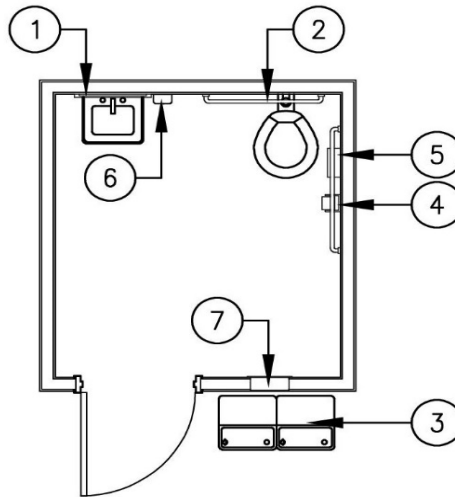
Single user restrooms for students, staff and/or visitors.

SPATIAL RELATIONSHIP:

Located within or adjacent to Library in order for restroom to be used when rest of school of closed and Library is open.

RELATIONSHIP DIAGRAM





EQUIPMENT/FURNITURE

Furniture/Equipment	Tag No.	Notes	Qty.	Size	Comments
---------------------	---------	-------	------	------	----------

IN CONTRACT / CONTRACTOR PROVIDED

Mirror	1		1		
Grab Bars	2		2		
Drinking Fountain	3	With bottle filling capabilities	2		

Furniture/Equipment	Tag No.	Notes	Qty.	Size	Comments
---------------------	---------	-------	------	------	----------

NOT IN CONTRACT / OWNER PROVIDED


Toilet Paper Dispenser	4	Contractor installed	1		
Feminine Napkin Disposal	5	Contractor installed	1		
Soap Dispenser	6	Contractor installed	1		
Paper Towel Dispenser	7	Contractor installed	1		

Notes:

FBISD

INSPIRE • EQUIP • IMAGINE

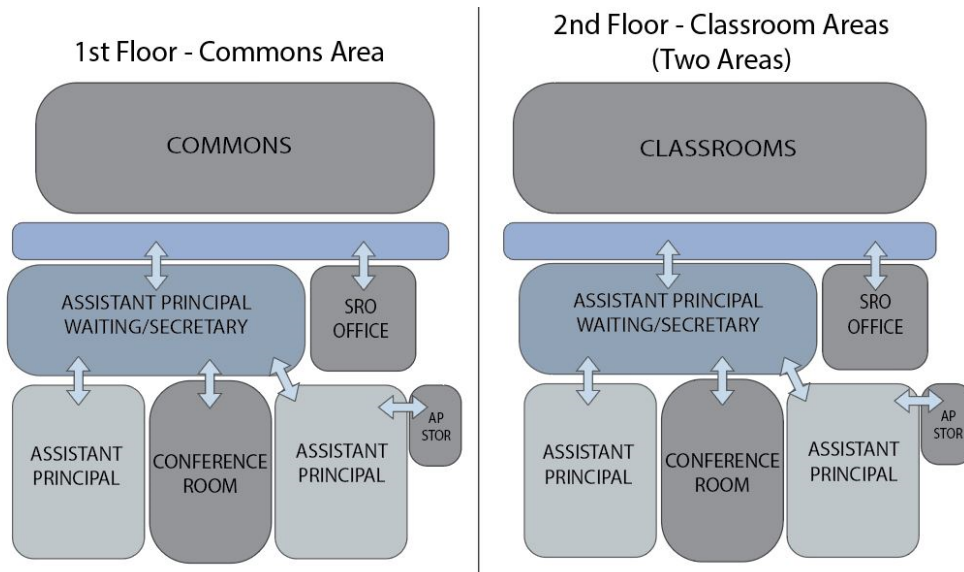
SECURITY



1. PROGRAM DESCRIPTION

Security/police office spaces should be provided for the School Resource Officer (SRO), and should be centrally located in a convenient location for students and preferably adjacent to the commons area to provide visibility into a main gathering area for students.

2. SPATIAL RELATIONSHIPS & ADJACENCIES



3. PROGRAM OF SPACE

Space/Function	Qty	SF	Total SF	Notes
SECURITY				
School Resource Officer (SRO)	2	200	400	
SECURITY SUBTOTAL:			400	

4. FINISHES

	Walls				Floor		Ceiling		REMARKS
	Impact Resistant	Tile	Painted Gypsum	Painted CMU	Hard Surface	Tile	2x2 Acoustical Lay-In	Exposed	
School Resource Office (SRO)	X				X		X		

PROGRAM SPACES

SPACES	Quantity:	Capacity	Area (SF):	Total (SF):	Comments:
School Resource Officer	2		200	400	

PROGRAM DETAILS

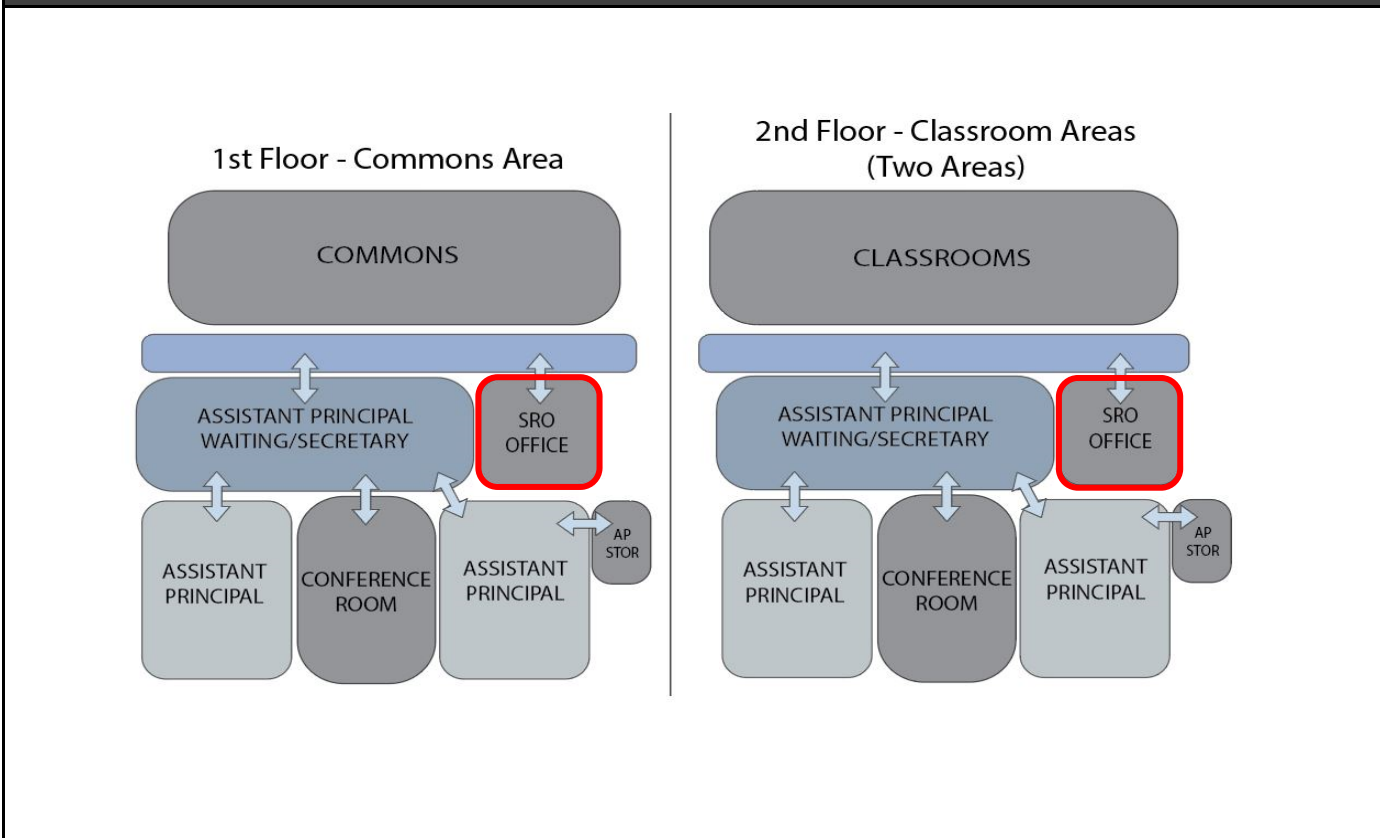
DESCRIPTION OF SPACE AND USES:

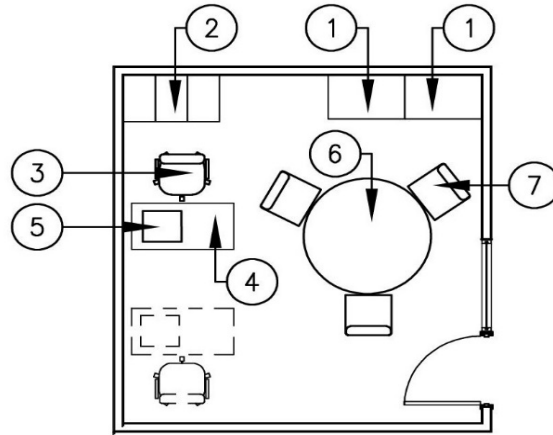
Holding area with meeting space.

SPATIAL RELATIONSHIP:

Locate one on first floor near Assistant Principal's suite and one upstairs near Assistant Principal's suite with access to main hallway.

RELATIONSHIP DIAGRAM





EQUIPMENT/FURNITURE

Furniture/Equipment	Tag No.	Notes	Qty.	Size	Comments
---------------------	---------	-------	------	------	----------

IN CONTRACT / CONTRACTOR PROVIDED

Teacher Wardrobe	1	Lockable	2		
Vertical File Cabinets	2		3		

Furniture/Equipment	Tag No.	Notes	Qty.	Size	Comments
---------------------	---------	-------	------	------	----------

NOT IN CONTRACT / OWNER PROVIDED

Task Chair	3	One future	2		
Desk	4	One future	2		
Office Tool Set	5		1		
Table	6	Round	1		
Chair	7		3		

Notes:

1. Provide window to hallway for visibility and supervision.



TECHNOLOGY



1. PROGRAM DESCRIPTION



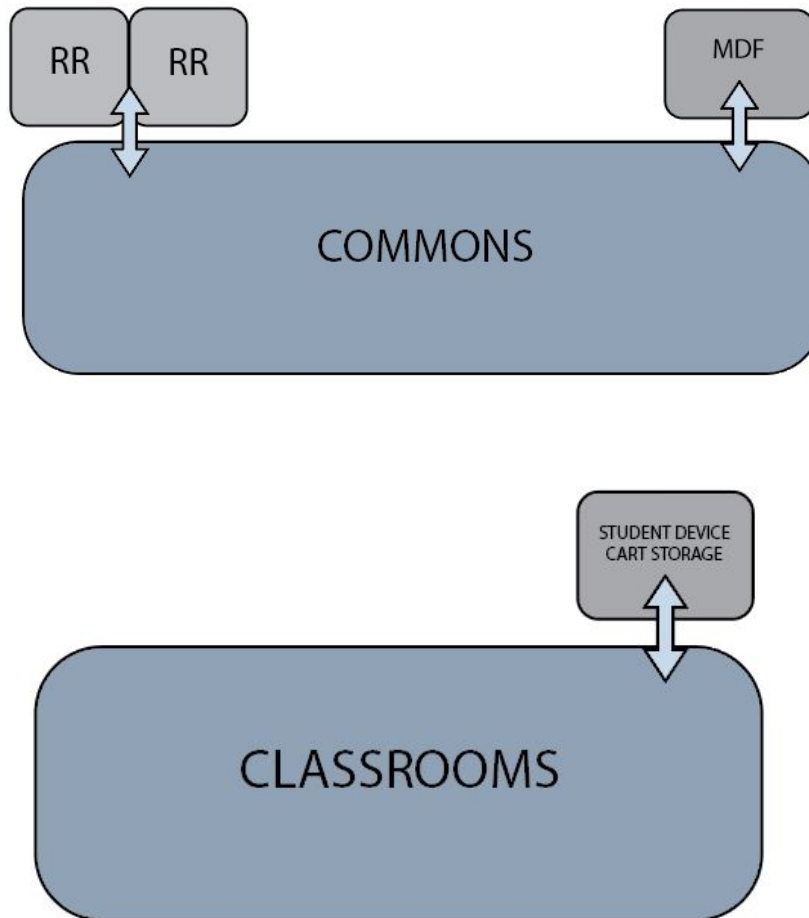
Technology and security are integral parts of a high school design. At Fort Bend ISD high school these spaces will include an office for IT, storage for Student Devices Cart storage, a main frame distribution (MDF) room and several intermediate distribution frame (IDF) rooms located throughout the campus.

IT office will be located in Administration suite. Student devices cart storage should be located close to classroom spaces.

Technology spaces for schools vary in use, however, the MDF room should be centrally located to best serve the school. IDF rooms shall be located throughout the

campus in compliance with Technology Standards.

2. SPATIAL RELATIONSHIPS & ADJACENCIES



3. PROGRAM OF SPACE

Space/Function	Qty	SF	Total SF	Notes
TECHNOLOGY				
IT Office	1	150	150	
Student Devices Cart Storage	2	100	200	
MDF Rooms	1	150	150	
IDF Computer Room	8	100	800	Verify quantity with floor plan design
TECHNOLOGY SUBTOTAL:			1,300	

4. FINISHES

	Walls				Floor		Ceiling		REMARKS
	Impact Resistant	Tile	Painted Gypsum	Painted CMU	Hard Surface	Tile	2x2 Acoustical Lay-In	Exposed	
IT Office			X		X		X		
Student Devices Cart Storage	X				X		X		
MDF Rooms	X				X			X	
IDF Computer Room	X				X			X	

PROGRAM SPACES

SPACES	Quantity:	Capacity	Area (SF):	Total (SF):	Comments:
IT Office	1		150	150	

PROGRAM DETAILS

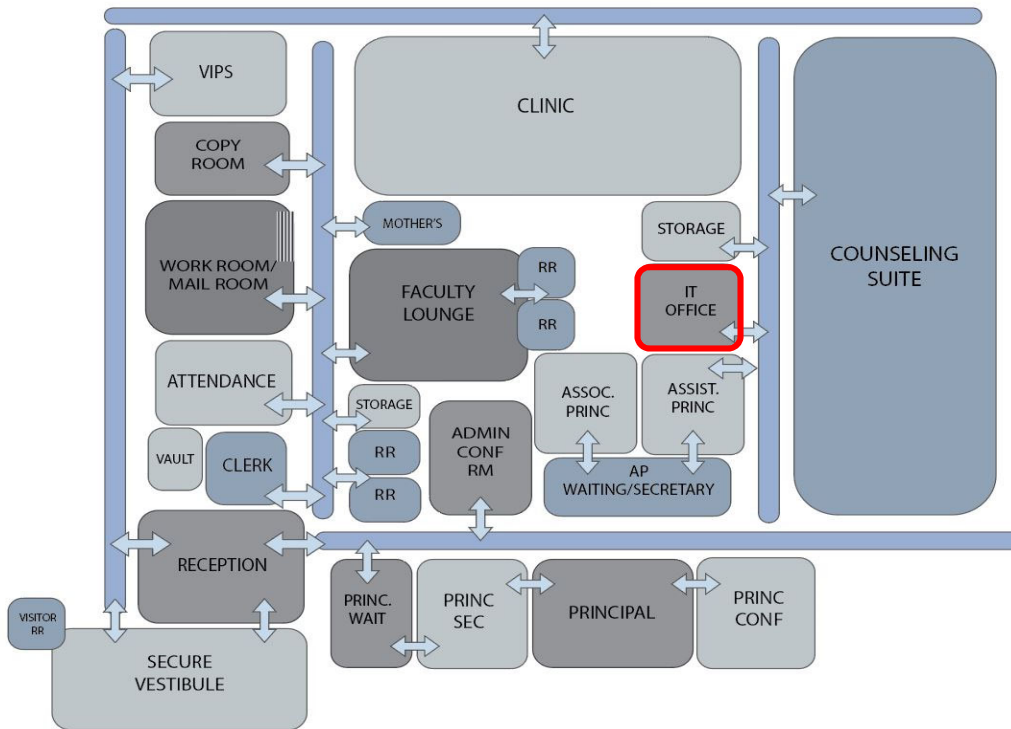
DESCRIPTION OF SPACE AND USES:

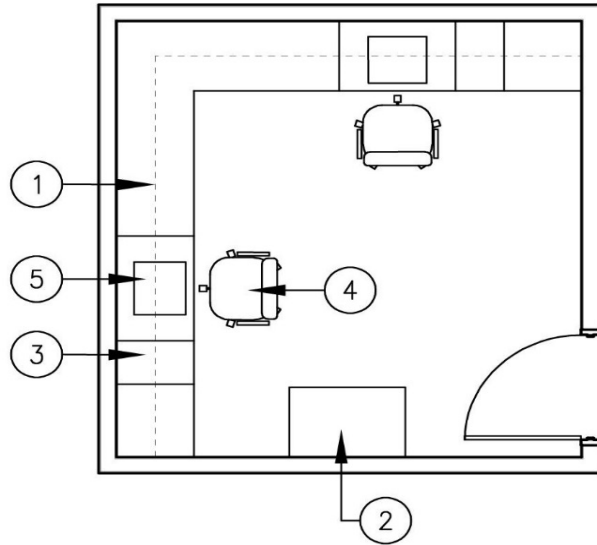
Office/workspace for IT personnel.

SPATIAL RELATIONSHIP:

Locate in Administration off main corridor.

RELATIONSHIP DIAGRAM





EQUIPMENT/FURNITURE

Furniture/Equipment	Tag No.	Notes	Qty.	Size	Comments
---------------------	---------	-------	------	------	----------

IN CONTRACT / CONTRACTOR PROVIDED

Upper and Lower Cabinets	1			36" x 48" x 24"	
Tall Storage Cabinet	2	Lockable	1		
Vertical File Cabinet Drawers	3	Under counter	2		

Furniture/Equipment	Tag No.	Notes	Qty.	Size	Comments
---------------------	---------	-------	------	------	----------

NOT IN CONTRACT / OWNER PROVIDED

Task Chair	4		2		
Office Tool Set	5		1		

Notes:

Student Devices Storage					
PROGRAM SPACES					
SPACES	Quantity:	Capacity	Area (SF):	Total (SF):	Comments:
Student Devices Storage	2		100	200	Ample space to store 6 carts.
PROGRAM DETAILS					
DESCRIPTION OF SPACE AND USES:					
Storing and charging equipment on rolling carts and charging carts for the school.					
SPATIAL RELATIONSHIP:					
Locate in areas close to all classrooms.					
Student Devices Storage				LAYOUT	
EQUIPMENT/FURNITURE					
Furniture/Equipment	Tag No.	Notes	Qty.	Size	Comments
IN CONTRACT / CONTRACTOR PROVIDED					
Overhead Power Reels	1		4		
Furniture/Equipment	Tag No.	Notes	Qty.	Size	Comments
NOT IN CONTRACT / OWNER PROVIDED					
Charging Stations	2	Line walls	20		
Notes:					

Main Distribution Frame (MDF) Room

PROGRAM SPACES

SPACES	Quantity:	Capacity	Area (SF):	Total (SF):	Comments:
Main Distribution Frame (MDF) Room	1		150	150	

PROGRAM DETAILS

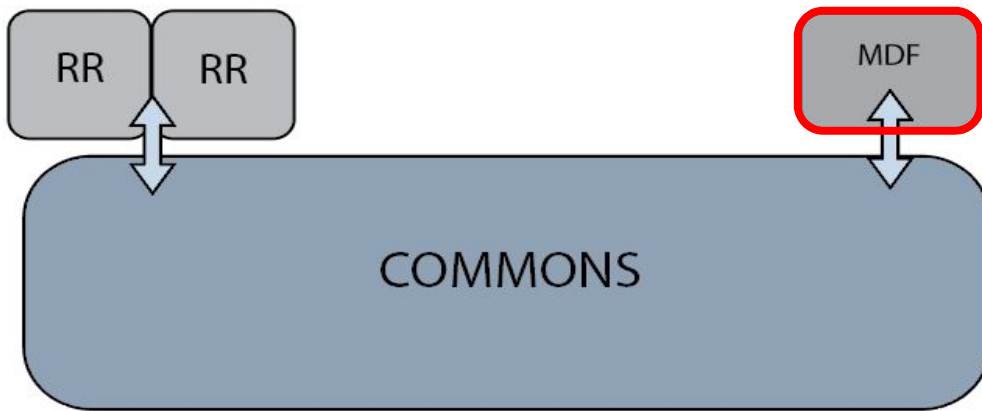
DESCRIPTION OF SPACE AND USES:

Hub for all computer / data lines. Note that the file servers are located off campus and not in the MDF rooms.

SPATIAL RELATIONSHIP:

It is most important that this room be placed in the approximate center of the building as distance is a consideration in the laying of the computer cabling.

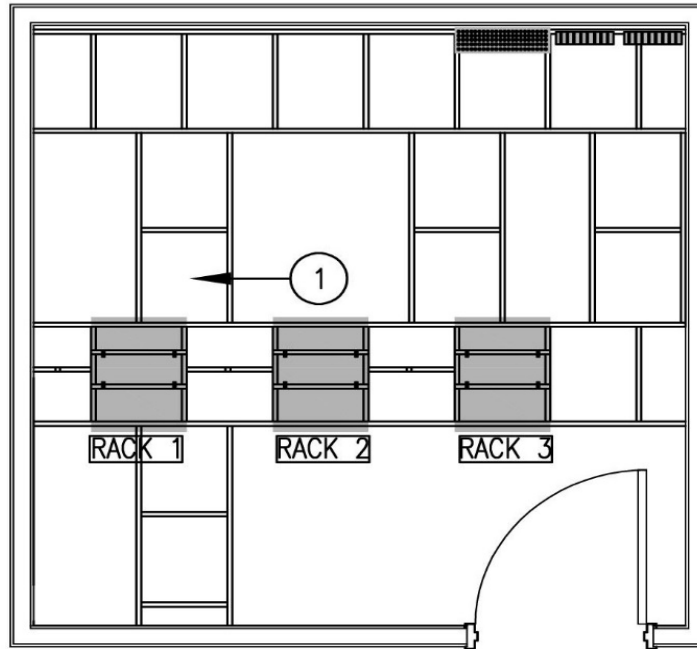
RELATIONSHIP DIAGRAM



Main Distribution Frame (MDF) Room

Main Distribution Frame (MDF) Room

LAYOUT



EQUIPMENT/FURNITURE

Furniture/Equipment	Tag No.	Notes	Qty.	Size	Comments
---------------------	---------	-------	------	------	----------

IN CONTRACT / CONTRACTOR PROVIDED

Cabling Rack	1	Refer to Technical Design Guidelines for additional information.			

Furniture/Equipment	Tag No.	Notes	Qty.	Size	Comments
---------------------	---------	-------	------	------	----------

NOT IN CONTRACT / OWNER PROVIDED

Notes:

1. Computers will be networked to the FBISD Administration building. IDF rooms (Intermediate cabling room) are required if the distance from the MDF room exceeds 250 to 300 feet.
2. Separate A/C system is required so that cooling can be provided to the MDF & IDF rooms 24-hours a day, year round.
3. Provide card access.
4. MDF and IDF equipment to be tied to emergency generator.

Intermediate Distribution Frame (IDF) Rooms

PROGRAM SPACES

SPACES	Quantity:	Capacity	Area (SF):	Total (SF):	Comments:
Intermediate Distribution Frame (IDF) Rooms	8		100	800	Number and locations depend on floor plan layout.

PROGRAM DETAILS

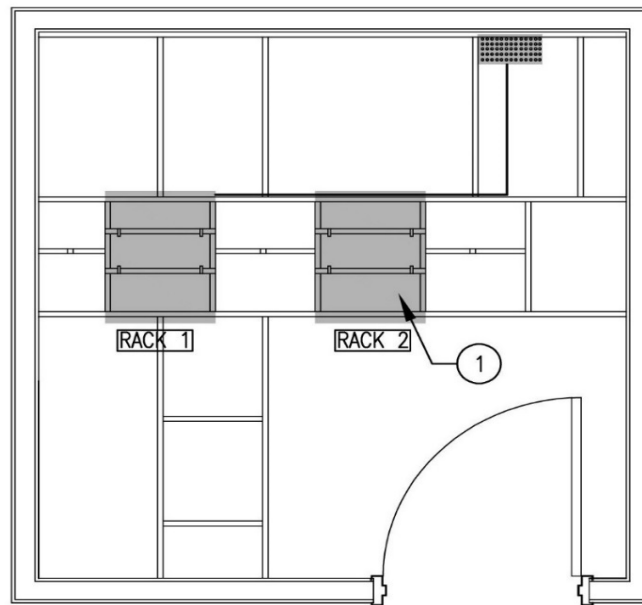
DESCRIPTION OF SPACE AND USES:

Computer and Data Lines.

SPATIAL RELATIONSHIP:

Locate throughout the building as necessary.

Intermediate Distribution Frame (IDF) Rooms **LAYOUT**



EQUIPMENT/FURNITURE

Furniture/Equipment	Tag No.	Notes	Qty.	Size	Comments
---------------------	---------	-------	------	------	----------

IN CONTRACT / CONTRACTOR PROVIDED

Cabling Rack	1	Refer to Technical Design Guidelines for information.			
--------------	---	---	--	--	--

Furniture/Equipment	Tag No.	Notes	Qty.	Size	Comments
---------------------	---------	-------	------	------	----------

NOT IN CONTRACT / OWNER PROVIDED

--	--	--	--	--	--

Notes:

1. Computers will be networked to the FBISD Administration building. IDF rooms (Intermediate cabling room) are required if the distance from the MDF room exceeds 250 to 300 feet. IDF rooms require 24 hour ventilation with thermostatic control. Comply with FBISD Division 27 Standards.

2. IDF rooms require 24-hour a day ventilation with thermostatic control.



APPENDIX



Due to rapid changes in Technology, this 'Technology Appendix' is being issued to allow for updating of technology requirements as needed without updating the entire Educational Specification documents. As technology needs change, this Appendix will be updated accordingly and re-issued with Educational Specifications.

Broadcast Studio Tool Set

- Desktop Computers (2)
- Monitors (2)
- One Laptop
- Phone
- One set of Broadcast Equipment

Cafeteria/Gym Tool Set

- Laptop
- Mobile AV Cart

Clinic Tool Set

- Laptop
- Monitor
- Phone
- Printer
- Fax Machine

Large Conference Tool Set

- Desktop Computer
- Monitor (2)
- Conference Phone
- Small Printer

Librarian Tool Set

- Laptop with Docking Station
- Monitor
- Phone

Library Tool Set

- Black and White Printer
- Phone
- Scanner Tool Setups (2)
- A/V Carts

Misc. Tool Set

- Docking Station with Monitor
- Phone

Office Tool Set

- Desktop Computer
- Monitor
- Phone

Principal Tool Set

- Desktop Computer
- Monitor
- Phone
- Printer
- TV in office
- Dedicated PA Phone
- Panic Button

Reception Tool Set

- Desktop Computer
- Monitor
- Printer
- Fax Machine
- Badge Printer

Small Conference Tool Set

- Desktop Computer
- Monitor
- Phone

Student Devices Cart

- Laptops
- Cart Anchor
- Cart Power/Charging

Teacher Office Tool Set

- Laptop with Docking Station
- Phone

Teacher Tool Set

- Laptop with Docking Station
- Reflector
- Phone
- AV Switching Control System
- Document Camera

